



Statistical
Report

Traffic statistics



Traffic statistics

Passenger traffic

Passengers

PASSENGERS, NUMBER

		Cabotaje	Exterior	Total	Interior
By passage type	Loaded	16,493	6,167	4,483	27,143
	Unloaded	17,251	0	4,482	27,733
	In transit	0	0	0	0
	Total	33,744	6,167	8,965	48,876
Cruise passengers	In transit	925			925
	Start of the line	8			8
	End of the lineo	1			1
	Total	934			934
Other passengers		1,690			
	Total	1,690			1690
TOTAL					51,500

Ports of embarkation or disembarkation

PASSANGERS OF REGULAR LINE

Ports of embarkation or disembarkation	Domestic		Foreign		Total
	Loaded	Unloaded	Loaded	Unloaded	
Arrecife de Lanzarote	2,235	854	0	0	3,089
La Luz and Las Palmas	5,928	6,636	0	0	12,564
Santa Cruz de Tenerife	2,474	3,161	0	0	5,635
Tánger	0	0	6,167	0	6,167
Tenerife	5,856	6,600	0	0	12,456
Total	16,493	17,251	6,167	0	39,911

Vehicles

VEHICLES BY PASSAGE TYPE, NUMBER

	Vehicles type	Loaded	Unloaded	Total
Domestic	Motorcycles	324	345	669
	Cars	9,195	8,709	17,904
	Vans	0	0	0
	Coaches/buses	0	39	39
	Total	9,519	9,093	18,612
Foreign	Motorcycles	0	0	0
	Cars	0	0	0
	Vans	0	0	0
	Coaches/buses	0	0	0
	Total	0	0	0
Total		9,519	9,093	18,612

Vessels

Merchant vessels

DISTRIBUTION BY TONNAGE

		Up to 3,000 GT	From 3,001 to 5,000 GT	From 5,001 to 10,000 GT	From 10,001 to 25,000 GT	From 25,001 to 50,000 GT	More than 50,000 GT	Total
Spanish	Number	10	12	25	28	40	8	123
	G.T.	21,145	52,935	139,893	536,486	1,180,560	938,619	2,869,638
Foreign	Number	157	375	710	416	306	129	2,093
	G.T.	352,528	1,579,395	4,845,177	7,652,254	9,180,267	11,037,699	34,647,320
Total	Number	167	387	735	444	346	137	2,216
	G.T.	373,673	1,632,330	4,985,070	8,188,740	10,360,827	11,976,318	37,516,958
Percentage of total %	Number	7.54%	17.46%	33.17%	20.04%	15.61%	6.18%	100%
	G.T.	1.00%	4.35%	13.29%	21.83%	27.62%	31.92%	100%

DISTRIBUTION BY FLAG

Flags	No. of vessels	G.T.
Germany	26	296,964
Antigua and Barbuda	37	207,678
Saudi Arabia	4	118,215
Argelia	7	138,325
Bangladesh	1	24,167
Barbados	3	35,323
Belgium	15	224,121
Belize	4	36,195
Bermudas	21	1,932,641
Brasil	1	81,429

Flags	No. of vessels	G.T.
Cabo Verde	1	1,435
China	4	103,332
Cyprus	211	3,886,445
Croatia	1	30,638
Curazao	1	3,990
Denmark	46	553,432
Spain	123	2,869,638
Philippines	4	61,278
Finland	19	203,143
France	23	111,326
Gibraltar	30	318,138
Gran Bahamas	29	1,311,142
Greece	19	1,103,758
Holand	106	612,475
Honk Kong	32	759,721
Ireland	5	14,992
Marshall Islands	154	4,088,831
Isle of Man	15	434,071
Cayman Islands	17	327,503
Cook islands	6	39,442
Islas Pitcairn	1	19,440
Italy	126	1,502,239
Latvia	2	4,328
Lebanon	1	11,918

Flags	No. of vessels	G.T.
Liberia	104	3,030,584
Luxembourg	4	40,378
Macao	1	105
Malta	496	4,750,103
Morocco	19	129,265
Monsterrat	1	29,265
Norway	25	644,560
Palau	8	31,085
Panama	105	1,761,385
Portugal	191	2,426,733
United Kingdom	47	1,181,416
Russia	1	12,679
San Vicente and Granadina	3	5,806
Singapur	76	1,721,308
Sweden	3	38,310
Tunez	1	4,258
Turkey	36	241,145
Total	2,216	37,516,958

DISTRIBUTION BY VESSEL TYPE

Type of vessels	Spanish		Foreign		Total	
	No.	G.T.	No.	G.T.	No.	G.T.
Bulk-liquids (Tankers)	37	1,073,016	1,354	23,525,476	1,391	24,598,492
Total Liquids	37	1,073,016	1,354	23,525,476	1,391	24,598,492

	Spanish		Foreign		Total	
Bulk-carrier	9	34,362	182	3,924,520	191	3,958,882
Total Solids	9	34,362	182	3,924,520	191	3,958,882
General Cargo	17	301,418	236	1,679,778	253	1,981,196
Specialised Transport	0	0	0	0	0	0
Total General Cargo	17	301,418	236	1,679,778	253	1,981,196
Ro-Ro Passenger	0	0	0	0	0	0
Ro-Ro Mixed	1	11,197	29	383,926	30	395,123
Ro-Ro no passenger	53	1,434,500	116	3,160,274	169	4,594,774
Total Ro-Ro	54	1,434,500	145	3,544,200	199	4,989,897
Passenger	0	0	2	60,157	2	60,157
Fast Passenger	0	0	0	0	0	0
Other cruise ships	2	83	0	0	2	83
Total passengers	2	83	2	60,157	4	60,240
Container ships	3	14,970	118	1,161,181	121	1,176,151
Total container ships	3	14,970	118	1,161,181	121	1,176,151
Deep-Water Freezer Vessels	0	0	17	3,674	17	3,674
Other merchant ships	1	92	39	748,334	40	748,426
Unkown	0	0	0	0	0	0
Total other merchant ships	1	92	56	752,008	57	752,100
Total	123	2,869,638	2,093	34,647,320	2,216	37,516,958

Other vessels

WAR VESSELS

Type	Spanish	Foreign
Number	2	0
G.T.	6,533	0

FRESH FISHING BOATS

Port based	
Number	13
G.T.	223

RECREATIONAL CRAFT

Port based	
Number	0
Length and medium sleeves	0

OTHER VESSELS

Type	Number	G.T.
Dredgers	2	583
Research and exploration	10	22,782
Other vessels and craft	17	16,150
Tugboats/pushers	25	14,292
Total	54	53,807

Freight

Moved through service quays and berths

Freight	Domestic			Foreign			Total		
	Loaded	Unloaded	Total	Loaded	Unloaded	Total	Loaded	Unloaded	Total
Liquid bulks	Non-calcinated petroleum coke			3,904		3,904	3,904		3,904
	31,124	4,199	35,323	188,100	14,899	202,999	219,224	19,098	238,322
	3,506		3,506	66,290		66,290	69,797		69,797

		Domestic			Foreign			Total		
Freight		Loaded	Unloaded	Total	Loaded	Unloaded	Total	Loaded	Unloaded	Total
Liquid bulks	Gasoline and refined petroleum	987,821	5,609	993,430	255,497		255,497	1,243,318	5,609	1,248,926
	Diesel	506,154	24,949	531,102	619,933	40,104	660,037	1,126,086	65,053	1,191,139
	Cyclic hydrocarbons		116,500	116,500		159,484	159,484		275,985	275,985
	Naphthas	4,926	45,214	50,140	899,087		899,087	904,013	45,214	949,227
	Ethers, ether-alcohols, ether-phenols		975	975					975	975
	Total	1,533,531	197,445	1,730,977	2,032,811	214,487	2,247,298	3,566,342	411,933	3,978,275
Dry bulks by special installation	Hydraulic cements, in bulk	73,705		73,705	48,854		48,854	122,559		122,559
	Total	73,705		73,705	48,854		48,854	122,559		122,559
Dry bulks without special installation	Vegetable materials, waste, residues	3,552		3,552		40,311	40,311	3,552	40,311	43,863
	Corn	4,671		4,671		229,707	229,707	4,671	229,707	234,378
	Barley	4,452		4,452		13,812	13,812	4,452	13,812	18,265
	Press cakes and other solid waste from soya oil extraction, including crushed and in pelletsextracción del aceite de soja, incluso molidos o en "pellets"	10,792		10,792		223,828	223,828	10,792	223,828	234,620
	Non-calcined petroleum coke				85,128	235,426	320,554	85,128	235,426	320,554
	Carbonates, peroxocarbonates					95,721	95,721		95,721	95,721

	Freight	Domestic			Foreign			Total		
		Loaded	Unloaded	Total	Loaded	Unloaded	Total	Loaded	Unloaded	Total
Dry bulks without special installation	Urea	26,401		26,401	21,349	28,047	49,396	47,750	28,047	75,797
	Other slags and ashes	106,628		106,628	373,483		373,483	480,112		480,112
	Waste and scrap					5,304	5,304		5,304	5,304
	Coal, briquettes, ovoids, fuel					24,468	24,468		24,468	24,468
	Wheat and meslin seed					122,816	122,816		122,816	122,816
	Mineral or chemical fertilisers	4,223		4,223	22,540	14,254	36,795	26,764	14,254	41,018
	Other bulk solids	12,364	4,460	16,824	63,116	191,195	254,311	75,480	191,195	271,135
	Copper ores and their concentrates				81,577	1,045,502	1,127,079	81,577	1,045,502	1,127,079
	Titanium ores and their concentrates					126,454	126,454		126,454	126,454
	Sulphates, alums, peroxosulphates	9,759		9,759	134,567		134,567	144,326		144,326
	Ammonium sulphate		3,356	3,356		36,744	36,744		40,099	40,099
	Wood, sawdust, waste and scraps of wood				45,799		45,799	45,799		45,799
Potassium chloride		13,913	13,913		40,141	40,141		54,053	54,053	
	Total	182,844	21,728	204,573	827,559	2,473,727	3,301,286	1,010,403	2,495,455	3,505,859

Freight	Domestic			Foreign			Total		
	Loaded	Unloaded	Total	Loaded	Unloaded	Total	Loaded	Unloaded	Total
Tares of trailers and semi-trailers	21,118	4,025	25,143				21,118	4,025	25,143
Tares of containers and tanks	4,378	741	5,119		30	30	4,378	771	5,148
Tares of motor vehicles	1,032	394	1,426				1,032	394	1,426
Salt (including table and denatured salt)	7		7				7		7
Fruit juices or other fruits	14		14		22,498	22,498	14	22,498	22,512
Bananas, including plantains		2,227	2,227					2,227	2,227
Acyclic alcohols and their derivatives	1		1				1		1
Apricots	672		672				672		672
Vegetable materials, waste, residues	4		4				4		4
Raw coniferous wood	4,031		4,031	3,602		3,602	4,031		4,031
Raw eucalyptus wood							3,602		3,602
Fresh apples	827		827				827		827
Corn	27		27				27		27
Fruit, nuts and other plant parts	86		86				86		86

Freight	Domestic			Foreign			Total		
	Loaded	Unloaded	Total	Loaded	Unloaded	Total	Loaded	Unloaded	Total
Malt beer, packaged	22	7	29				22	7	29
Onions, shallots, garlic, leeks	2,292		2,292				2,292		2,292
Prepared or preserved tomatoes	11		11				11		11
Fresh and refrigerated tomatoes	836	2,079	2,915				836	2,079	2,915
Passenger cars and other vehicles	1,487	798	2,286				1,487	798	2,286
Refined copper and copper alloys				92,185		92,185	92,185		92,185
Empty containers and tanks		4,423	4,423		648	648		5,071	5,071
Food preparations not previously listed	3,667	7	3,674				3,667	7	3,674
Flat-rolled iron products	1		1		15,702	15,702	1	15,702	15,702
Oils and other products from distillation									
Petroleum oils									
Carbonates, peroxocarbonates	2		2				2		2
Urea				2,246		2,246	2,246		2,246
Passage	1,079		1,079				1,079		1,079
Other prepared or preserved vegetables	113		113				113		113

Freight	Domestic			Foreign			Total		
	Loaded	Unloaded	Total	Loaded	Unloaded	Total	Loaded	Unloaded	Total
Other vegetables including wild	1,300	11	1,311				1,300	11	1,311
Bird's eggs, not in shell	1,005		1,005				1,005		1,005
Wheat and meslin seed	1		1				1		1
Melons, watermelons and papayas, fresh	1,100	225	1,325				1,100	225	1,325
Fresh or dried citrus fruits	3,515		3,515				3,515		3,515
Mineral or chemical nitrogen fertilisers				1,498		1,498	1,498		1,498
Mineral or chemical fertilisers	6		6	30,172		30,172	30,178		30,178
Trailers, semi-trailers and platforms	6,918	7,345	14,263				6,918	7,345	14,263
Other general freight	35,207	4,211	39,418	1,073	41,946	43,019	36,279	46,158	82,437
Other bulk solids	744		744	5,006	113	5,119	5,750	113	5,863
Other bulk liquids	4,530	67	4,597				4,530	67	4,597
Cyclic hydrocarbons									
Sodium hydroxide (caustic soda)									
Refined copper and copper alloys					295	295		295	295

Freight	Domestic			Foreign			Total		
	Loaded	Unloaded	Total	Loaded	Unloaded	Total	Loaded	Unloaded	Total
General cargo	Titanium ores and their concentrates								
	Sulphates, alums, peroxosulphates								
	Wood, sawdust, waste and scraps of wood								
		129		129	1,787	1,787	129	1,787	1,915
	Empty vehicles and cars	527	414	941			527	414	941
	Fuel	32		32			32		32
	Ethers, ether-alcohols, ether-phenols								
Total	96,720	29,977	123,697	135,781	83,018	218,799	232,501	109,995	342,496
Total	1,886,801	246,150	2,132,951	3,045,005	2,771,233	5,816,237	4,931,805	3,017,383	7,949,188

Moved through private quays and berths

Freight	Domestic			Foreign			Total		
	Loaded	Unloaded	Total	Loaded	Unloaded	Total	Loaded	Unloaded	Total
Bulk liquids	Acyclic alcohols and their derivatives		8,035	8,035	8,379	8,379		16,414	16,414
	Undenatured Ethyl Alcohol		20,979	20,979			20,979	20,979	20,979
	Ketones and quinones	78,860	78,860	219,924	219,924	298,785		298,785	
	Non-calcined petroleum coke	47,642	44,469	92,111	217,847	217,847	265,490	44,469	309,958

		Domestic			Foreign			Total		
Freight	Loaded	Unloaded	Total	Loaded	Unloaded	Total	Loaded	Unloaded	Total	
Bulk liquids	Calcined petroleum coke, bitumen		10,027	10,027	28,589		28,589	28,589	10,027	38,617
	Oils and other products from distillation	39,032		39,032	150		150	39,182		39,182
	Soya oil and its fractions, bulk		4,492	4,492		18,981	18,981		23,473	23,473
	Palm oil and its fractions, bulk	58,907		58,907	10,338	438,373	448,711	69,245	438,373	507,618
	Sulphuric acid, oleum	105,259		105,259	680,458		680,458	785,717		785,717
	Petroleum oils					8,066,009	8,066,009		8,066,009	8,066,009
	Petroleum gas and other hydrocarbons		195,147	195,147		14,730	14,730		209,877	209,877
	Gasoline and refined petroleum	525	30,232	30,756	432,810	419,470	852,280	433,335	449,702	883,036
	Diesel		10,004	10,004	12,838	250,244	263,082	12,838	260,248	273,086
	Natural Gas				23,121	3,213,686	3,236,807	23,121	3,213,686	3,236,807
	Urea					37,421	37,421		37,421	37,421
	Diphosphorus pentoxide, phosphoric acid					148,927	148,927		148,927	148,927
	Other general freight					6,337	6,337		6,337	6,337
	Other bulk liquids	6,914	874	7,788	19,489	170,793	190,282	26,403	171,667	198,070
Phenols, phenol-alcohols	200,004		200,004	267,486		267,486	467,490		467,490	

		Domestic			Foreign			Total		
Freight	Loaded	Unloaded	Total	Loaded	Unloaded	Total	Loaded	Unloaded	Total	
Bulk liquids	Cyclic hydrocarbons	50,522		50,522	171,720		171,720	222,242		222,242
	Sodium hydroxide (caustic soda)					13,499	13,499		13,499	13,499
	Naphthas				6,961	13,691	20,652	6,961	13,691	20,652
	Anhydrous ammonia or in aqueous solution	77,564		77,564	2,500		2,500	80,064		80,064
	Fuel	787,045	95,839	882,884	64,234	598,061	662,294	851,279	693,900	1,545,178
	Biodiesel and its mixtures	346,980	223,525	570,505	778,453	709,533	1,487,986	1,125,433	933,059	2,058,491
Total	1,799,255	643,622	2,442,877	2,936,918	14,128,136	17,065,055	4,736,174	14,771,758	19,507,931	
Dry bulks by special installation	Vegetable materials, waste, residues					35,758	35,758		35,758	35,758
	Corn					27,384	27,384		27,384	27,384
	Barley					14,115	14,115		14,115	14,115
	Press cakes and other solid waste from soya oil extraction, including crushed and in pellets					113,903	113,903		113,903	113,903
	Urea					4,242	4,242		4,242	4,242
	Other bulk solids				108,751		108,751	108,751		108,751
	Copper ores and their concentrates				536,682	60,829	597,511	536,682	60,829	597,511
	Zinc ores and their concentrates	20,305		20,305	298,236		298,236	318,540		318,540
Total	20,305		20,305	943,668	256,231	1,199,899	963,973	256,231	1,220,204	

	Freight	Domestic			Foreign			Total		
		Loaded	Unloaded	Total	Loaded	Unloaded	Total	Loaded	Unloaded	Total
Dry bulks without special installations	Other bulk solids				9,040		9,040	9,040		9,040
	Refined copper and copper alloys				12,381	5,408	17,789	12,381	5,408	17,789
	Zinc ores and their concentrates				11,384		11,384	11,384		11,384
	Total				32,805	5,408	38,213	32,805	5,408	38,213
General cargo	Tares of trailers and semi-trailers	70,909	26,520	97,429				70,909	26,520	97,429
	Particle boards and similar	90		90				90		90
	Tares of containers and tanks	55,748	4,218	59,966	33,810	1,896	35,706	89,558	6,114	95,672
	Tares of motor vehicles	770	581	1,351	6		6	776	581	1,357
	Nitrates, except strontium	24		24				24		24
	Salt (including table and denatured salt)	733		733	146		146	879		879
	Fruit juices or other fruits	6,990		6,990	76,911		76,911	83,901		83,901
	Bananas, including plantains	2	40,688	40,689			2	40,688	40,689	5
	Acyclic alcohols and their derivatives	5	5					5		5
	Apricots	1,472		1,472				1,472		1,472

	Freight	Domestic			Foreign			Total		
		Loaded	Unloaded	Total	Loaded	Unloaded	Total	Loaded	Unloaded	Total
General cargo	Vegetable materials, waste, residues	7,183		7,183				7,183		7,183
	Raw eucalyptus wood	0		0				0		0
	Fresh apples	2,362		2,362				2,362		2,362
	Corn	1,141		1,141				1,141		1,141
	Fruit, nuts and other plant parts	390	1	391	6,157		6,157	6,547	1	6,548
	Malt beer, packaged	10,528	1,235	11,763		24	24	10,528	1,259	11,787
	Cebollas, chalotes, ajos, puerros	8,152		8,152				8,152		8,152
	Barley	508	1	508				508		508
	Hydraulic cements, in bulk	10,078		10,079				10,078	1	10,079
	Ketones and quinones	1		1				1		1
	Prepared or preserved tomatoes	263	17	279	9,107	127	9,234	9,370	143	9,514
	Fresh and refrigerated tomatoes	3,701	7,583	11,284				3,701	7,583	11,284
	Press cakes and other solid waste from soya oil extraction, including crushed and in pellets	192		192				192		192
	Passenger cars and other vehicles	1,036	475	1,511				1,036	475	1,511
Non-calcinated petroleum coke		21	21					21	21	

	Freight	Domestic			Foreign			Total		
		Loaded	Unloaded	Total	Loaded	Unloaded	Total	Loaded	Unloaded	Total
General cargo	Refined copper and copper alloys	0		0	6,501		6,501	6,501		6,501
	Empty containers and tanks	205	69,209	69,414	25	3,802	3,827	230	73,012	73,242
	Food preparations not previously listed	9,777	0	9,777	335	22	357	10,113	22	10,135
	Flat-rolled iron products	1		1				1		1
	Oils and other products from distillation	8		8				8		8
	Sulfuric acid, óleum	32		32				32		32
	Carbonates, peroxocarbonates	15,550		15,550	98		98	15,648		15,648
	Petroleum gas and other hydrocarbons	134		134				134		134
	Diesel	62		62				62		62
	Urea	1		1				1		1
	Passage	6,579	34	6,612		18	18	6,579	52	6,630
	Other prepared or preserved vegetables	1,220	1	1,221	7,466		7,466	8,686	1	8,687
	Other vegetables including wild	4,840	157	4,997				4,840	157	4,997
	Waste and scrap	5	5,528	5,533				5	5,528	5,533
	Bird's eggs, not in shell	1,067	47	1,114				1,067	47	1,114
Coal, briquettes, ovoids, fuel	3		3	637	23	660	640	23	663	

		Domestic			Foreign			Total		
	Freight	Loaded	Unloaded	Total	Loaded	Unloaded	Total	Loaded	Unloaded	Total
General cargo	Wheat and meslin seed	112		112		24	24	112	24	136
	Melons, watermelons and papayas, fresh	5,998	2,843	8,841				5,998	2,843	8,841
	Asphalt-based bituminous mixtures	129		129				129		129
	Fresh or dried citrus fruits	21,397	27	21,424	21		21	21,418	27	21,445
	Mineral or chemical nitrogen fertilisers	97		97		101	101	97	101	198
	Abonos minerales o químicos	230		230				230		230
	Iron and non-alloy steel sections	2,474		2,474				2,474		2,474
	Trailers, semi-trailers and platforms	714	45,561	46,275				714	45,561	46,275
	Other general freight	173,232	15,434	188,666	35,014	3,399	38,412	208,246	18,833	227,079
	Other bulk solids	41,017	338	41,356	21,101	8,545	29,646	62,119	8,883	71,002
	Other bulk liquids	46,439	2,687	49,126	204	23	226	46,643	2,710	49,352
	Cyclic hydrocarbons	0		0				0		0
	Sodium hydroxide (caustic soda)	26		26				26		26
Copper ores and their concentrates	0		0	500	1,227	1,727	501	1,227	1,727	

	Freight	Domestic			Foreign			Total		
		Loaded	Unloaded	Total	Loaded	Unloaded	Total	Loaded	Unloaded	Total
	Sulphates, alums, peroxosulphates	235		235				235		235
General cargo	Wood, sawdust, waste and scraps of wood	81		81	22	62	84	103	62	165
	Naphthas	1		1				1		1
	Crustaceans, including shelled, live	295	21	315		250	250	295	271	566
	Anhydrous ammonia or in aqueous solution	22		22				22		22
	Empty vehicles and cars	1,308	1,000	2,308				1,308	1,000	2,308
	Fuel	8		8				8		8
	Ethers, ether-alcohols, ether-phenols	0		0				0		0
	Total	515,579	224,225	739,804	198,060	19,542	217,602	713,639	243,768	957,407
Total	2,335,138	867,847	3,202,985	4,111,452	14,409,317	18,520,769	6,446,590	15,277,165	21,723,754	

Loaded and unloaded in the year

		Domestic			Foreign			Total		
Freight		Loaded	Unloaded	Total	Loaded	Unloaded	Total	Loaded	Unloaded	Total
Liquid bulks	Acyclic alcohols and their derivatives		8,035	8,035		8,379	8,379		16,414	16,414
	Undenatured Ethyl Alcohol		20,979	20,979				20,979		20,979
	Ketones and quinones	78,860		78,860	219,924		219,924	298,785		298,785
	Non-calcined petroleum coke	47,642	44,469	92,111	221,752		221,752	269,394	44,469	313,863
	Calcined petroleum coke, bitumen		10,027	10,027	28,589		28,589	28,589	10,027	38,617
	Butane and propane	31,124	4,199	35,323	188,100	14,899	202,999	219,224	19,098	238,322
	Oils and other products from distillation	42,539		42,539	66,440		66,440	108,979		108,979
	Soya oil and its fractions, bulk		4,492	4,492		18,981	18,981		23,473	23,473
	Palm oil and its fractions, bulk	58,907		58,907	10,338	438,373	448,711	69,245	438,373	507,618
	Sulphuric acid, oleum	105,259		105,259	680,458		680,458	785,717		785,717
	Petroleum oils					8,066,009	8,066,009		8,066,009	8,066,009
	Petroleum gas and other hydrocarbons		195,147	195,147		14,730	14,730		209,877	209,877
	Gasoline and refined petroleum	988,346	35,840	1,024,186	688,307	419,470	1,107,777	1,676,652	455,311	2,131,963
	Diesel	506,154	34,952	541,106	688,307	290,348	923,119	1,138,924	325,301	1,464,225
Natural Gas				23,121	3,213,686	3,236,807	23,121	3,213,686	3,236,807	

Freight	Domestic			Foreign			Total			
	Loaded	Unloaded	Total	Loaded	Unloaded	Total	Loaded	Unloaded	Total	
Liquid bulkss	Urea				37,421	37,421		37,421	37,421	
	Diphosphorus pentoxide, phosphoric acid				148,927	148,927		148,927	148,927	
	Other general freight				6,337	6,337		6,337	6,337	
	Other bulk liquids	6,914	874	7,788	19,489	170,793	190,282	26,403	171,667	198,070
	Phenols, phenol-alcohols	200,004		200,004	267,486		267,486	467,490		467,490
	Cyclic hydrocarbons	50,522	116,500	167,022	171,720	159,484	331,204	222,242	275,985	498,227
	Sodium hydroxide (caustic soda)					13,499	13,499		13,499	13,499
	Naphthas	4,926	45,214	50,140	906,048	13,691	919,739	910,974	58,905	969,879
	Anhydrous ammonia or in aqueous solution	77,564		77,564	2,500		2,500	80,064		80,064
	Fuel	787,045	95,839	882,884	64,234	598,061	662,294	851,279	693,900	1,545,178
	Ethers, ether-alcohols, ether-phenols		975	975					975	975
	Biodiesel and its mixtures	346,980	223,525	570,505	778,453	709,533	1,487,986	1,125,433	933,059	2,058,491
Total	3,332,787	841,067	4,173,854	4,969,729	14,342,624	19,312,353	8,302,516	15,183,691	23,486,206	
Total	3,332,787	841,067	4,173,854	4,969,729	14,342,624	19,312,353	8,302,516	15,183,691	23,486,206	

		Domestic			Foreign			Total		
Freight		Loaded	Unloaded	Total	Loaded	Unloaded	Total	Loaded	Unloaded	Total
Dry bulks by special installation	Vegetable materials, waste, residues					35,758	35,758		35,758	35,758
	Corn					27,384	27,384		27,384	27,384
	Barley					14,115	14,115		14,115	14,115
	Hydraulic cements, in bulk	73,705		73,705	48,854		48,854	122,559		122,559
	Press cakes and other solid waste from soya oil extraction, including crushed and in pellets					113,903	113,903		113,903	113,903
	Urea					4,242	4,242		4,242	4,242
	Other bulk solids				108,751		108,751	108,751		108,751
	Refined copper and copper alloys				536,682	60,829	597,511	536,682	60,829	597,511
Zinc ores and their concentrates	20,305		20,305	298,236		298,236	318,540		318,540	
	Total	94,009		94,009	992,522	256,231	1,248,753	1,086,531	256,231	1,342,762
Dry bulks without special installation	Vegetable materials, waste, residues	3,552		3,552		40,311	40,311	3,552	40,311	43,863
	Corn	4,671		4,671		229,707	229,707	4,671	229,707	234,378
	Barley	4,452		4,452		13,812	13,812	4,452	13,812	18,265
	Press cakes and other solid waste from soya oil extraction, including crushed and in pellets	10,792		10,792		223,828	223,828	10,792	223,828	234,620

Freight	Domestic			Foreign			Total		
	Loaded	Unloaded	Total	Loaded	Unloaded	Total	Loaded	Unloaded	Total
Non-calcined petroleum coke				85,128	235,426	320,554	85,128	235,426	320,554
Carbonates, peroxocarbonates					95,721	95,721		95,721	95,721
Urea	26,401		26,401	21,349	28,047	49,396	47,750	28,047	75,797
Other slags and ashes	106,628		106,628	373,483		373,483	480,112		480,112
Waste and scrap					5,304	5,304		5,304	5,304
Coal, briquettes, ovoids, fuel					24,468	24,468		24,468	24,468
Wheat and meslin seed					122,816	122,816		122,816	122,816
Mineral or chemical fertilisers	4,223		4,223	22,540	14,254	36,795	26,764	14,254	41,018
Other bulk solids	12,364	4,460	16,824	72,156	191,195	263,351	84,520	195,654	280,175
Refined copper and copper alloys				93,959	1,050,910	1,144,868	93,959	1,050,910	1,144,868
Zinc ores and their concentrates				11,384		11,384	11,384		11,384
Titanium ores and their concentrates					126,454	126,454		126,454	126,454
Sulphates, alums, peroxy-sulphates	9,759		9,759	134,567		134,567	144,326		144,326
Ammonium sulphate		3,356	3,356		36,744	36,744		40,099	40,099
Wood, sawdust, waste and scraps of wood				45,799		45,799	45,799		45,799

		Domestic			Foreign			Total		
Freight		Loaded	Unloaded	Total	Loaded	Unloaded	Total	Loaded	Unloaded	Total
	Potassium chloride		13,913	13,913		40,141	40,141		54,053	54,053
	Total	182,844	21,728	204,573	860,364	2,479,135	3,339,499	1,043,208	2,500,863	3,544,071
General cargo	Tares of trailers and semi-trailers	92,027	30,545	122,572				92,027	30,545	122,572
	Particle boards and similar	90		90				90		90
	Tares of containers and tanks	60,126	4,959	65,085	33,810	1,925	35,735	93,936	6,884	100,820
	Tares of motor vehicles	1,802	975	2,777	6		6	1,808	975	2,783
	Nitrates, except strontium	24		24				24		24
	Salt (including table and denatured salt)	741		741	146		146	886		886
	Fruit juices or other fruits	7,004		7,004	76,911	22,498	99,409	83,916		106,413
	Bananas, including plantains	2	42,915	42,917				2	42,915	42,917
	Acyclic alcohols and their derivatives	7	0	7				7	0	7
	Apricots	2,144		2,144				2,144		2,144
	Vegetable materials, waste, residues	7,187		7,187				7,187		7,187
	Raw coniferous wood	4,031		4,031				4,031		4,031
Raw eucalyptus wood	0		0	3,602		3,602	3,602		3,602	

Freight	Domestic			Foreign			Total		
	Loaded	Unloaded	Total	Loaded	Unloaded	Total	Loaded	Unloaded	Total
Fresh apples	3,189		3,189				3,189		3,189
Corn	1,168		1,168				1,168		1,168
Fruit, nuts and other plant parts	476	1	477	6,157		6,157	6,632	1	6,633
Malt beer, packaged	10,550	1,242	11,792		24	24	10,550	1,266	11,816
Onions, shallots, garlic, leeks	10,444		10,444				10,444		10,444
Barley	508		508				508		508
Hydraulic cements, in bulk	10,078	1	10,079				10,078	1	10,079
Ketones and quinones	1		1				1		1
Prepared or preserved tomatoes	274	17	290	9,107	127	9,234	9,381	143	9,524
Fresh and refrigerated tomatoes	4,537	9,662	14,199				4,537	9,662	14,199
Press cakes and other solid waste from soya oil extraction, including crushed and in pellets	192		192				192		192
Passenger cars and other vehicles	2,523	1,274	3,797				2,523	1,274	3,797
Non-calcinated petroleum coke		21	21					21	21
Refined copper and copper alloys	0		0	98,685		98,685	98,685		98,685

Freight	Domestic			Foreign			Total		
	Loaded	Unloaded	Total	Loaded	Unloaded	Total	Loaded	Unloaded	Total
Empty containers and tanks	205	73,632	73,837	25	4,450	4,475	230	78,082	78,312
Food preparations not previously listed	13,445	7	13,451	335	22	357	13,780	29	13,809
Flat-rolled iron products	1		1		15,702	15,702	1	15,702	15,703
Oils and other products from distillation	8		8				8		8
Sulfuric acid, óleum	32		32				32		32
Petroleum oils	0		0				0		0
Carbonates, peroxo-carbonates	15,552		15,552	98		98	15,650		15,650
Petroleum gas and other hydrocarbons	134		134				134		134
Diesel	62		62				62		62
Urea	1		1	2,246		2,246	2,247		2,247
Passage	7,658	34	7,691		18	18	7,658	52	7,709
Other prepared or preserved vegetables	1,334	1	1,335	7,466		7,466	8,800	1	8,800
Other vegetables including wild	6,140	168	6,308				6,140	168	6,308
Waste and scrap	5	5,528	5,533				5	5,528	5,533
Bird's eggs, not in shell	2,072	47	2,119				2,072	47	2,119

General cargo

Freight	Domestic			Foreign			Total		
	Loaded	Unloaded	Total	Loaded	Unloaded	Total	Loaded	Unloaded	Total
Coal, briquettes, ovoids, fuel	3		3	637	23	660	640	23	663
Wheat and meslin seed	113		113		24	24	113	24	137
Melons, watermelons and papayas, fresh	7,098	3,068	10,166				7,098	3,068	10,166
Asphalt-based bituminous mixtures	129		129				129		129
Fresh or dried citrus fruits	24,912	27	24,939	21		21	24,933	27	24,960
Mineral or chemical nitrogen fertilisers	97		97	1,498	101	1,599	1,594	101	1,695
Mineral or chemical fertilisers	236		236	30,172		30,172	30,408		30,408
Iron and non-alloy steel sections	2,474		2,474				2,474		2,474
Trailers, semi-trailers and platforms	7,632	52,906	60,538				7,632	52,906	60,538
Other general freight	208,439	19,646	228,084	36,086	45,345	81,431	244,525	64,990	309,515
Other bulk solids	41,761	338	42,099	26,107	8,658	34,765	67,868	8,996	76,864
Other bulk liquids	50,969	2,754	53,723	204	23	226	51,172	2,777	53,950
Cyclic hydrocarbons	0		0				0		0
Sodium hydroxide (caustic soda)	26		26				26		26
Copper ores and their concentrates	0		0	500	1,522	2,022	501	1,522	2,023

Freight	Domestic			Foreign			Total		
	Loaded	Unloaded	Total	Loaded	Unloaded	Total	Loaded	Unloaded	Total
Titanium ores and their concentrates	0	0	0					0	0
Sulphates, alums, peroxy-sulphates	235		235				235		235
Wood, sawdust, waste and scraps of wood	81		81	22	62	84	103	62	165
Naphthas	1		1				1		1
Crustaceans, including shelled, live	423	21	444		2,037	2,037	423	2,058	2,481
Anhydrous ammonia or in aqueous solution	22		22				22		22
Empty vehicles and cars	1,835	1,414	3,249				1,835	1,414	3,249
Fuel	40		40				40		40
Ethers, ether-alcohols, ether-phenols	0		0				0		0
Total	612,299	251,202	863,501	333,841	102,560	436,402	946,140	353,762	1,299,903
Total	4,221,939	1,113,998	5,335,937	7,156,456	17,180,550	24,337,006	11,378,395	18,294,548	29,672,943

Total freight by countries and loading and unloading

Country	Loaded	Unloaded	Total
Albania	3,000	0	3,000
Germany	45,758	34,374	80,132
Angola	1,069	68,433	69,502
Saudi Arabia	0	100,317	100,317
Algeria	128,574	223,792	352,365
Argentina	0	528,400	528,400
Australia	9,040	0	9,040
Belgium	806,555	92,553	899,107
Brazil	86,005	1,538,729	1,624,734
Bulgaria	55,243	61,190	116,433
Cameroon	0	127,267	127,267
Canada	37,998	53,529	91,527
Chile	19,123	268,544	287,667
China	767,926	130,185	898,111
Colombia	0	19,743	19,743
Congo	0	123,849	123,849
Croatia	14,543	13,691	28,235
Cuba	5,011	0	5,011
Unknow	1,837	0	1,837
Denmark	12,950	38,163	51,112
USA	567,836	2,652,875	3,220,711
Egypt	32,113	13,413	45,526
Slovenia	32,828	0	32,828

Country	Loaded	Unloaded	Total
Spain	4,221,939	1,113,998	5,335,937
Estonia	16,308	371	16,679
Finland	149,693	29,700	179,393
France	326,765	39,814	366,579
Georgia	48,793	83,947	132,740
Ghana	100,936	0	100,936
Gibraltar	305,642	29,924	335,565
Greece	96,609	0	96,609
Guatemala	0	3,473	3,473
Guinea-Conak	2,998	0	2,998
Equatorial Guinea	0	56,507	56,507
Holland	521,097	152,095	673,192
Honduras	0	45,630	45,630
Indonesia	0	378,733	378,733
Iraq	0	571,303	571,303
Ireland	30,473	0	30,473
Israel	250	43,607	43,857
Italy	528,065	146,267	674,331
Jamaica	22,002	0	22,002
Japan	131,184	0	131,184
Jordan	0	9,465	9,465
Latvia	684	40,430	41,114
Lithuania	657	25,563	26,221
Malaysia	53,888	333,591	387,479
Malta	0	27,692	27,692

Country	Loaded	Unloaded	Total
Morocco	754,163	193,701	947,863
Mauritania	7,500	0	7,500
Mexico	18,314	162,087	180,401
Montenegro	0	22,482	22,482
Mozambique	0	111,612	111,612
Nigeria	398,272	5,023,155	5,421,428
Norway	44,083	265,063	309,146
Panama	0	166,889	166,889
Peru	30,495	156,161	186,656
Poland	2,123	69,280	71,402
Portugal	430,330	85,563	515,893
Qatar	0	121,423	121,423
United Kingdom	196,270	68,226	264,496
Republic of Korea	37,012	15,702	52,714
Romania	10,500	36,172	46,672
Russia	1,585	759,181	760,766
Senegal	0	13,812	13,812
Serbia	0	12,150	12,150
South Africa	0	767	767
Sweden	78,373	26	78,398
Taiwan	0	23,612	23,612
Tanzania	0	6,259	6,259
Togo	38,500	0	38,500
Trinidad and Tobago	0	100,534	100,534
Tunisia	85,438	0	85,438

Country	Loaded	Unloaded	Total
Turkey	60,046	1,481,595	1,541,641
Ukraine	0	177,940	177,940
Total	11,378,395	18,294,548	29,672,943

Classification of freight

CLASSIFICATION BY NATURE

		Domestic			Foreign			Total		
Freight		Loaded	Unloaded	Total	Loaded	Unloaded	Total	Loaded	Unloaded	Total
1-ENERGY	01-CRUDE OIL	0	0	0	0	8,066,009	8,066,009	0	8,066,009	8,066,009
	02-FUEL OIL	787,085	95,839	882,924	64,234	598,061	662,294	851,319	693,9	1,545,219
	03-DIESEL OIL	506,216	34,952	541,169	632,771	290,348	923,119	1,138,987	325,301	1,464,288
	04-GASOLINE	988,346	35,84	1,024,186	688,307	419,47	1,107,777	1,676,652	455,311	2,131,963
	06-OTHER PETROLEUM PRODUCTS	56,362	163,043	219,405	1,077,768	182,507	1,260,275	1,134,130	345,55	1,479,680
	07-PETROLEUM GASES	31,258	199,346	230,604	188,1	29,629	217,73	219,358	228,975	448,333
	12-COAL & PETROLEUM COKE	88	0	88	85,771	259,916	345,687	85,859	259,916	345,776
	35-NATURAL GAS	0	0	0	23,121	3,213,686	3,236,807	23,121	3,213,686	3,236,807
	51-BIOFUELS	374,895	244,624	619,519	778,453	709,556	1,488,009	1,153,347	954,18	2,107,528
	Total	2,744,250	773,645	3,517,895	3,538,524	13,769,183	17,307,707	6,282,774	14,542,828	20,825,602
2-IRON AND STEEL	08-IRON ORE	0	0	0	0	31,28	31,28	0	31,28	31,28
	10-OTHER ORES & METAL WASTE	20,309	84	20,392	1,058,551	1,245,436	2,303,987	1,078,859	1,245,520	2,324,379
	11-SCRAP IRON	5	5,528	5,533	0	5,304	5,304	5	10,832	10,837
	13-IRON & STEEL PRODUCTS	17,813	348	18,16	0	24,24	24,24	17,813	24,587	42,4
	36-OTHER METAL PRODUCTS	254	67	322	99,15	193	99,344	99,405	261	99,665
	Total	38,381	6,026	44,408	1,157,701	1,306,454	2,464,155	1,196,082	1,312,480	2,508,562
3-NON-METALLIC ORES	25-COMMON SALT	741	0	741	146	0	146	886	0	886
	52-OTHER NON-METALLIC ORES	111,844	162	112,006	397,801	26,882	424,683	509,645	27,044	536,689

		Domestic			Foreign			Total		
	Freight	Loaded	Unloaded	Total	Loaded	Unloaded	Total	Loaded	Unloaded	Total
	Total	112,584	162	112,746	397,947	26,882	424,829	510,531	27,044	537,576
4-FERTILISERS	14-PHOSPHATES	25	0	25	0	37,276	37,276	25	37,276	37.3
	15-POTASH	1	18,373	18,374	4,155	50,625	54,78	4,156	68,998	73,154
	16-NATURAL AND ARTIFICIAL FERTILISERS	31,339	3,356	34,695	84,506	126,687	211,193	115,845	130,043	245,888
	Total	31,365	21,728	53,093	88,661	214,589	303,25	120,026	236,317	356,343
5-CHEMICAL PRODUCTS	17-CHEMICAL PRODUCTS	540,577	10,78	551,357	1,408,108	268,317	1,676,424	1,948,684	279,097	2,227,781
	Total	540,577	10,78	551,357	1,408,108	268,317	1,676,424	1,948,684	279,097	2,227,781
6-CONSTRUCTION MATERIALS	05-ASPHALT	47,772	54,517	102,289	250,341	0	250,341	298,113	54,517	352,63
	18-CEMENT & CLINKER	83,783	1	83,783	48,854	0	48,854	132,637	1	132,637
	20-MANUFACTURED CONSTRUCTION MATERIALS	11,737	28	11,765	44	1,266	1,31	11,78	1,295	13,075
	Total	143,291	54,546	197,837	299,238	1,266	300,505	442,53	55,812	498,342
7-AGRICULTURE, LIVESTOCK & FOOD	21-CEREALS & THEIR FLOURS	15,878	74	15,952	16,981	502,761	519,742	32,859	502,835	535,694
	22-SOYA BEANS	10	0	10	0	0	0	10	0	10
	23-FRUITS, VEGETABLES & PULSES	71,746	62,606	134,352	7,037	0	7,037	78,783	62,606	141,389
	24-WINES, BEVERAGES, ALCOHOLS & DERIVATIVES	38,086	1,43	39,516	77,769	22,664	100,432	115,854	24,094	139,948

		Domestic			Foreign			Total		
	Freight	Loaded	Unloaded	Total	Loaded	Unloaded	Total	Loaded	Unloaded	Total
	27-PRESERVES	11,35	27	11,377	22,756	127	22,883	34,106	153	34,259
	28-TOBACCO, COCOA, COFFEE AND SPICES	4,387	58	4,445	25	0	25	4,412	58	4,47
	29-OILS & FATS	69,698	5,503	75,201	31,172	624,034	655,206	100,87	629,537	730,407
	30-OTHER FOOD PRODUCTS	112,606	1,108	113,713	2,062	40	2,102	114,667	1,148	115,815
	33-FROZEN & REFRIGERATED FISH	2,541	2,436	4,977	0	2,05	2,05	2,541	4,486	7,027
	37-FEED & FODDER	61,773	0	61,773	19,983	432,439	452,422	81,756	432,439	514,195
	Total	388,074	73,243	461,317	177,784	1,584,114	1,761,898	565,858	1,657,357	2,223,215
8-OTHER GOODS	19-WOOD & CORK	4,609	0	4,609	49,423	1,82	51,243	54,032	1,82	55,851
	26-PAPER & PULP	905	16	921	641	0	641	1,546	16	1,562
	31-APPLIANCES, TOOLS & SPARE PARTS	8,492	1,725	10,217	295	1,315	1,609	8,786	3,04	11,826
	34-OTHER GOODS	39,216	5,209	44,425	4,214	235	4,449	43,429	5,445	48,874
	Total	53,221	6,95	60,171	54,572	3,37	57,942	107,793	10,32	118,113
9-VEHICLES & TRANSPORT ELEMENTS	32-VEHICLES AND THEIR PARTS	8,104	3,396	11,5	81	0	81	8,185	3,396	11,581
	38-TARE OF EQUIPMENT (RO-RO)	101,761	84,93	186,691	6	0	6	101,767	84,93	186,697
	39-TARE OF CONTAINERS	60,331	78,591	138,922	33,835	6,376	40,21	94,166	84,967	179,132
	Total	170,196	166,917	337,113	33,922	6,376	40,298	204,118	173,292	377,410
Total		4,221,939	1,113,998	5,335,937	7,156,456	17,180,550	24,337,006	11,378,395	18,294,548	29,672,943

CLASSIFICATION BY NATURE AND FORMAT

A

Freight	Liquids bulk			Solids bulk			General freight containers			
	Loaded	Unloaded	Total	Loaded	Unloaded	Total	Loaded	Unloaded	Total	
1-ENERGY	01-CRUDE OIL	0	8,066,009	8,066,009	0	0	0	0	0	0
	02-FUEL OIL	851,279	693,9	1,545,178	0	0	0	40	0	40
	03-DIESEL OIL	1,138,924	325,301	1,464,225	0	0	0	62	0	62
	04-GASOLINE	1,676,652	455,311	2,131,963	0	0	0	0	0	0
	06-OTHER PETROLEUM PRODUCTS	1,133,216	344,221	1,477,437	0	0	0	862	1,302	2,164
	07-PETROLEUM GASES	219,224	228,975	448,199	0	0	0	134	0	134
	12-COAL & PETROLEUM COKE	0	0	0	85,128	259,893	345,021	730	23	753
	35-NATURAL GAS	23,121	3,213,686	3,236,807	0	0	0	0	0	0
	51-BIO-FUELS	1,125,433	954,038	2,079,470	0	0	0	27,907	142	28,05
Total	6,167,849	14,281,440	20,449,289	85,128	259,893	345,021	29,735	1,468	31,203	
2-IRON AND STEEL	08-IRON ORE	0	0	0	0	0	0	0	0	0
	10-OTHER ORES & METAL WASTE	0	0	0	1,078,355	1,238,193	2,316,548	502	7,031	7,533
	11-SCRAP IRON	0	0	0	0	5,304	5,304	0	5,528	5,528
	13-IRON & STEEL PRODUCTS	0	0	0	0	0	0	17,526	718	18,245
	36-OTHER METAL PRODUCTS	0	0	0	0	0	0	7,189	256	7,445
Total	0	0	0	1,078,355	1,243,497	2,321,851	25,217	13,534	38,751	

		Liquids bulk			Solids bulk			General freight containers		
Freight		Loaded	Unloaded	Total	Loaded	Unloaded	Total	Loaded	Unloaded	Total
3-NON-METALLIC ORES	25-COMMON SALT	0	0	0	0	0	0	868	0	868
	52-OTHER NON-METALLIC ORES	0	0	0	507,525	26,882	534,407	1,541	162	1,703
Total		0	0	0	507,525	26,882	534,407	2,409	162	2,571
4-FERTILISERS	14-PHOSPHATES	0	0	0	0	37,276	37,276	25	0	25
	15-POTASH	0	0	0	4,155	68,998	73,153	1	0	1
	16-NATURAL AND ARTIFICIAL FERTILISERS	0	37,421	37,421	81,215	89,768	170,983	711	2,742	3,452
Total		0	37,421	37,421	85,37	196,042	281,412	736	2,742	3,478
5-CHEMICAL PRODUCTS	17-CHEMICAL PRODUCTS	1,742,847	180,935	1,923,782	154,789	95,721	250,51	43,498	2,279	45,776
Total		1,742,847	180,935	1,923,782	154,789	95,721	250,51	43,498	2,279	45,776
6-CONSTRUCTION MATERIALS	05-ASPHALT	297,983	54,496	352,479	0	0	0	130	21	151
	18-CEMENT & CLINKER	0	0	0	122,559	0	122,559	10,078	1	10,079
	20-MANUFACTURED CONSTRUCTION MATERIALS	0	0	0	0	0	0	10,669	104	10,773
Total		297,983	54,496	352,479	122,559	0	122,559	20,876	126	21,002
7-AGRICULTURE, LIVESTOCK & FOOD	21-CEREALS & THEIR FLOURS	0	0	0	9,123	502,622	511,745	23,352	214	23,566
	22-SOYA BEANS	0	0	0	0	0	0	0	0	0
	23-FRUITS, VEGETABLES & PULSES	0	0	0	0	0	0	21,37	20	21,389

		Liquids bulk			Solids bulk			General freight containers		
Freight		Loaded	Unloaded	Total	Loaded	Unloaded	Total	Loaded	Unloaded	Total
	24-WINES, BEVERAGES, ALCOHOLS & DERIVATIVES	0	0	0	0	0	0	113,983	1,453	115,436
	27-PRESERVES	0	0	0	0	0	0	26,099	149	26,249
	28-TOBACCO, COCOA, COFFEE AND SPICES	0	0	0	0	0	0	2,078	22	2,1
	29-OILS & FATS	93,835	629,4	723,235	0	0	0	6,253	137	6,391
	30-OTHER FOOD PRODUCTS	0	0	0	0	0	0	29,57	55	29,625
	33-FROZEN & REFRIGERATED FISH	0	0	0	0	0	0	71	372	444
	37-FEED & FODDER	0	0	0	41,092	432,439	473,53	40,46	0	40,46
	Total	93,835	629,4	723,235	50,215	935,06	985,275	263,236	2,423	265,659
8-OTHER GOODS	19-WOOD & CORK	0	0	0	45,799	0	45,799	572	1,794	2,366
	26-PAPER & PULP	0	0	0	0	0	0	1,491	0	1,491
	31-APPLIANCES, TOOLS & SPARE PARTS	0	0	0	0	0	0	6,375	1,114	7,489
	34-OTHER GOODS	0	0	0	0	0	0	37,01	3,601	40,7
	Total	0	0	0	45,799	0	45,799	45,448	6,598	52,046
9-VEHICLES & TRANSPORT ELEMENTS										
	32-CARS AND THEIR PARTS	0	0	0	0	0	0	2,068	7	2,075

Freight	Liquids bulk			Solids bulk			General freight containers		
	Loaded	Unloaded	Total	Loaded	Unloaded	Total	Loaded	Unloaded	Total
38-TARE OF EQUIPMENT (RO-RO)	0	0	0	0	0	0	0	0	0
39-TARE OF CONTAINERS	0	0	0	0	0	0	94,166	84,967	179,132
Total	0	0	0	0	0	0	96,234	84,973	181,207
Total	8,302,516	15,183,691	23,486,206	2,129,739	2,757,094	4,886,834	527,390	114,304	641,694

B

Freight	Liquids bulk			Solids bulk			General freight containers		
	Loaded	Unloaded	Total	Loaded	Unloaded	Total	Loaded	Unloaded	Total
01-CRUDE OIL	0	0	0	0	0	0	0	8,066,009	8,066,009
02-FUEL OIL	0	0	0	40	0	40	851,319	693,9	1,545,219
03-DIESEL OIL	0	0	0	62	0	62	1,138,987	325,301	1,464,288
04-GASOLINE	0	0	0	0	0	0	1,676,652	455,311	2,131,963
06-OTHER PETROLEUM PRODUCTS	52	27	79	914	1,329	2,243	1,134,130	345,55	1,479,680
07-PETROLEUM GASES	0	0	0	134	0	134	219,358	228,975	448,333
12-COAL & PETROLEUM COKE	2	0	2	731	23	754	85,859	259,916	345,776
1-ENERGY									

		Liquids bulk			Solids bulk			General freight containers		
Freight		Loaded	Unloaded	Total	Loaded	Unloaded	Total	Loaded	Unloaded	Total
	35-NATURAL GAS	0	0	0	0	0	0	23,121	3,213,686	3,236,807
	51-BIOFUELS	7	0	8	27,915	143	28,057	1,153,347	954,18	2,107,528
	Total	61	28	89	29,796	1,495	31,292	6,282,774	14,542,828	20,825,602
2-IRON AND STEEL	08-IRON ORE	0	31,28	31,28	0	31,28	31,28	0	31,28	31,28
	10-OTHER ORES & METAL WASTE	3	296	298	504	7,327	7,832	1,078,859	1,245,520	2,324,379
	11-SCRAP IRON	5	0	5	5	5,528	5,533	5	10,832	10,837
	13-IRON & STEEL PRODUCTS	287	23,869	24,156	17,813	24,587	42,4	17,813	24,587	42,4
	36-OTHER METAL PRODUCTS	92,215	5	92,22	99,405	261	99,665	99,405	261	99,665
	Total	92,51	55,45	147,96	117,727	68,983	186,711	1,196,082	1,312,480	2,508,562
3-NON-METALLIC ORES	25-COMMON SALT	18	0	18	886	0	886	886	0	886
	52-OTHER NON-METALLIC ORES	579	0	579	2,12	162	2,282	509,645	27,044	536,689
	Total	597	0	597	3,006	162	3,169	510,531	27,044	537,576
4-FERTILISERS	14-PHOSPHATES	0	0	0	25	0	25	25	37,276	37,3
	15-POTASH	0	0	0	1	0	1	4,156	68,998	73,154
	16-NATURAL AND ARTIFICIAL FERTILISERS	33,919	113	34,033	34,63	2,855	37,485	115,845	130,043	245,888
	Total	33,919	113	34,033	34,656	2,855	37,51	120,026	236,317	356,343
5-CHEMICAL PRODUCTS	17-CHEMICAL PRODUCTS	7,55	163	7,712	51,047	2,441	53,489	1,948,684	279,097	2,227,781

		Liquids bulk			Solids bulk			General freight containers		
Freight		Loaded	Unloaded	Total	Loaded	Unloaded	Total	Loaded	Unloaded	Total
Total		7,55	163	7,712	51,047	2,441	53,489	1,948,684	279,097	2,227,781
6-CONSTRUCTION MATERIALS	05-ASPHALT	0	0	0	130	21	151	298,113	54,517	352,63
	18-CEMENT & CLINKER	0	0	0	10,078	1	10,079	132,637	1	132,637
	20-MANUFACTURED CONSTRUCTION MATERIALS	1,111	1,191	2,302	11,78	1,295	13,075	11,78	1,295	13,075
Total		1,111	1,191	2,302	21,988	1,316	23,304	442,53	55,812	498,342
7-AGRICULTURE, LIVESTOCK & FOOD	21-CEREALS & THEIR FLOURS	384	0	384	23,736	214	23,95	32,859	502,835	535,694
	22-SOYA BEANS	10	0	10	10	0	10	10	0	10
	23-FRUITS, VEGETABLES & PULSES	57,413	62,586	120	78,783	62,606	141,389	78,783	62,606	141,389
	24-WINES, BEVERAGES, ALCOHOLS & DERIVATIVES	1,871	22,641	24,512	115,854	24,094	139,948	115,854	24,094	139,948
	27-PRESERVES	8,007	4	8,011	34,106	153	34,259	34,106	153	34,259
	28-TOBACCO, COCOA, COFFEE AND SPICES	2,334	36	2,37	4,412	58	4,47	4,412	58	4,47
	29-OILS & FATS	781	0	781	7,035	137	7,172	100,87	629,537	730,407
	30-OTHER FOOD PRODUCTS	85,098	1,092	86,19	114,667	1,148	115,815	114,667	1,148	115,815
	33-FROZEN & REFRIGERATED FISH	2,469	4,114	6,584	2,541	4,486	7,027	2,541	4,486	7,027
	37-FEED & FODDER	204	0	204	40,664	0	40,664	81,756	432,439	514,195
Total		158,572	90,473	249,045	421,808	92,897	514,705	565,858	1,657,357	2,223,215

		Liquids bulk			Solids bulk			General freight containers		
Freight		Loaded	Unloaded	Total	Loaded	Unloaded	Total	Loaded	Unloaded	Total
8-OTHER GOODS	19-WOOD & CORK	7,661	26	7,687	8,233	1,82	10,052	54,032	1,82	55,851
	26-PAPER & PULP	55	16	70	1,546	16	1,562	1,546	16	1,562
	31-APPLIANCES, TOOLS & SPARE PARTS	2,411	1,926	4,337	8,786	3,04	11,826	8,786	3,04	11,826
	34-OTHER GOODS	6,42	1,754	8,174	43,429	5,445	48,874	43,429	5,445	48,874
	Total	16,546	3,722	20,268	61,994	10,320	72,314	107,793	10,320	118,113
9-VEHICLES & TRANSPORT ELEMENTS	32-CARS AND THEIR PARTS	6,117	3,389	9,506	8,185	3,396	11,581	8,185	3,396	11,581
	38-TARE OF EQUIPMENT (RO-RO)	101,767	84,93	186,697	101,767	84,93	186,697	101,767	84,93	186,697
	39-TARE OF CONTAINERS	0	0	0	94,166	84,967	179,132	94,166	84,967	179,132
	Total	107,884	88,319	196,203	204,118	173,292	377,410	204,118	173,292	377,410
Total		418,750	239,459	658,209	946,14	353,762	1,299,903	11,378,395	18,294,548	29,672,943

CLASSIFICATION OF FREIGHT IN TRANSIT BY NATURE

		Liquids bulk			Solids bulk			General freight containers		
Freight		Loaded	Unloaded	Total	Loaded	Unloaded	Total	Loaded	Unloaded	Total
1-POWER PRODUCTS	01-CRUDE OIL	0	0	0	0	0	0	0	0	0
	02-FUEL OIL	0	0	0	0	0	0	0	0	0
	03-DIESEL OIL	0	0	0	3,999	72,976	76,976	3,999	72,976	76,976
	04-GASOLINE	0	0	0	397,349	404,31	801,66	397,349	404,31	801,66
	06-OTHER PETROLEUM PRODUCTS	0	0	0	6,961	13,691	20,652	6,961	13,691	20,652

	Freight	Liquids bulk			Solids bulk			General freight containers		
		Loaded	Unloaded	Total	Loaded	Unloaded	Total	Loaded	Unloaded	Total
	07-ENERGETIC PETROLEUM GASES	0	0	0	0	0	0	0	0	0
	12-STEAM COAL & PETROLEUM COKE	0	0	0	22,683	35	57,683	22,683	35	57,683
	35-NATURAL GAS AND OTHER GASES	0	0	0	0	0	0	0	0	0
	51-BIOFUEL	286,568	213,537	500,105	635,86	682,97	1,318,830	922,428	896,507	1,818,935
	Total	286,568	213,537	500,105	1,066,852	1,208,948	2,275,800	1,353,420	1,422,485	2,775,905
2-SIDE-RURGICAL & METALLURGIC PRODUCTS	08-IRON ORE	0	0	0	0	0	0	0	0	0
	10-OTHER MINERAL PRODUCTS	0	0	0	54,511	66,237	120,748	54,511	66,237	120,748
	11-SCRAP IRON	0	0	0	0	0	0	0	0	0
	13-IRON PRODUCTS	0	0	0	0	0	0	0	0	0
	36-OTHER METALLURGIC PRODUCTS	0	0	0	0	0	0	0	0	0
	Total	0	0	0	54,511	66,237	120,748	54,511	66,237	120,748
3-NON-METALLIC ORES	25-COMMON SALT	0	0	0	0	0	0	0	0	0
	52-OTHER NON-METALLIC ORES	0	0	0	0	0	0	0	0	0
	Total	0	0	0	0	0	0	0	0	0
4-FERTILISERS	14-PHOSPHATES	0	0	0	0	0	0	0	0	0
	15-POTASH	0	0	0	0	0	0	0	0	0
	16-NATURAL AND ARTIFICIAL FERTILISERS	0	0	0	0	0	0	0	0	0

		Liquids bulk			Solids bulk			General freight containers		
Freight		Loaded	Unloaded	Total	Loaded	Unloaded	Total	Loaded	Unloaded	Total
	Total	0	0	0	0	0	0	0	0	0
5-CHEMICAL PRODUCTS	17-CHEMICAL PRODUCTS	0	0	0	0	0	0	0	0	0
	Total	0	0	0	0	0	0	0	0	0
6-CONSTRUCTION MATERIALS	05-ASPHALT	0	0	0	0	0	0	0	0	0
	18-CEMENT & CLINKER	0	0	0	0	0	0	0	0	0
	20-MANUFACTURED CONSTRUCTION MATERIALS	0	0	0	0	0	0	0	0	0
	Total	0	0	0	0	0	0	0	0	0
7-AGRICULTURE, LIVESTOCK & FOOD	21-CEREALS & THEIR FLOURS	0	0	0	0	0	0	0	0	0
	22-SOYA BEANS	0	0	0	0	0	0	0	0	0
	23-FRUITS, VEGETABLES & PULSES	0	0	0	0	0	0	0	0	0
	24-WINES, BEVERAGES, ALCOHOLS & DERIVATIVES	0	0	0	0	0	0	0	0	0
	27-PRESERVES	0	0	0	0	0	0	0	0	0
	28-TOBACCO, COCOA, COFFEE AND SPICES	0	0	0	0	0	0	0	0	0
	29-OILS & FATS	6,994	0	6,994	12,037	18,386	30,422	19,031	18,386	37,416
	30-OTHER FOOD PRODUCTS	0	0	0	0	0	0	0	0	0
	33-FROZEN & REFRIGERATED FISH	0	0	0	0	0	0	0	0	0
37-FEED & FODDER	0	0	0	0	0	0	0	0	0	
	Total	6,994	0	6,994	12,037	18,386	30,422	19,031	18,386	37,416

		Liquids bulk			Solids bulk			General freight containers		
	Freight	Loaded	Unloaded	Total	Loaded	Unloaded	Total	Loaded	Unloaded	Total
8-OTHER GOODS	19-WOOD & CORK	0	0	0	0	0	0	0	0	0
	26-PAPER & PULP	0	0	0	0	0	0	0	0	0
	31-MACHINERY, TOOLS AND SPARES	0	0	0	0	0	0	0	0	0
	34-OTHER GOODS	0	0	0	0	0	0	0	0	0
	Total	0	0	0	0	0	0	0	0	0
9-VEHICLES & TRANSPORT ELEMENTS	32-CARS AND THEIR PARTS	0	0	0	0	0	0	0	0	0
	38-RO-RO TRAFFIC TARE WEIGHTS	0	3	3	0	0	0	0	3	3
	39-CONTAINERS TARE	0	0	0	0	0	0	0	0	0
	Total	0	3	3	0	0	0	0	3	3
Total		293,562	213,540	507,102	1,133,400	1,293,571	2,426,971	1,426,962	1,507,111	2,934,073

CLASSIFICATION OF FREIGHT IN TRANSIT BY NATURE AND FORMAT

A

		Liquids bulk			Solids bulk			General freight containers		
	Freight	Loaded	Unloaded	Total	Loaded	Unloaded	Total	Loaded	Unloaded	Total
1-ENERGY	01-CRUDE OIL	0	0	0	0	0	0	0	0	0
	02-FUEL OIL	0	0	0	0	0	0	0	0	0
	03-DIESEL OIL	3,999	72,976	76,976	0	0	0	0	0	0
	04-GASOLINE	397,349	404,31	801,66	0	0	0	0	0	0
	06-OTHER PETROLEUM PRODUCTS	6,961	13,691	20,652	0	0	0	0	0	0

		Liquids bulk			Solids bulk			General freight containers		
Freight		Loaded	Unloaded	Total	Loaded	Unloaded	Total	Loaded	Unloaded	Total
	07-PETRO- LEUM GASES	0	0	0	0	0	0	0	0	0
	12-COAL & PETROLEUM COKE	0	0	0	22,683	35	57,683	0	0	0
	35-NATU- RAL GAS	0	0	0	0	0	0	0	0	0
	51-BIOFUELS	922,428	896,507	1,818,935	0	0	0	0	0	0
	Total	1,330,737	1,387,485	2,718,223	22,683	35	57,683	0	0	0
2-IRON AND STEEL	08-IRON ORE	0	0	0	0	0	0	0	0	0
	10-OTHER ORES & ME- TAL WASTE	0	0	0	54,511	66,237	120,748	0	0	0
	11-SCRAP IRON	0	0	0	0	0	0	0	0	0
	13-IRON & STE- EL PRODUCTS	0	0	0	0	0	0	0	0	0
	36-OTHER ME- TAL PRODUCTS	0	0	0	0	0	0	0	0	0
	Total	0	0	0	54,511	66,237	120,748	0	0	0
3-NON-ME- TALLIC ORES	25-COM- MON SALT	0	0	0	0	0	0	0	0	0
	52-OTHER NON-META- LLIC ORES	0	0	0	0	0	0	0	0	0
	Total	0	0	0	0	0	0	0	0	0
4-FERTI- LISERS	14-PHOS- PHATES	0	0	0	0	0	0	0	0	0
	15-POTASH	0	0	0	0	0	0	0	0	0
	16-NATURAL AND ARTIFICIAL FERTILISERS	0	0	0	0	0	0	0	0	0
	Total	0	0	0	0	0	0	0	0	0
5-CHEMI- CAL PRO- DUCTS	17-CHEMICAL PRODUCTS	0	0	0	0	0	0	0	0	0

		Liquids bulk			Solids bulk			General freight containers		
Freight		Loaded	Unloaded	Total	Loaded	Unloaded	Total	Loaded	Unloaded	Total
	Total	0	0	0	0	0	0	0	0	0
6-CONSTRUCTION MATERIALS	05-ASPHALT	0	0	0	0	0	0	0	0	0
	18-CEMENT & CLINKER	0	0	0	0	0	0	0	0	0
	20-MANUFACTURED CONSTRUCTION MATERIALS	0	0	0	0	0	0	0	0	0
	Total	0	0	0	0	0	0	0	0	0
7-AGRICULTURE, LIVESTOCK & FOOD	21-CEREALS & THEIR FLOURS	0	0	0	0	0	0	0	0	0
	22-SOYA BEANS	0	0	0	0	0	0	0	0	0
	23-FRUITS, VEGETABLES & PULSES	0	0	0	0	0	0	0	0	0
	24-WINES, BEVERAGES, ALCOHOLS & DERIVATIVES	0	0	0	0	0	0	0	0	0
	27-PRESERVES	0	0	0	0	0	0	0	0	0
	28-TOBACCO, COCOA, COFFEE AND SPICES	0	0	0	0	0	0	0	0	0
	29-OILS & FATS	19,031	18,386	37,416	0	0	0	0	0	0
	30-OTHER FOOD PRODUCTS	0	0	0	0	0	0	0	0	0
	33-FROZEN & REFRIGERATED FISH	0	0	0	0	0	0	0	0	0
37-FEED & FODDER	0	0	0	0	0	0	0	0	0	
	Total	19,031	18,386	37,416	0	0	0	0	0	0

		Liquids bulk			Solids bulk			General freight containers		
Freight		Loaded	Unloaded	Total	Loaded	Unloaded	Total	Loaded	Unloaded	Total
8-OTHER GOODS	19-WOOD & CORK	0	0	0	0	0	0	0	0	0
	26-PAPER & PULP	0	0	0	0	0	0	0	0	0
	31-APPLIANCES, TOOLS & SPARE PARTS	0	0	0	0	0	0	0	0	0
	34-OTHER GOODS	0	0	0	0	0	0	0	0	0
Total		0	0	0	0	0	0	0	0	0
9-VEHICLES & TRANSPORT ELEMENTS	32-CARS AND THEIR PARTS	0	0	0	0	0	0	0	0	0
	38-TARE OF EQUIPMENT (RO-RO)	0	0	0	0	0	0	0	0	0
	39-TARE OF CONTAINERS	0	0	0	0	0	0	0	0	0
	Total	0	0	0	0	0	0	0	0	0
Total		1,349,768	1,405,871	2,755,639	77,194	101,237	178,431	0	0	0

B

		Liquids bulk			Solids bulk			General freight containers		
Freight		Loaded	Unloaded	Total	Loaded	Unloaded	Total	Loaded	Unloaded	Total
1-ENERGY	01-CRUDE OIL	0	0	0	0	0	0	0	0	0
	02-FUEL OIL	0	0	0	0	0	0	0	0	0
	03-DIESEL OIL	0	0	0	0	0	0	3,999	72,976	76,976
	04-GASOLINE	0	0	0	0	0	0	397,349	404,31	801,66
	06-OTHER PETROLEUM PRODUCTS	0	0	0	0	0	0	6,961	13,691	20,652
	07-PETROLEUM GASES	0	0	0	0	0	0	0	0	0

	Freight	Liquids bulk			Solids bulk			General freight containers		
		Loaded	Unloaded	Total	Loaded	Unloaded	Total	Loaded	Unloaded	Total
	12-COAL & PE-TROLEUM COKE	0	0	0	0	0	0	22,683	35	57,683
	35-NATURAL GAS	0	0	0	0	0	0	0	0	0
	51-BIOFUELS	0	0	0	0	0	0	922,428	896,507	1,818,935
	Total	0	0	0	0	0	0	1,353,420	1,422,485	2,775,905
2-IRON AND STEEL	08-IRON ORE	0	0	0	0	0	0	0	0	0
	10-OTHER ORES & METAL WASTE	0	0	0	0	0	0	54,511	66,237	120,748
	11-SCRAP IRON	0	0	0	0	0	0	0	0	0
	13-IRON & STEEL PRODUCTS	0	0	0	0	0	0	0	0	0
	36-OTHER METAL PRODUCTS	0	0	0	0	0	0	0	0	0
	Total	0	0	0	0	0	0	54,511	66,237	120,748
3-NON-METALLIC ORES	25-COMMON SALT	0	0	0	0	0	0	0	0	0
	52-OTHER NON-METALLIC ORES	0	0	0	0	0	0	0	0	0
	Total	0	0	0	0	0	0	0	0	0
4-FERTILISERS	14-PHOSPHATES	0	0	0	0	0	0	0	0	0
	15-POTASH	0	0	0	0	0	0	0	0	0
	16-NATURAL AND ARTIFICIAL FERTILISERS	0	0	0	0	0	0	0	0	0
	Total	0	0	0	0	0	0	0	0	0
5-CHEMICAL PRODUCTS	17-CHEMICAL PRODUCTS	0	0	0	0	0	0	0	0	0
	Total	0	0	0	0	0	0	0	0	0

	Freight	Liquids bulk			Solids bulk			General freight containers		
		Loaded	Unloaded	Total	Loaded	Unloaded	Total	Loaded	Unloaded	Total
6-CONSTRUCTION MATERIALS	05-ASPHALT	0	0	0	0	0	0	0	0	0
	18-CEMENT & CLINKER	0	0	0	0	0	0	0	0	0
	20-MANUFACTURED CONSTRUCTION MATERIALS	0	0	0	0	0	0	0	0	0
	Total	0	0	0	0	0	0	0	0	0
7-AGRICULTURE, LIVESTOCK & FOOD	21-CEREALS & THEIR FLOURS	0	0	0	0	0	0	0	0	0
	22-SOYA BEANS	0	0	0	0	0	0	0	0	0
	23-FRUITS, VEGETABLES & PULSES	0	0	0	0	0	0	0	0	0
	24-WINES, BEVERAGES, ALCOHOLS & DERIVATIVES	0	0	0	0	0	0	0	0	0
	27-PRESERVES	0	0	0	0	0	0	0	0	0
	28-TOBACCO, COCOA, COFFEE AND SPICES	0	0	0	0	0	0	0	0	0
	29-OILS & FATS	0	0	0	0	0	0	19,031	18,386	37,416
	30-OTHER FOOD PRODUCTS	0	0	0	0	0	0	0	0	0
	33-FROZEN & REFRIGERATED FISH	0	0	0	0	0	0	0	0	0
37-FEED & FODDER	0	0	0	0	0	0	0	0	0	
Total	0	0	0	0	0	0	19,031	18,386	37,416	
8-OTHER GOODS	19-WOOD & CORK	0	0	0	0	0	0	0	0	0
	26-PAPER & PULP	0	0	0	0	0	0	0	0	0
	31-APPLIANCES, TOOLS & SPARE PARTS	0	0	0	0	0	0	0	0	0
	34-OTHER GOODS	0	0	0	0	0	0	0	0	0

Freight	Liquids bulk			Solids bulk			General freight containers		
	Loaded	Unloaded	Total	Loaded	Unloaded	Total	Loaded	Unloaded	Total
Total	0	0	0	0	0	0	0	0	0
9-VEHICLES & TRANSPORT ELEMENTS	32-CARS AND THEIR PARTS	0	0	0	0	0	0	0	0
	38-TARE OF EQUIPMENT (RO-RO)	0	3	3	0	3	3	0	3
	39-TARE OF CONTAINERS	0	0	0	0	0	0	0	0
Total	0	3	3	0	3	3	0	3	3
Total	0	3	3	0	3	3	1,426,962	1,507,111	2,934,073

Roll-on / roll-off traffic

SUMMARY OF TRAFFIC

		Domestic	Foreign	Total
Loaded	By containers	40,915	0	40,915
	By other means	278,897	20,095	298,992
	Total	319,812	20,095	339,907
Unloaded	By containers	12,052	0	12,052
	By other means	157,124	0	157,124
	Total	169,176	0	169,176

		Domestic	Foreign	Total
Loaded and Unloaded	By containers	52,968	0	52,968
	By other means	436,021	20,095	456,116
	Total	488,989	20,095	509,083

MULTI-MODAL ROLL-ON/ROLL-OFF TRANSPORT UNITS

Tipo	Domestic			Foreign			Total		
	Loaded	Unloaded	Total	Loaded	Unloaded	Total	Loaded	Unloaded	Total
ACCOMPANIED	227	185	412	1	0	1	228	185	413
Articulated lorry	0	0	0	0	0	0	0	0	0
Rigid lorry	225	184	409	0	0	0	225	184	409
Road train	2	1	3	1	0	1	3	1	4
UNACCOMPANIED	13,120	10,390	23,510	0	0	0	13,120	10,390	23,510
Trailer, semi-trailer and platform (suitable for land transport)	13,120	10,390	23,510	0	0	0	13,120	10,390	23,510
OTHERS	163	84	247	0	0	0	163	84	247
Cab unit	52	39	91	0	0	0	52	39	91
Van	111	45	156	0	0	0	111	45	156
Roll trailer and other equipment (not suitable for land transport)	0	0	0	0	0	0	0	0	0
Total	13,510	10,659	24,169	1	0	1	13,511	10,659	24,170

VEHICLE UNITS BY FREIGHT TYPE

Type	Domestic			Foreign			Total		
	Loaded	Unloaded	Total	Loaded	Unloaded	Total	Loaded	Unloaded	Total
Coaches/buses	13	5	18	0	0	0	13	5	18
Passanger cars	1,526	870	2,396	0	0	0	1,526	870	2,396
Lorries	396	128	524	0	0	0	396	128	524
Special vehicles	115	152	267	0	0	0	115	152	267
Motorcycles	1,204	132	1,336	0	0	0	1,204	132	1,336
Total	3,254	1,287	4,541	0	0	0	3,254	1,287	4,541

Internal traffic

Goods	Loaded	Unloaded	Total
Acyclic alcohols and their derivatives	0	0	0
Udenatured Ethyl Alcohol	0	0	0
Ketones and quinones	0	0	0
Non-calcined Petroleum coke	0	0	0
Butane and propane	0	0	0
Liquid bulks			
Oils and other products from distillation	5,495	5,485	10,981
Soya oil and its fractions, bulk	0	0	0
Sunflower, safflower and cottonseed oils	0	0	0
Palm oil and its fractions, bulk	0	0	0
Sulphuric acid, oleum	10,000	10,002	20,001

Goods	Loaded	Unloaded	Total	
Liquid bulks	Crude petroleum oil	0	0	0
	Petroleum gas and other hydrocarbons	0	0	0
	Gasoline and refined petroleum	0	0	0
	Diesel	0	0	0
	Biofuel	0	0	0
	Urea	0	0	0
	Greases and vegetable oil	0	0	0
	Mineral or chemical nitrogen fertilisers	0	0	0
	Diphosphorus pentaoxide, phosphoric acid	0	0	0
	Other general goods	0	0	0
	Other Bulk liquids	0	0	0
	Phenols, phenol-alcohols	0	0	0
	Cyclic hydrocarbons	0	0	0
	Sodium hydroxide (caustic soda)	0	0	0
	Naphthas	0	0	0
	Anhydrous ammonia or in aqueous solution	0	0	0
	Fuel	0	17,098	17,098
	Ethers, ether-alcohols, ether-phenols	0	0	0
	Biodiesel and its mixtures	20,373	20,910	41,283
	Biodiésel y sus mezclas	20.373	20.910	41.283
TOTAL	35.868	53.495	89.363	

Mercancías	Embarcados	Desembarcados	Total	
Dry bulks without special installation	Salt (including table and denatures salt)	0	0	0
	Vegetable materials, waste, residues	0	0	0
	Corn	0	0	0
	Barley	0	0	0
	Hydraulic cements, in bulk	0	0	0
	Press cakes and other solid waste	0	0	0
	Non-calcined petroleum coke	0	0	0
	Iron ore concentrates	0	0	0
	Carbonates, peroxocarbonates	0	0	0
	Urea	0	0	0
	Other slags and ashes	0	0	0
	Waste and scrap	0	0	0
	Coal, briquettes, ovoids, fuel	0	0	0
	Wheat and meslin seed	0	0	0
	Mineral or chemical nitrogen fertilisers	0	0	0
	Mineral or chemical fertilisers	0	0	0
	Other bulk solids	0	0	0
	Copper ores and their concentrates	0	0	0
Zinc ores and other concentrates	0	0	0	
Titanium ores and their concentrates	0	0	0	

Mercancías	Embarcados	Desembarcados	Total	
Dry bulks without special installation	Sulphates, alums, peroxosulphates	0	0	0
	Ammonium sulphate	0	0	0
	Wood, sawdust, waste and scraps of wood	0	0	0
	Potassium chloride	0	0	0
Total	0	0	0	
General cargo	Tares of trailers and semi-trailers	0	0	0
	Particle boards and similar	0	0	0
	Tares of containers and tanks	0	0	0
	Tares of motor vehicles	0	0	0
	Nitrates, except strontium	0	0	0
	Salt (including table and denatured salt)	0	0	0
	Fruit juices or other fruits	0	0	0
	Bananas, including plantains	0	0	0
	Acyclic alcohols and their derivatives	0	0	0
	Apricots	0	0	0
	Vegetable materials, waste, residues	0	0	0
	Raw coniferous wood	0	0	0
	Raw eucalyptus wood	0	0	0
	Fresh apples	0	0	0
Corn	0	0	0	

Mercancías	Embarcados	Desembarcados	Total	
General cargo	Fruit, nuts and other plant parts	0	0	0
	Malt beer, packaged	0	0	0
	Onions, shallots, garlic, leeks	0	0	0
	Barley	0	0	0
	Hydraulic cements, in bulk	0	0	0
	Ketones and quinones	0	0	0
	Prepared or preserved tomatoes	0	0	0
	Fresh and refrigerated tomatoes	0	0	0
	Press cakes and other solid waste	0	0	0
	Passenger cars and other vehicles	0	0	0
	Non-calcinated petroleum coke	0	0	0
	Refined copper and copper alloys	0	0	0
	Empty containers and tanks	0	0	0
	Food preparations not previously listed	0	0	0
	Flat-rolled iron products	0	0	0
	Oils and other products from distillation	0	0	0
	Soya oil and its fractions, bulk	0	0	0
	Sunflower, safflower and cottonseed oils	0	0	0
	Sulfuric acid, óleum	0	0	0
	Petroleum oils	0	0	0

Mercancías	Embarcados	Desembarcados	Total	
General cargo	Carbonates, peroxocarbonates	0	0	0
	Petroleum gas and other hydrocarbons	0	0	0
	Diesel	0	0	0
	Urea	0	0	0
	Passage	0	0	0
	Other prepared or preserved vegetables	0	0	0
	Other vegetables including wild	0	0	0
	Waste and scrap	0	0	0
	Bird's eggs, not in shell	0	0	0
	Coal, briquettes, ovoids, fuel	0	0	0
	Wheat and meslin seed	0	0	0
	Melons, watermelons and papayas, fresh	0	0	0
	Asphalt-based bituminous mixtures	0	0	0
	Fresh or dried citrus fruits	0	0	0
	Mineral or chemical nitrogen fertilisers	0	0	0
	Mineral or chemical fertilisers	0	0	0
	Iron and non-alloy steel sections	0	0	0
	Diphosphorus pentaoxide, phosphoric acid	0	0	0
	Trailers, semi-trailers and platforms	0	0	0
Other general freight	0	0	0	

Mercancías	Embarcados	Desembarcados	Total
Other bulk solids	0	0	0
Other bulk liquids	0	0	0
Cyclic hydrocarbons	0	0	0
Sodium hydroxide (caustic soda)	0	0	0
Copper ores and their concentrates	0	0	0
Titanium ores and their concentrates	0	0	0
Sulphates, alums, peroxosulphates	0	0	0
Wood, sawdust, waste and scraps of wood	0	0	0
Naphthas	0	0	0
Crustaceans, including shelled, live	0	0	0
Anhydrous ammonia or in aqueous solution	0	0	0
Empty vehicles and cars	0	0	0
Fuel	0	0	0
Ethers, ether-alcohols, ether-phenols	0	0	0
Biodiesel and its mixtures	0	0	0
TOTAL	0	0	0
TOTAL	35,868	53,495	89,363

Provisions

Concepts	Tonnes
Liquid Fuels	135,613
Water	21,139
Ice	0.00
Provisions	0.00
Others	0.00
Total	156,752

Fish caught

TYPES	WEIGHT (kg)	FIRST SALE VALUE (euros)
MOLLUSKS	73,416.25	512,299.79
CRUSTACEANS	32,489.70	348,025.26
FISHS	56,046.35	206,888.41
Total	161,952.30	1,067,213.46

Container traffic

20- foot containers

		Domestic		Foreign		Total	
		Number	Tonnes	Number	Tonnes	Number	Tonnes
Loaded	With cargo	3,685	82,753	833	20,759	4,518	103,512
	Empty	82	205	4	17	86	222
	Total	3,767	82,958	837	20,776	4,604	103,734

		Domestic		Foreign		Total	
		Number	Tonnes	Number	Tonnes	Number	Tonnes
Unloaded	With cargo	105	2,079	393	9,390	498	11,469
	Empty	4,084	8,694	103	223	4,187	8,917
	Total	4,189	10,773	496	9,613	4,685	20,386
Total		7,956	93,731	1,333	30,389	9,289	124,120

Containers over 20 feet

		Domestic		Foreign		Total	
		Number	Tonnes	Number	Tonnes	Number	Tonnes
Loaded	With cargo	12,429	246,413	6,974	177,235	19,403	423,647
	Empty	0	0	2	8	2	8
	Total	12,429	246,413	6,976	177,243	19,405	423,4655
Unloaded	Loaded	1,113	18,367	243	6,386	1,356	24,753
	Empty	14,461	64,939	911	4,227	15,372	69,165
	Total	15,574	83,306	1,154	10,612	16,728	93,918
Total		28,003	329,718	8,130	187,855	36,133	517,574

Total containers of 20 feet or more

		Domestic		Foreign		Total	
		Domestic	Foreign	Total	Toneladas	Número	Toneladas
Loaded	With cargo	16,114	329,166	7,807	197,994	23,921	527,160
	Empty	82	205	6	25	88	230
	Total	16,196	329,371	7,813	198,019	24,009	527,390

		Domestic		Foreign		Total	
		Domestic	Foreign	Total	Toneladas	Número	Toneladas
Unloaded	With cargo	1,218	20,446	636	15,776	1,854	36,222
	Empty	18,545	73,632	1,014	4,450	19,559	78,082
	Total	19,763	94,078	1,650	20,226	21,413	114,304
Total		35,959	423,449	9,463	218,245	45,422	641,694

Containers of 20 feet or more in transit

		Domestic		Foreign		Total	
		Number	Tonnes	Number	Tonnes	Number	Tonnes
Loaded	With cargo	0	0	0	0	0	0
	Empty	0	0	0	0	0	0
	Total	0	0	0	0	0	0
Unloaded	With cargo	0	0	0	0	0	0
	Empty	0	0	0	0	0	0
	Total	0	0	0	0	0	0
Total		0	0	0	0	0	0

Total 20-foot equivalent unit (TEUS) containers

		Domestic		Foreign		Total	
		TEUs	Tonnes	TEUs	Tonnes	TEUs	Tonnes
Loaded	With cargo	29,437	329,166	15,111	197,994	44,548	527,160
	Empty	82	205	8	25	90	230
	Total	29,519	329,371	15,119	198,019	44,638	527,390

		Domestic		Foreign		Total	
		TEUs	Tonnes	TEUs	Tonnes	TEUs	Tonnes
Unloaded	With cargo	2,369	20,446	888	15,776	3,257	36,222
	Empty	33,975	73,632	1,932	4,450	35,907	78,082
	Total	36,344	94,078	2,820	20,226	39,164	114,304
Total		65,863	423,449	17,939	218,245	83,802	641,694

20-foot equivalent unit (TEUS) containers in transit

		Domestic		Foreign		Total	
		Number	Tonnes	Number	Tonnes	Number	Tonnes
Loaded	With cargo	0	0	0	0	0	0
	Empty	0	0	0	0	0	0
	Total	0	0	0	0	0	0
Unloaded	With cargo	0	0	0	0	0	0
	Empty	0	0	0	0	0	0
	Total	0	0	0	0	0	0
Total		0	0	0	0	0	0

Freight transported in containers classified by their nature

Freight		Domestic			Foreign			Total		
		Loaded	Unloaded	Total	Loaded	Unloaded	Total	Loaded	Unloaded	Total
1 - Energy	01 - Crude oil									
	02 - Fuel oil	40		40				40		40

		Domestic			Foreign			Total		
Freight		Loaded	Unloaded	Total	Loaded	Unloaded	Total	Loaded	Unloaded	Total
	03 - Gas oil	62		62				62		62
	04 - Petrol									
	06 -Other petroleum products	862	1,302	2,164				862	1,302	2,164
	7 - Energetic petroleum gases	134		134				134		134
	12 - Steam coal and petroleum coke	87		87	296	51	347	624	51	675
	35 - Natural gas									
	51 - Biofuel	27,907	120	28,027	0	23	23	27,907	142	28,050
Total		29,092	1,422	30,514	643	46	689	29,735	1,468	31,203
2 - Iron and steel	8 - Iron ore									
	10 - Other mineral ores	2	83	85	500	6,948	7,448	502	7,031	7,533
	11 - Scrap iron		5,528	5,528					5,528	5,528
	13 - Iron products	17,526	346	17,872		372	372	17,526	718	18,245
	36 - Other metallurgic products	224	62	286	6,965	193	7,159	7,189	256	7,445
Total		17,752	6,020	23,771	7,466	7,514	14,980	25,217	13,534	38,751
3 - Non-metallic ores	25 - Salt	722		722	146		146	868		868
	52 - Other non-metallic minerals	1,363	162	1,525	179		179	1,541	162	1,703
Total		2,085	162	2,247	324	0	324	2,409	162	2,571

		Domestic			Foreign			Total		
Freight		Loaded	Unloaded	Total	Loaded	Unloaded	Total	Loaded	Unloaded	Total
4 - Fertilisers	14 - Phosphates	25		25				25		25
	15 - Potash	1		1				1		1
	16 - Natural and artificial fertilizers	711		711	2,742		2,742	711	2,742	3,452
	Total	736		736		2,742	2,742	736	2,742	3,478
5 - Chemical products	17 - Chemical products	24,053	1,062	25,660	19,445	671	20,116	43,498	2,279	45,776
	Total	24,053	1,062	25,660	19,445	671	20,116	43,498	2,279	45,776
6 - Constructions materials	5 - Asphalt	130	21	151				130	21	151
	18 - Cement and clinker	10,078	1	10,079				10,078	1	10,079
	20 - Manufactured building materials	10,625	26	10,651	44	78	121	10,669	104	10,773
	Total	20,833	48	20,880	44	78	121	20,876	126	21,002
7 - Agriculture livestock & food	21 - Cereals and their flours	6,371	74	6,445	16,981	140	17,120	23,352	214	23,556
	22 - Soybeans									
	23 - Fruits and vegetables	14,333	20	14,353	7,037		7,037	21,370	20	21,389
	24 - Wines,drinks and spirits	36,234	1,278	37,521	77,749	166	77,915	113,983	1,453	115,436
	27 - Tinned food	3,343	23	3,366	22,756	127	22,883	26,099	149	26,249
	28 - Tobacco,co-coa,coffee and spices	2,054	22	2,076	24		24	2,078	22	2,100

		Domestic			Foreign			Total		
Freight		Loaded	Unloaded	Total	Loaded	Unloaded	Total	Loaded	Unloaded	Total
	29 - Oils and greases	3,095	137	3,233	3,158		3,158	6,253	137	6,391
	30 - Other foods	27,508	15	27,523	2,062	40	2,102	29,570	55	29,625
	33 - Chilled or frozen fish	71	122	193		250	250	71	372	444
	37 - Animal feed and fodder	38,134	0	38,134	2,326		2,326	40,460		40,460
	Total	131,143	1,701	132,844	132,093	723	132,815	263,236	2,423	265,659,00
8 - Other goods	19 - Wood and cork	550		550	22	1,794	1,816	572	1,794	2,366
	26 - Paper and pulp	851		851	641		641	1,491		1,491
	31 - Machinery, tools and spares	6,083	1,040	7,123	293	74	366	6,375	1,114	7,489
	34 - Other goods	33,876	3,480	37,356	3,134	211	3,344	37,010	3,691	40,700
	Total	41,359	4,520	45,880	4,089	2,078	6,167	45,448	6,598	52,046
9 - Vehicles & transport elements	32 - Vehicles and their parts		7,00	1,993,00	81,00	0,00	81,00	2,068,00	7,00	2,075,00
	38 - Ro-Ro traffic tare weights									
	39 - Containers tare	60,331	78,591	138,922	33,835	6,376	40,210	94,166	84,967	179,132
	Total	62,318	78,598	140,916	33,916	6,376	40,292	96,234	84,973	181,207
Total		329,371	94,078	423,449	198,019	20,226	218,245	527,390	114,304	641,694

General summary of maritime traffic

General table no. 1

Concepts		Tonnes
Bulk liquids	Petroleum products	15,485,491
	Natural gas	3,236,807
	Other liquids	4,763,908
	Total	23,486,206
Bulk solids	Total	4,886,834
General freight	Total	1,299,903
Internal traffic	Total	89,363
Provisions	Petroleum products	135,613
	Others	21,139
	Total	156,752
Fresh fish	Total	162
Total		29,919,220

General table no. 2

Included in internal traffic, provisions and fresh fish

Concepts	Tonnes
Freight loaded	11,571,016
Freight unloaded	18,348,205
Freight transshipped	0.00
Total	29,919,220

General table no. 3

Concepts	Tonnes	
	In parts	Total
Foreign trade		21,869,819
		15,880,603
Imports	Bulk liquids	13,150,290
	Bulk solids	2,634,129
	General freight	96,185
		5,989,215
Exports	Bulk liquids	3,913,523
	Bulk solids	1,775,692
	General freight	300,000
Domestic trade		4,503,225
Freight in transit		2,934,070
Freight transshipped		0.00
Tares of equipment		365,829
Fresh fish, provisions & internal traffic		246,277
Total		29,919,220

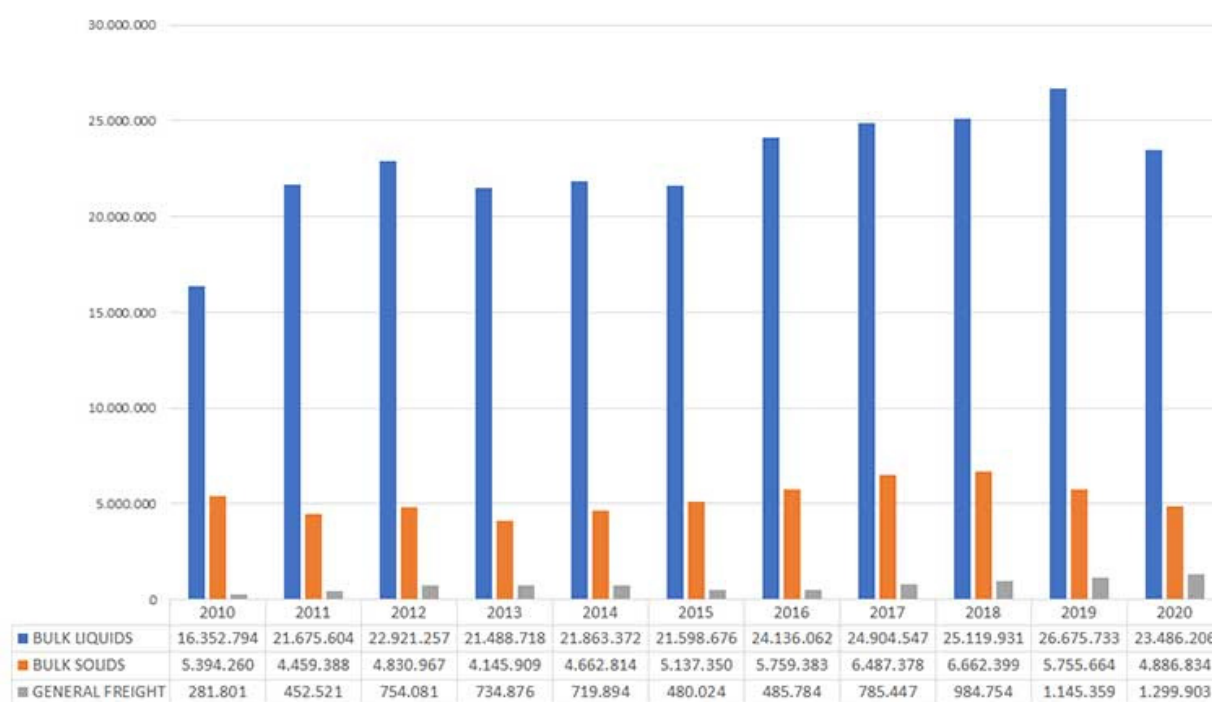
Land traffic

Means of transport used for entering or exiting the port services area	Loaded onto a vessel	Unloaded from a vessel	Total
Railway	97,869	167,848	265,718
Road	2,924,966	2,948,986	5,873,953
Pipework	6,928,598	13,670,601	20,599,199
Other means	0.00	0.00	0.00

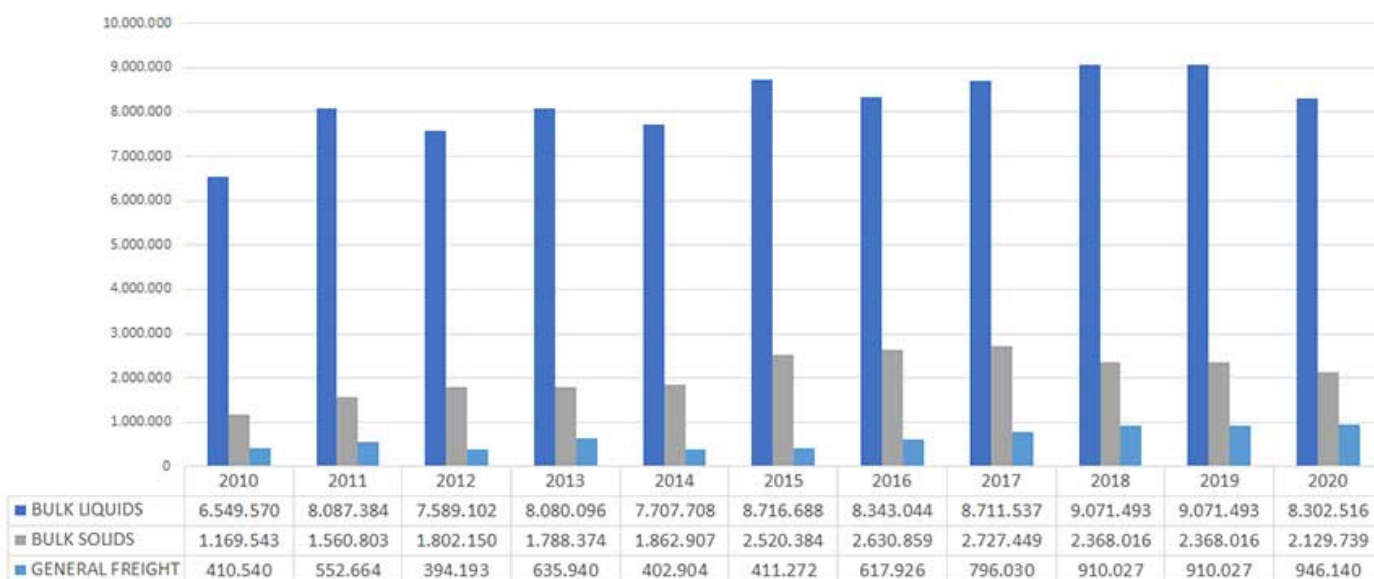
Means of transport used for entering or exiting the port services area	Loaded onto a vessel	Unloaded from a vessel	Total
Without land transport	1,426,962	1,507,111	2,934,073
Total freight by transport	11,378,395	18,294,548	29,672,943
Fish, provisions & internal or local traffic	192,620	53,657	246,277
Total	11,571,016	18,348,205	29,919,220

Graphs and historical series

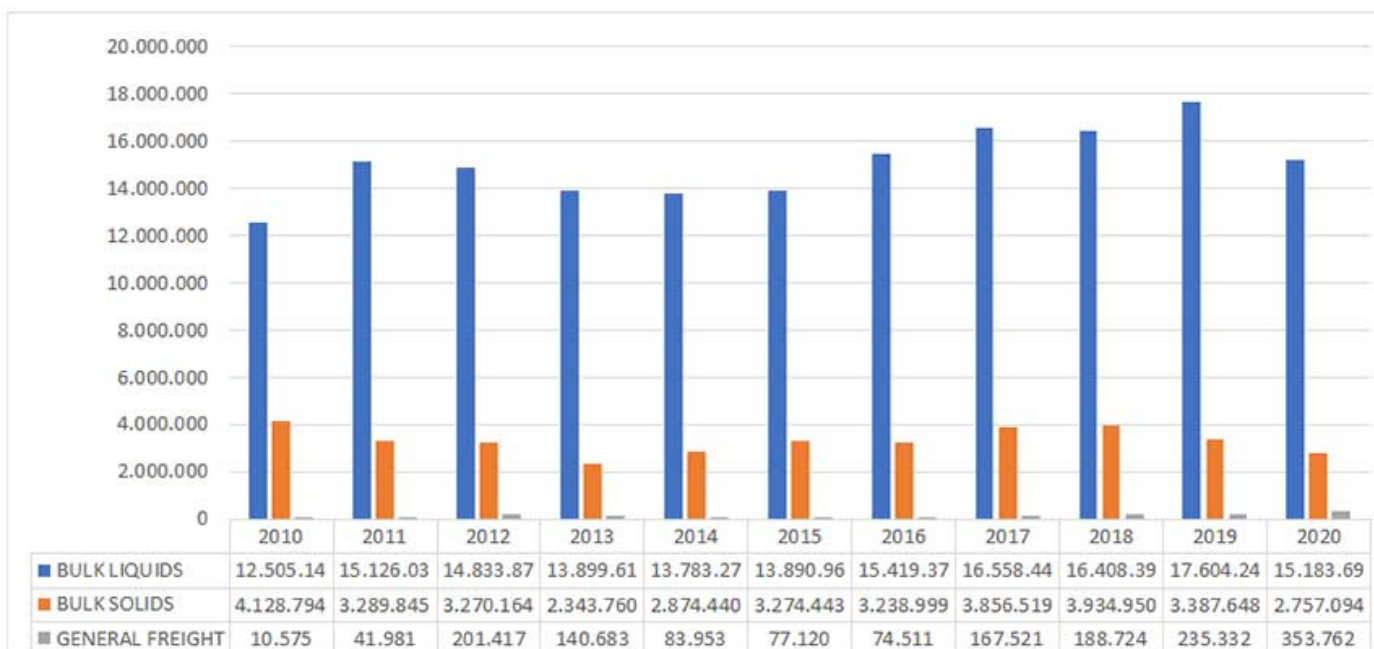
Freight traffic (Tonnes)



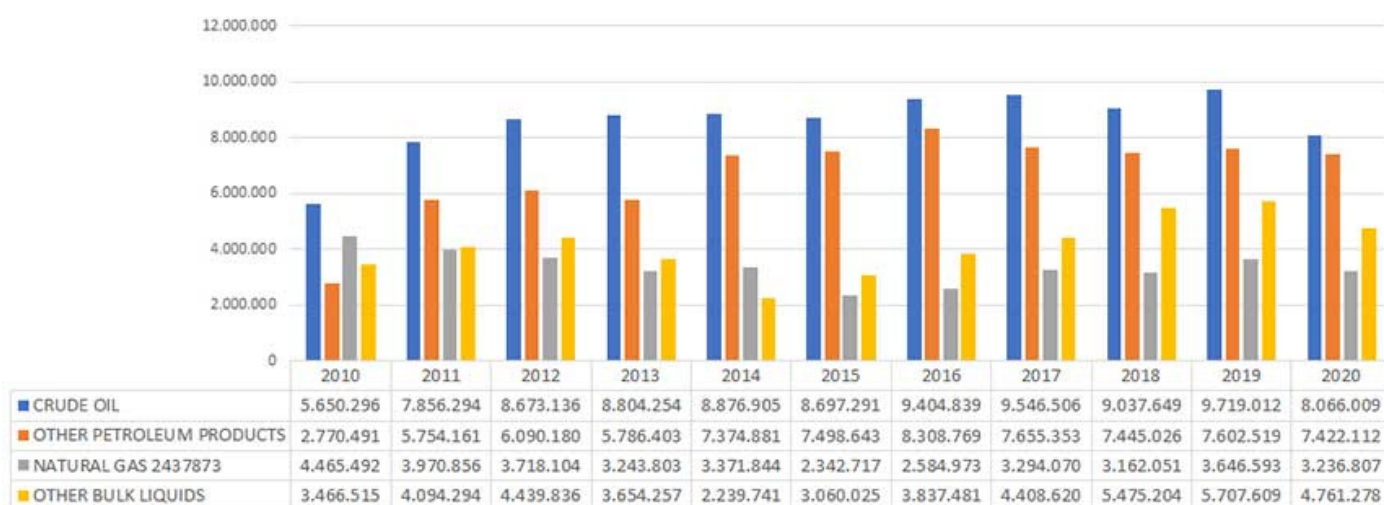
Loading of freight (Tonnes)



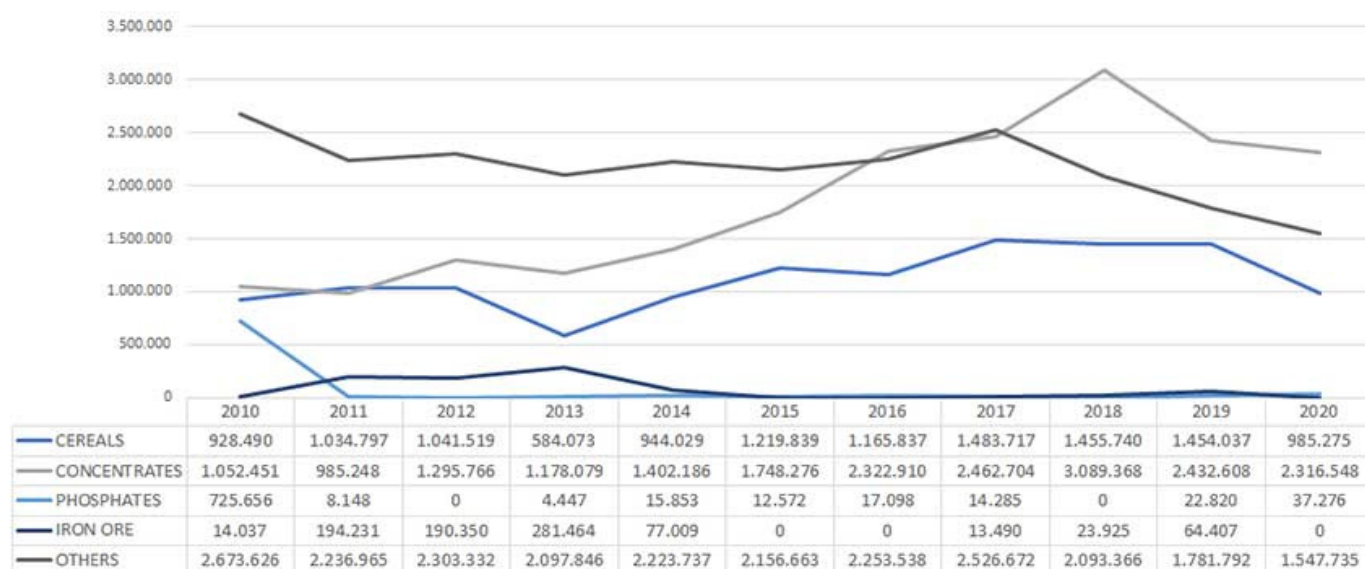
Unloading of freight (Tonnes)



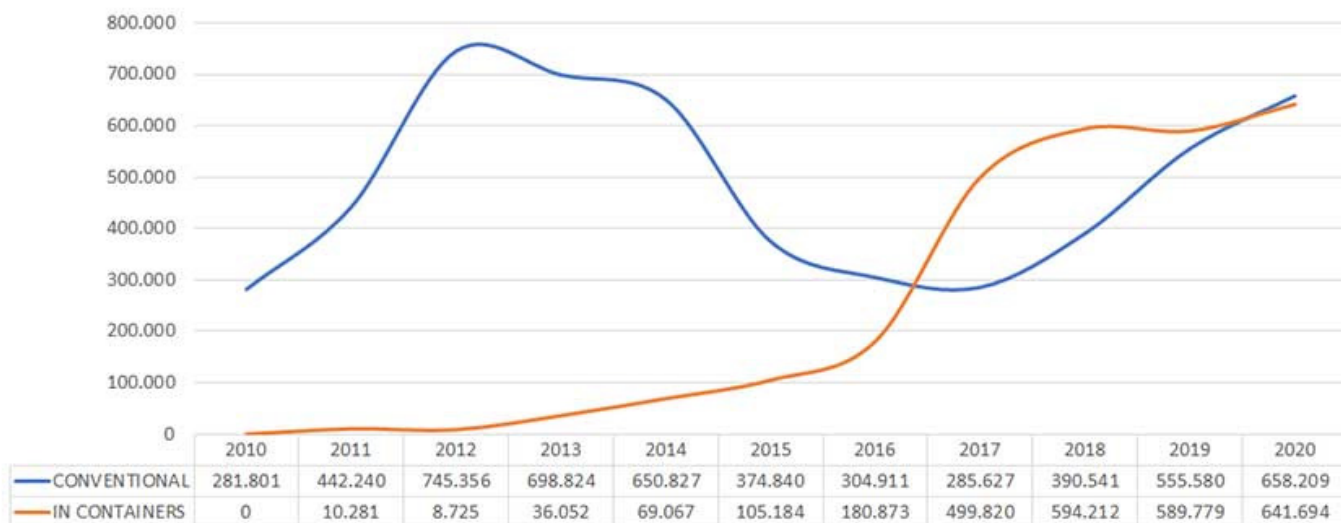
Bulk liquids (Tonnes)



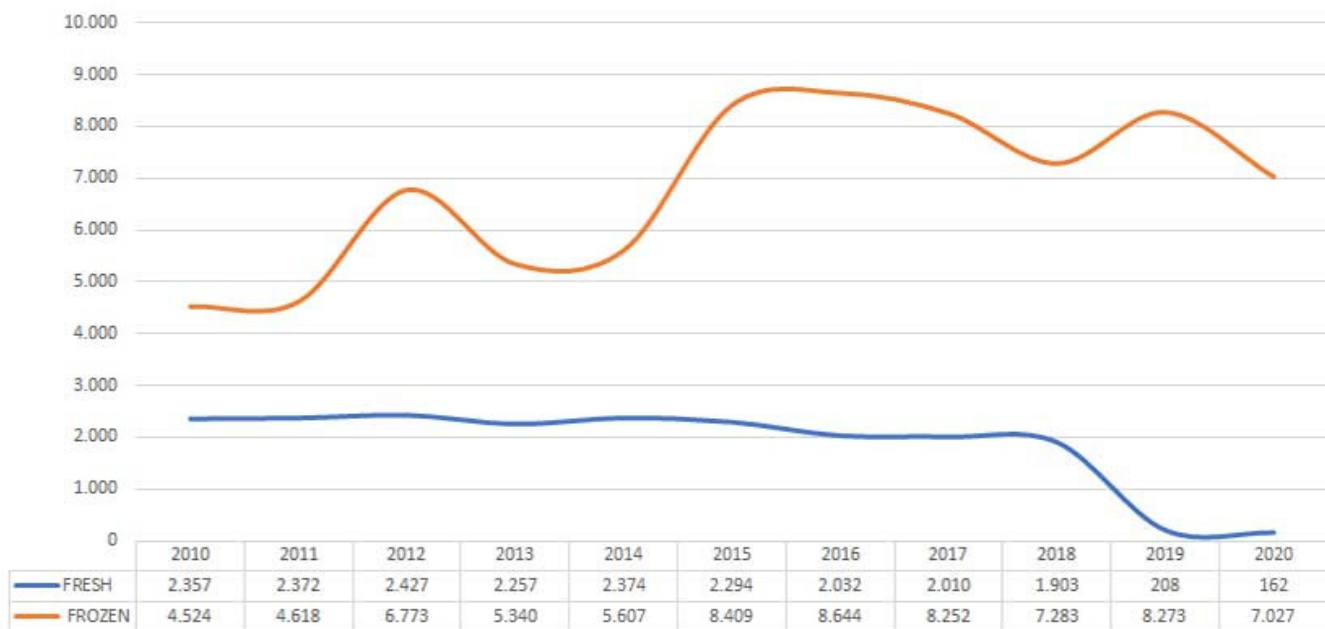
Bulk solids (Tonnes)



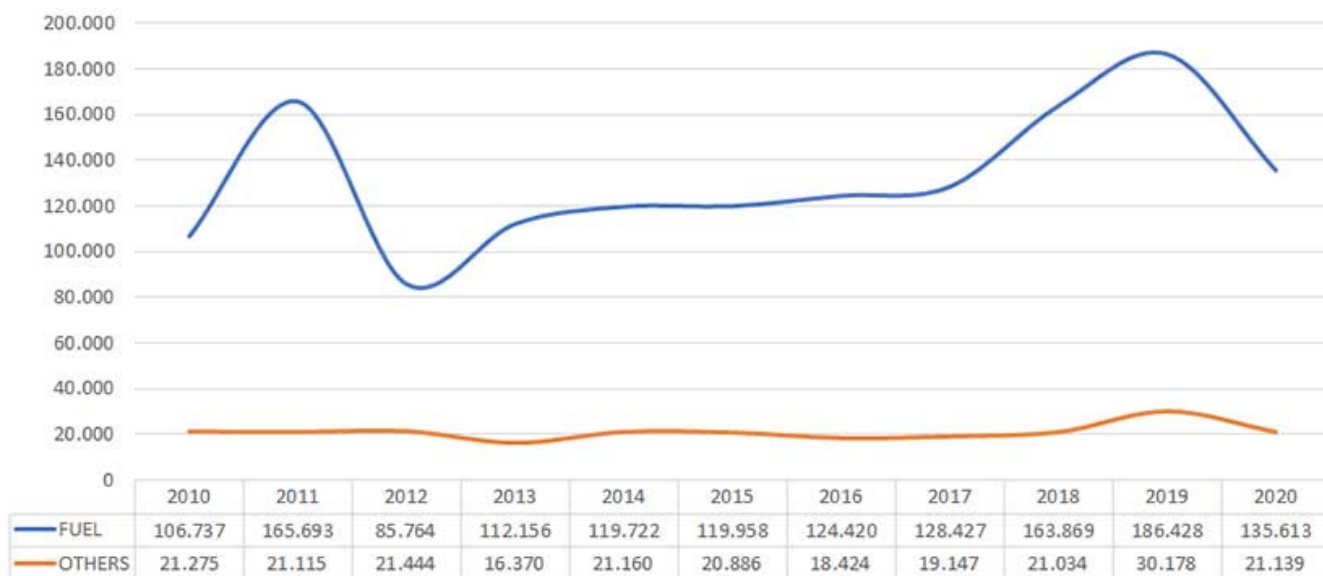
General freight (Tonnes)



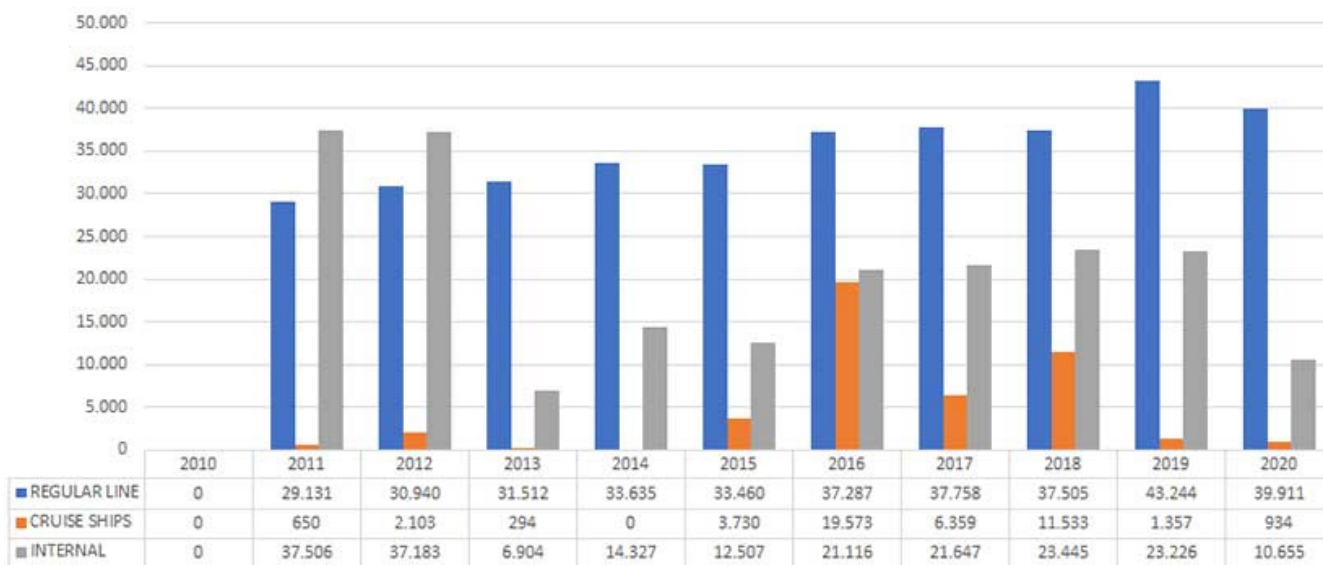
Fish (Tonnes)



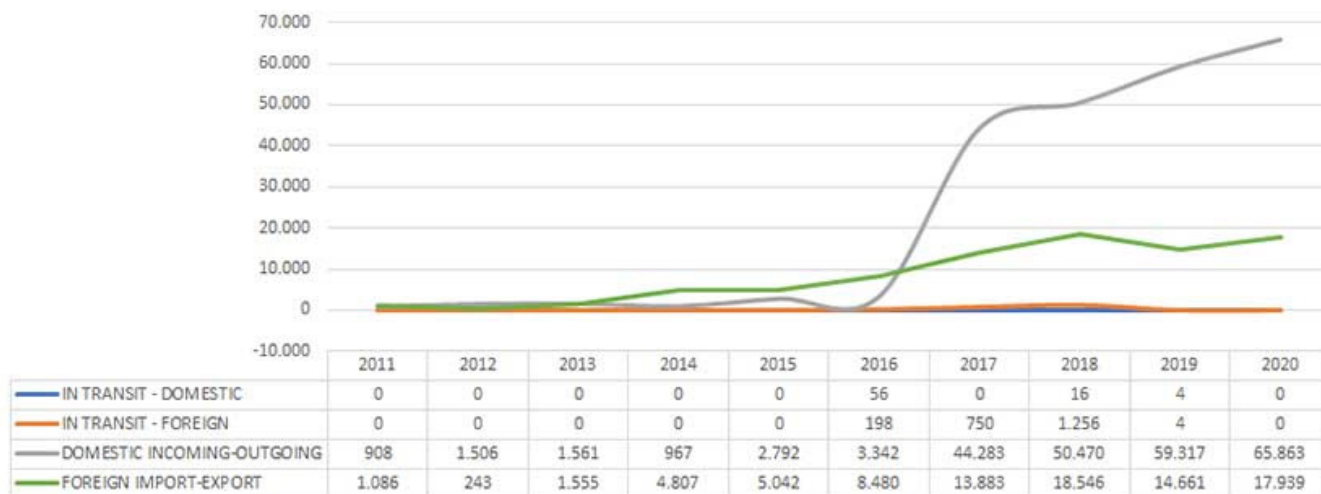
Provisions (Tonnes)



Passengers (Number)



Containers (Tonnes)



Vessels



Evolution of traffic

Year	Loading	Unloading	Total
1906	2,317,818	228,816	2,546,634
1907	2,540,138	238,483	2,778,621
1908	2,579,431	299,646	2,879,077
1909	2,422,416	305,898	2,728,314
1910	2,604,468	324,046	2,928,514
1911	3,127,562	358,078	3,485,640
1912	3,214,333	365,440	3,579,773
1913	3,112,345	360,302	3,472,647
1914	2,689,974	347,255	3,037,229
1915	2,243,399	288,981	2,532,380
1916	2,736,190	339,391	3,075,581
1917	2,161,366	322,696	2,484,062
1918	1,226,633	186,283	1,412,916
1919	905,838	196,598	1,102,436
1920	1,661,569	205,940	1,867,509
1921	1,491,916	231,097	1,723,013
1922	2,088,024	241,587	2,329,611
1923	1,913,412	244,686	2,158,098
1924	2,320,751	258,431	2,579,182
1925	2,284,578	292,530	2,577,108
1926	2,233,315	233,280	2,466,595
1927	2,478,612	296,847	2,775,459

Year	Loading	Unloading	Total
1928	2,929,038	272,059	3,201,097
1929	3,164,120	312,712	3,476,832
1930	3,040,881	318,193	3,359,074
1931	2,010,641	218,538	2,229,179
1932	1,839,245	149,396	1,988,641
1933	2,044,807	199,677	2,244,484
1934	2,170,497	199,446	2,369,943
1935	2,158,109	202,067	2,360,176
1936	1,917,566	140,689	2,058,255
1937	2,341,329	178,667	2,519,996
1938	2,260,050	179,883	2,439,933
1939	1,613,395	208,547	1,821,942
1940	1,023,501	204,727	1,228,228
1941	612,176	274,093	886,269
1942	546,170	255,485	801,655
1943	502,918	268,934	771,852
1944	515,891	292,484	808,375
1945	742,914	217,251	960,165
1946	854,203	168,155	1,022,358
1947	1,199,734	182,613	1,382,347
1948	1,387,537	235,229	1,622,766
1949	1,399,470	224,003	1,623,473
1950	1,548,042	215,926	1,763,968

Year	Loading	Unloading	Total
1951	1,981,404	212,315	2,193,719
1952	2,090,472	286,763	2,377,235
1953	1,624,546	283,965	1,908,511
1954	2,019,934	310,106	2,330,040
1955	2,107,994	300,851	2,408,845
1956	2,168,188	310,483	2,478,671
1957	2,258,189	325,679	2,583,868
1958	2,050,801	751,819	2,802,620
1959	2,238,953	844,054	3,083,007
1960	2,735,354	2,719,570	5,454,924
1961	2,527,281	2,400,797	4,928,078
1962	2,191,918	511,020	2,702,938
1963	2,044,534	520,465	2,564,999
1964	2,352,655	722,869	3,075,524
1965	2,404,309	863,231	3,267,540
1966	2,218,644	628,353	2,846,997
1967	2,821,195	1,835,639	4,656,834
1968	4,112,876	2,512,845	6,625,721
1969	4,515,724	3,150,418	7,666,142
1970	4,919,684	3,947,269	8,866,953
1971	5,172,064	4,793,535	9,965,599
1972	4,587,721	5,008,209	9,595,930
1973	4,548,356	5,170,413	9,718,769

Year	Loading	Unloading	Total
1974	5,163,782	5,754,096	10,917,878
1975	5,261,941	5,810,699	11,072,640
1976	5,115,254	5,431,747	10,547,001
1977	5,534,398	6,522,532	12,056,930
1978	5,231,982	6,254,944	11,486,926
1979	4,290,474	6,194,809	10,485,283
1980	4,694,607	5,383,289	10,077,896
1981	4,826,602	6,111,955	10,938,557
1982	4,295,594	5,164,488	9,460,082
1983	4,338,156	5,348,147	9,686,303
1984	4,241,004	5,362,388	9,603,392
1985	3,292,534	5,458,477	8,751,011
1986	4,687,984	6,532,923	11,220,907
1987	3,865,666	6,240,025	10,105,691
1988	3,949,018	6,912,239	10,861,257
1989	3,437,320	7,043,239	10,480,559
1990	3,198,549	6,905,616	10,104,165
1991	2,539,749	6,867,302	9,407,051
1992	2,966,581	7,702,971	10,669,552
1993	3,327,083	7,808,627	11,135,710
1994	3,139,876	9,518,760	12,658,636
1995	5,949,307	10,414,518	16,363,825
1996	3,846,330	11,307,771	15,154,101
1997	3,745,083	10,940,902	14,685,985

Year	Loading	Unloading	Total
1998	3,674,992	10,862,341	14,537,333
1999	3,776,835	11,915,914	15,692,749
2000	4,488,413	13,382,100	17,870,513
2001	4,151,251	14,512,151	18,663,402
2002	3,244,488	14,926,214	18,170,702
2003	3,176,563	14,913,309	18,089,872
2004	3,386,398	14,686,969	18,073,367
2005	3,703,464	17,201,416	20,904,880
2006	3,941,040	17,518,867	21,459,907
2007	3,905,114	17,873,885	21,778,999
2008	3,983,872	16,633,412	20,617,284
2009	3,782,023	13,743,511	17,525,534
2010	5,384,347	16,644,509	22,028,856
2011	8,129,653	18,457,860	26,587,513
2012	10,200,850	18,305,454	28,506,304
2013	9,985,445	16,384,058	26,369,503
2014	10,504,410	16,741,670	27,246,080
2015	9,973,520	17,242,531	27,216,051
2016	11,648,345	18,732,884	30,381,229
2017	11,591,829	20,582,488	32,174,317
2018	12,235,016	20,532,067	32,767,083
2019	12,349,536	21,227,220	33,576,756
2020	11,378,395	18,294,547	29,672,942