



Statistical Report 2021



Index

1. Financial statements	4
1.1 Balance sheet at the year end	4
1.2 Statement of source and application of funds for the year then ended	7
1.3 Profit and loss account for the year then ended	11
1.4 Change in working capital for the year then ended	14
<hr/>	
2. Technical characteristics of the port	16
2.1 General Conditions	16
2.2 Facilities at the service of maritime trade	19
2.3 Installations for vessels	36
2.4 Mechanical land resources	37
2.5 Floating equipment	46
2.6 Land access and communications	49
2.7 Installations for specific traffic types	55
<hr/>	
3. Works or activities authorised for private individuals	58
<hr/>	
4. Traffic statistics	86
4.1 Passenger traffic	86
4.2 Vessels	87
4.3 Freight	92
4.4 Internal traffic	129
4.5 Provisions	133
4.6 Fish caught	134
4.7 Container traffic	134
4.8 General summary of maritime traffic	140
4.9 Land traffic	142
4.10 Graphs and historical series	142
<hr/>	
5. Use of the port	152
5.1 Use of quays	152
5.2 Docks	153
5.3 Anchoring	153
5.4 Berths	153
5.5 Mechanical land resources	154
5.6 Fork lifts	155
5.7 Conveyor belts	155
5.8 Loaders	155
5.9 Manoeuvring traction	156
5.10 Wagons	156
5.11 Weighbridges	156
5.12 Floating cranes	156

5.13 Tugs	156
5.14 Slipways	156
<hr/>	
6. Investments	157
6.1 Investments in progress or finished in 2021	157
6.2 Description of the most important works	159
<hr/>	
7. Regular shipping lines	164

Financial statements

Balance sheet at the year end (in euros)

Assets	2021	2020
A) Non current assets	547,017,950.3	516,650,810.59
I. Intangible assets	56,086,73.33	5,010,786.96
<i>1. Industrial property and intangible assets</i>	3,884,756.23	4,266,863.41
<i>2. Computer applications/software</i>	1,723,917.1	743,923.55
<i>3. Advances for intangible assets</i>	-	-
II. Tangible assets	404,678,258.7	390,417,499.18
<i>1. Land and natural resources</i>	151,069,123.74	151,069,123.74
<i>2. Buildings</i>	197,351,948.62	167,648,749.54
<i>3. Equipment and technical installations</i>	141,353.23	89,436.89
<i>4. Assets under construction and advances</i>	54,121,723.53	69,355,323.67
<i>5. Other fixed assets</i>	1,994,109.58	2,254,865.34
III. Property investments	101,075,620.61	102,231,762.15
<i>1. Land</i>	70,552,934.1	70,552,934.10
<i>2. Buildings</i>	30,522,686.51	31,678,828.05
IV. Long-term investments in group and associated companies	743,470.59	766,000
<i>1. Equity instruments</i>	-	-
<i>2. Loans to companies</i>	743,470.59	766,000
V. Long-term financial investments	28,303,770.35	15,279,504.77
<i>1. Equity instruments</i>	-	-
<i>2. Loans to third parties</i>	202,781.44	178,515.86
<i>3. Public Administrations, official grants pending receipt</i>	-	-
<i>4. Other financial assets</i>	28,100,988.91	15,100,988.91

Assets	2021	2020
VI. Deferred tax assets	6,364,156.72	2,945,257.53
VII. Non-current trade debtors	244.000	-
B) Current assets	121,901,171.97	140,367,849.16
I. Non-current assets held for sale	-	-
II. Stocks	361,205.92	415,213.95
III. Trade debtors and other receivables	13,657,003.25	11,634,319.62
<i>1. Customers for sales and provision of services</i>	<i>6,379,913.26</i>	<i>8,487,944.52</i>
<i>2. Customers and debtors, group and associated companies</i>	<i>-</i>	<i>-</i>
<i>3. Sundry debtors</i>	<i>562,597.20</i>	<i>377,526.65</i>
<i>4. Public Administrations, official grants pending receipt</i>	<i>-</i>	<i>-</i>
<i>5. Other credits with Public Administrations</i>	<i>6,714,492.79</i>	<i>2,768,848.45</i>
IV. Short-term investments in group and associated companies	507,529.41	-
V. Short-term financial investments	70,507,800	75,508,903.43
<i>1. Equity instruments</i>	<i>-</i>	<i>-</i>
<i>2. Loans to companies</i>	<i>-</i>	<i>-</i>
<i>3. Other financial assets</i>	<i>70,507,800</i>	<i>75,508,903.43</i>
VI. Timing differences	-	-
VII. Cash and cash equivalents	36,867,633.39	52,809,412.16
<i>1. Cash</i>	<i>36,867,633.39</i>	<i>52,809,412.16</i>
<i>2. Cash equivalents</i>	<i>-</i>	<i>-</i>
Total Assets (A+B)	668,919,122.27	657,018,659.75

Equity and liabilities	2021	2020
A) Equity	636,549,535.01	627,151,546.81
A-1) Own funds	582,188,402.51	568,417,809.01
I. Equity	283,133,238.36	283,133,238.36
II. Retained earnings	285,284,570.65	275,828,137.03
III. Profit / (loss) for the year	13,770,593.5	9,456,433.62
A-2) Adjustments for changes in value	-	-
I. Financial assets at fair value with changes in equity	-	-
II. Hedging transactions	-	-
III. Others	-	-
A-3) Subsidies, donations and bequests received	54,361,132.50	58,733,737.80
B) Non current liabilities	21,839,727.73	22,556,827.82
I. Long-term provisions	244,000.00	-
<i>1. Liabilities for long-term staff benefits</i>		-
<i>2. Provisions for liabilities</i>		-
<i>3. Other provisions</i>	244,000.00	-
II. Long-term debt	7,554,298.61	7,361,218.23
<i>1. Debts with credit institutions</i>	-	-
<i>2. Long-term asset suppliers</i>	-	-
<i>3. Other debts</i>	7,554,298.61	7,361,218.23
III. Long-term debts with group and associated companies	-	-
IV. Deferred tax liabilities	14,041,429.12	15,195,609.59
V. Long-term accruals	-	-

Equity and liabilities	2021	2020
Current liabilities	10,529,859.53	7,310,285.12
II. Short-term provisions	858,105.76	1,702,220.18
III. Short-term debts	4,263,994.5	1,115,050.99
<i>1. Debts with credit institutions</i>	-	-
<i>2. Short-term suppliers of assets</i>	3,399,913.67	256,137.29
<i>3. Other financial liabilities</i>	864,080.83	858,913.70
IV. Short-term debts with group and associated companies	250.51	2,192.86
V. Trade creditors and other payables	5,407,508.76	4,490,821.09
<i>1. Creditors and other payables</i>	3,553,121.14	2,892,883.07
<i>2. Public Administrations, advances on grants</i>	1,550,000	1,550,000
<i>3. Other debts with Public Administrations</i>	304,387.62	47,938.02
VI. Timing differences	-	-
Total Equity and liabilities (A+B+C)	668,919,122.27	657,018,659.75

Statement of source and application of funds for the year then ended (in euros)

Resources generated	2021	2020
Profit/(loss) for the year	13,770,593.50	9,456,433.62
1. Inter-port compensation fund received (-)	(253,000.00)	(268,000.00)
2. Inter-port compensation fund provided (+)	1,303,000.00	1,349,000.00
3. Amortisation/depreciation of intangible and tangible assets and property investments (+) (P&L)	15,492,498.95	15,228,063.33
4. Valuation adjustments for impairment of non-current assets (+/-) (Tables 1, 2.4, 3, 4 and 5)	-	-
5. Allocation/Excess of provisions for risks and expenses (+/-) (Table 7a)	-	-

Resources generated	2021	2020
6. Results from disposals of assets (+/-) (P&L)	(1,843.53)	236.85
7. Reclassification to intangible and tangible assets and property investments. (+/-) (Tables 1, 2, 2.4 and 3)	20,872.62	160,092.69
8. Allocation to profit and loss of grants, donations and bequests (Table 6) (-)	(6,006,644.64)	(6,001,482.74)
9. Allocation to profit and loss of advances received for long-term sales or services provided (Table 8) (-)	-	-
10. Incorporation of financial expenses to assets (Tables 1 and 2.1) (-)	-	-
11. Change in fair value of financial instruments (+/-) (Tables 4a, 4b and 8)	-	-
12. Income and expenditure from financial updates (+/-) (Tables 4a, 4b, 5 and 8)	-	-
13. Income from OPPE for payment of principal and interest on tariff disputes (Table 13)	(854,460.57)	-
14. Other adjustments (+/-)	-	-
Resources from operations	23,471,016.33	19,924,343.75

Sources	2021	2020
1. Resources from operations	23,471,016.33	19,924,343.75
2. Increases in equity	-	-
3. Inter-port compensation fund received	253,000.00	268,000.00
4. Subsidies, donations and bequests received	479,858.87	364,090.32
<i>a) Grants, donations and bequests of capital</i>	<i>249,314.00</i>	<i>250,394.39</i>
<i>b) Other grants, donations and bequests</i>	<i>0.15</i>	-
<i>c) Income from the reversal of grants</i>	<i>230,544.72</i>	<i>113,695.93</i>

Sources	2021	2020
5. Additions of non-current liabilities	294,793.57	6,229,730.02
<i>a) Long-term debts with credit institutions</i>	-	-
<i>b) Long-term debts with asset suppliers</i>	294,793.57	6,229,730.02
<i>c) Long-term debts with group and associated companies and others</i>	-	-
<i>d) Long-term debts due to loans received from the FFATP</i>	-	-
<i>e) Advances received for sales or the provision of services</i>	-	-
6. Derecognition of non-current assets	17,553,357.38	20,146,678.99
<i>a) Disposal of tangible and intangible assets</i>	2,955.50	302.20
<i>b) Disposal of property investments</i>	-	-
<i>c) Disposal of equity instruments</i>	-	-
<i>d) Disposal of non-current assets held for sale</i>	-	-
<i>e) Cancellation or transfer to short-term of long-term grants receivable</i>	-	-
<i>f) Cancellation or transfer to short-term of other long-term financial investments to FFATP</i>	507,529.41	-
<i>g) Cancellation or transfer to short-term of other long-term financial investments</i>	17,042,872.47	20,146,376.79
<i>h) Transfer of assets to other public bodies</i>	-	-
7. Other sources	1,098,460.57	-
TOTAL SOURCES	43,150,486.72	46,932,843.08

Applications	2021	2020
1. Additions of non-current assets	63,188,024.98	59,798,411.80
a) Acquisitions of tangible and intangible assets and property investments	28,986,443.02	41,205,728.34
<i>Intangible assets</i>	1,222.31	122,485.12
<i>Tangible assets</i>	28,985,220.71	41,083,243.22
<i>Property investments</i>	-	-

Applications	2021	2020
b) Acquisitions of financial assets	33,971,037.24	18,478,987.53
<i>Investments in equity instruments</i>	-	-
<i>Long-term official grants receivable</i>	-	-
<i>Long-term loans granted to the Accessibility Fund</i>	485,000.00	383,000.00
<i>Other financial investments</i>	33,486,037.24	18,095,987.53
c) Assets for reversed grants, donations and bequests	230,544.72	113,695.93
d) Transfer of assets from other public bodies	-	-
2. Reductions of equity	-	-
3. Inter-port compensation fund provided	1,303,000.00	1,349,000.00
4. Derecognition of non-current liabilities	101,713.19	198,957.36
<i>a) Cancellation or transfer to short-term of debts with credit institutions</i>	-	-
<i>b) Cancellation or transfer to short-term of debts with asset suppliers</i>	101,713.19	198,957.36
<i>c) Cancellation or transfer to short-term of debts with group and associated companies and others</i>	-	-
<i>d) Cancellation or transfer to short-term of long-term timing differences</i>	-	-
<i>e) Application and transfer to short-term of long-term provisions</i>	-	-
5. Other applications	244,000.15	-
TOTAL APPLICATIONS	64,836,738.32	61,346,369.16
CHANGE IN WORKING CAPITAL	(21,686,251.60)	(14,413,526.08)
Working capital at start of year	133,057,564.04	147,471,090.12
Change in working capital	(21,686,251.60)	(14,413,526.08)
Working capital at end of year	111,371,312.44	133,057,564.04

Profit and loss account for the year then ended (in euros)

	(Debit)/Credit	
	2021	2020
1. Net turnover	43,747,672.22	42,837,289.73
A. Port charges	39,307,583.97	37,679,649.77
a) Occupation charges	10,183,484.38	9,228,255.61
b) Usage charges	23,773,979.26	23,648,331.00
<i>1) Charge for vessel (T1)</i>	<i>9,359,694.61</i>	<i>8,755,244.07</i>
<i>2) Charges for sports and recreational craft (T5)</i>	<i>20,179.56</i>	<i>17,992.92</i>
<i>3) Charge for passengers (T2)</i>	<i>88,169.31</i>	<i>70,586.99</i>
<i>4) Charge for freight (T3)</i>	<i>13,923,474.66</i>	<i>14,318,645.31</i>
<i>5) Charge for fresh fish (T4)</i>	<i>60,507.91</i>	<i>218,057.66</i>
<i>6) Charge for special use of the transit zone (T6)</i>	<i>321,953.21</i>	<i>267,804.05</i>
c) Charge for activity	5,040,999.20	4,500,854.92
d) Charge for navigational aids	309,121.13	302,208.24
B. Other business income	4,440,088.25	5,157,639.96
a) Additional amounts to charges	252,595.26	252,595.26
b) Fees and others	4,187,492.99	4,905,044.70
<i>1 Fees and others (Marpol not included)</i>	<i>2,846,079.02</i>	<i>3,569,619.86</i>
<i>2 Tariffs for the vessel waste reception facility</i>	<i>1,341,413.97</i>	<i>1,335,424.84</i>
3. Work carried out by the company for its assets	-	-

	(Debit)/Credit	
	2021	2020
5. Other operating income	3,566,112.59	3,597,358.38
a) Sundry and other current operating income	2,148,638.30	2,192,075.90
b) Sundry and other current operating income	23,864.10	-
c) Income transferred to the profit and loss for reversed grants	1,,140,610.19	1,137,282.48
d) Inter-port compensation fund received	253,000.00	268,000.00
6. Staff costs	(9,055,018.52)	(9,339,556.21)
a) Wages, salaries and similar	(6,751,225.08)	(6,708,472.18)
b) Compensation	-	-
c) Social charges	(2,377,057.83)	(2,648,402.20)
d) Provisions	73,264.39	17,318.17
7. Other operating costs	(18,189,905.13)	(19,426,002.74)
a) Outside services	(11,519,828.80)	(12,242,243.5)
<i>1) Repairs and maintenance</i>	(6,552,692.88)	(7,431,112.11)
<i>1 Repairs and maintenance</i>	(5,694,346.99)	(6,514,439.37)
<i>2 Vessel waste collection costs</i>	(858,345.89)	(916,672.74)
<i>2) Independent professional services</i>	(769,766.09)	(776,308.47)
<i>3) Supplies and consumption</i>	(810,611.71)	(1,026,355.11)
<i>4) Other external services</i>	(3,386,758.12)	(3,008,467.76)
b) Taxes	(2,219,597.45)	(2,267,997.75)
c) Losses, impairment and changes in operating provisions	(929,006.62)	(1,183,306.11)
d) Other current operating expenses	(711,286.27)	(757,408.10)
e) Contribution to State Ports Article 19.1.b) TRLPEMM	(1,507,185.99)	(1,626,047.33)
f) Inter-port compensation fund provided	(1,303,000.00)	(1,349,000.00)

	(Debit)/Credit	
	2021	2020
8. Amortisation and depreciation of assets	(15,492,498.95)	(15,228,063.33)
9. Allocation of grants of non-financial fixed assets and others	4,866,034.30	4,864,200.26
10. Excess provisions	392.32	31,244.62
Excess provisions	69,674.12	31,384.83
Excess provisions adjustments	(69,281.80)	(140.21)
11. Impairment and losses on disposal of fixed assets	1,843.53	(236.85)
a) Impairment and losses	-	-
b) Profit / (loss) on disposals and others	1,843.53	(236.85)
<i>Results by disposals and others</i>	<i>1,843.53</i>	<i>(236.85)</i>
<i>Adjustments of results for disposals and others</i>	-	-
Other profits / (losses)	(81,711.75)	-
a) Extraordinary income	-	-
b) Extraordinary expenses	(81,711.75)	-
A.1. OPERATING PROFIT/LOSS (1+3+5+6+7+8+9+10+11)	9,362,920.61	7,336,233.86
12. Financial income	1,065,668.65	124,656.20
a) From holdings in equity instruments	-	-
b) From securities and other financial instruments	1,065,668.65	124,656.20
c) Incorporation of financial expenses into assets	-	-
13. Financial expenses	(76,894.95)	(882,580.51)
a) For debts with third parties	(76,894.95)	(882,580.51)
b) For updating provisions	-	-
14. Change in fair value on financial instruments	-	-

	(Debit)/Credit	
	2021	2020
16. Impairment and gains or losses on disposals of financial instruments	-	-
a) Impairment and losses	-	-
b) Profit / (loss) on disposals and others	-	-
<i>Results by disposals and others</i>	-	-
<i>Adjustments of results for disposals and others</i>	-	-
A.2. FINANCIAL PROFIT/ (LOSS) (12+13+14+16)	988,773.70	(757,924.31)
A.3. PRE-TAX PROFIT / (LOSS) (A.1+A.2)	10,351,694.31	6,578,309.55
17. Income tax	3,418,899.19	2,878,124.07
A.4. PROFIT / (LOSS) FOR THE YEAR (A.3+17)	13,770,593.50	9,456,433.62

Change in working capital for the year then ended (in euros)

Concept	2021	2020
1. Stocks	-54,008.0	52,128.3
2. Trade debtors and other receivables	2,022,683.6	3,874,228.5
3. Short-term investments in group and associated companies	507,529.4	-
4. Short-term financial investments	-5,001,103.4	4,981,234.7
5. Cash and cash equivalents	-15,941,778.8	-26,485,729.3
6. Short-term provisions	884,114.4	-808,824.7
7. Short-term debts	-3,148,943.5	3,564,684.4
8. Short-term debts with group and associated companies	1,942.4	31,585.4

Concept	2021	2020
9. Trade creditors and other payables	-916,681.7	377,166.7
10. Timing differences	-	-
Total Change in Working Capital (*)	-21,686,251.6	-14,413,526.08

(*) Working capital is considered to be current assets, excluding non-current assets held for sale, less current liabilities.

Technical characteristics of the port

General Conditions

Location

Longitude	6° 49' 32.8" W (Greenwich)
-----------	----------------------------

Latitude	37° 8' 6.6" N
----------	---------------

Wind system

Prevailing (most frequent wind direction)	NO
-------------------------------------------	----

Predominant (direction of wind gusts at maximum speeds)	SO
---------------------------------------------------------	----

Storm system

Significant maximum wave height (Hs MAX)	3.48
------------------------------------------	------

Peak wave period (Tp) linked to Hs MAX	9.1
----------------------------------------	-----

Mean wave direction (Dir) linked to Hs MAX	2.21
--------------------------------------------	------

Level of the sea

Maximum tidal range recorded during the year *	3.84
------------------------------------------------	------

Minimum low tide recorded during the year with respect to port zero *	0.01
-----------------------------------------------------------------------	------

Minimum low tide recorded during the year compared to port zero *	4.11
-------------------------------------------------------------------	------

* Data from the latest recorded year, 2020

Entrance	
Entry channel	
Orientation	339°
Width	200 a 300 m
Length	15,000 m
Water depth at M.L.W.S	13 m*
Nature of the seabed	Sand and sludge

* Draft of the project

Boca de entrada	
Orientation	339°
Width	300 m
Draught at M.L.W.S	13 m*
Maximum recorded current	5 knots

* Draft of the project

Use of tugs for entry and exit

In accordance with the current Rules for Entry, Exit, Docking and Undocking at the Port of Huelva, published in the Official Gazette of the Province of Huelva No. 201 on October 23, 2006, the mandatory use of tugs in normal conditions is dependent on the length of the vessel and the nature of the freight, rather than the value of its GT.

Thus, the attendance of tugs will be mandatory when it comes to manoeuvring vessels of more than 90 m in length, carrying hazardous freight classified under classes 1, 2, 3 or 4 of the IMDG Code, those included in Article 15 of Royal Decree 145/89, approving the National Regulations for the Admission, Handling and Storage of Hazardous Freight in Ports, and substances not included in the sections above, which are considered hydrocarbons as defined in Article 1.2 of Royal Decree 253/2004, of February 13, establishing measures to prevent and combat pollution in the loading, unloading and handling of hydrocarbons in the maritime and port environment.

Largest vessels to have entered in the last year

Features	Greatest length		Greatest draught	
	Area 1	Area 2	Area 1	Area 2
Name	LNG BONNY II	LNG BONNY II	NAVIG8 GUARD	NAVIG8 GUARD
Nationality	BERMUDA	BERMUDA	LIBERIA	LIBERIA
Gross tonnage (G.T.)	115,995	115,995	30,237	30,237
Dead weight tonnage (D.W.T.)	98,954	98,954	49,761	49,761
Length	299.5	299.5	183.24	183.24
Draught	12.97	12.97	19.1	19.1
Type	Transport of liquefied gas	Transport of liquefied gas	Chemical products transport	Chemical products transport
Real entry or exit draught	9.5	9.5	10.8	10.8

Flotation surface area (Ha)

AREA I

Location	Outer harbour	Docks			Total
		Commercial	Fishing	Others	
Entry channel	366.70				366.70
Outer dock		379.90			379.90
Inner dock		239.50	16.50	5.20	261.20
Others				1,084.51	1,084.31
Total Area I	366.70	619.40	16.50	1,089.51	2,092.11

Flotation surface area (Ha)

AREA II

Location	Access	Anchorage area	Others	Total
Crude oil terminal buoy			113.00	113.00
Others		2,639.00	9,994.30	12,633.30
Total Area II		2,639.00	10,107.30	12,746.30

Facilities at the service of maritime trade

Quays and berths

CLASSIFICATION BY DOCKS

Service	Length (m)	Draught (m)	Width (m)	Used for
Ingeniero Juan Gonzalo Quay	942	13	230	General freight and bulk materials
Ciudad de Palos Quay	492	13	320	General freight and bulk materials
Levante South Quay	400	8	80	General freight and passengers
Levante Centre Quay	90	8	80	Local passengers and auxiliary
Levante North Quay	710	8	80	Fishing and inner traffic
Arenillas Tower Oil Tanker Quay	460	12.6		Bulk liquid (2 berths)
Ore Quay	374	13	50	General freight and bulk materials
South Quay	750	13	300	Passengers, general freight, RO-RO and containers
Tharsis Quay	280	-	-	Out of service
Mooring buoys - North	200	7	-	-

Service	Length (m)	Draught (m)	Width (m)	Used for
Mooring buoys - Centre	200	6	-	-
Mooring buoys - South	150	5	-	-
TOTAL FOR SERVICE	5,048			-

Private	Maximum permitted length (m)	Draught (m)	Width (m)	Used for
New Huelva Shipyard Quay	337	-	-	Weapons, repairs and scrap
Riotinto quay	390	-	-	Out of service
Fertiberia, S.L. (Phosphoric acid/ compounds) jetty	180	8.10	-	Bulk liquid
Atlantic Copper, S.L.U. jetty North	140	6.50	-	Bulk liquids
Fertiberia, S.L. (Fertiliser) jetty	150	8.10	-	Bulk liquids and solids
Impala Terminal	550	14	-	Bulk solids
Levantino-Aragonesa de Tránsitos, S.A.	120	9.70	-	Bulk liquids
Atlantic Copper, S.L.U TNP 1 jetty	175	10	-	Bulk liquids
Atlantic Copper, S.L.U. jetty TNP 2	159	8	-	Bulk liquids
Saltés quay	200	5.50	-	Weapons, repairs and scrap
Reina Sofía E de CEPSA jetty	190	10	-	Bulk liquids
Reina Sofía C de CEPSA jetty	128	8.5	-	Bulk liquids
Reina Sofía W de CEPSA jetty	150	9	-	Bulk liquids
Reina Sofía 4º CEPSA BERTH jetty	210	12.6	-	Bulk liquids
Enagas, S.A. jetty	304.5	12	-	Bulk liquids

Private	Maximum permitted length (m)	Draught (m)	Width (m)	Used for
Decal North jetty	210	11.50	-	Bulk liquids
Decal South jetty	210	12.50	-	Bulk liquids
Decal-South 2 jetty	119.2	13.30	-	Bulk liquids
Royal Maritime Club of Huelva	8	2	-	Various
La Rábida quay	20	2	-	Auxiliary (1 berth)
Single buoy	275	16.50	-	Bulk liquids
TOTAL FOR INDIVIDUALS	4,225.7	-	-	-
TOTAL	9,273.7	-	-	-

CLASSIFICATION BY USES AND DRAUGHT

Usage	Linear metres with draught "C" (m)						C < 4
	C ≥ 12	12 > C ≥ 10	10 > C ≥ 8	8 > C ≥ 6	6 > C ≥ 4	Total	
Service							
Commercial docks							
General conventional freight	-	-	-	-	-	-	-
Containers	-	-	-	-	-	-	-
RO-RO berths	-	-	-	-	-	-	-
Bulk solids without special installation	-	-	-	-	-	-	-
Bulk solids via special installation	-	-	-	-	-	-	-
Bulk liquids	460	-	-	-	-	460	-
Multi-purpose	2,558	-	-	400	-	2,958	-
Passengers	-	-	-	90	-	90	-

Usage	Linear metres with draught "C" (m)						C < 4
	C ≥ 12	12 > C ≥ 10	10 > C ≥ 8	8 > C ≥ 6	6 > C ≥ 4	Total	
Other quays							
Fishing	-	-	-	710	-	710	-
Weapons, repairs and scrap	-	-	-	-	-	-	-
Service buoys	-	-	-	400	150	550	-
Various	-	-	-	-	280	280	-
TOTAL FOR SERVICE	3,018		-	1,600	430	5,048	-

Private**Commercial docks**

General conventional freight	-	-	-	-	-	-	-
Containers	-	-	-	-	-	-	-
RO-RO berths	-	-	-	-	-	-	-
Bulk solids without a special installation	-	-	-	-	-	-	-
Bulk solids via a special installation	550	-	150	-	-	700	-
Bulk liquids	1,119	575	737	140	-	2,571	-
Multi-purpose	-	-	-	-	-	-	-
Passengers	-	-	-	-	-	-	-

Usage	Linear metres with draught "C" (m)						C < 4
	C ≥ 12	12 > C ≥ 10	10 > C ≥ 8	8 > C ≥ 6	6 > C ≥ 4	Total	
Other quays							
Fishing	-	-	-	-	-	-	-
Weapons, repairs and scrap	-	-	-	-	337	337	-
Various	-	-	-	-	590	590	28
TOTAL FOR PRIVATE	1,669	575	887	140	927	4,198	28
TOTAL FOR SERVICE AND PRIVATE	4,687	575	887	1,740	1,357	9,246	28

Land and storage areas (m²)

Land and storage areas (m ²)	Designation	Warehouses			Roads	Others	Total
		Uncovered	Covered and open	Closed			
	North Fishing Industrial Estate				53,878	217,656	271,534
	Concessions					131,323	
	Others					86,332	
	Communications and services				53,878		
Levante:	Levante quay and surroundings	29,690		2,760	74,240	172,560	279,250
	Warehouse 1			1,560			
	Warehouse 2			1,200			
	Storage Area	29,690					
	Concessions					29,596	
	Others					142,965	

Land and storage areas (m ²)	Designation	Warehouses			Roads	Others	Total
		Uncovered	Covered and open	Closed			
	Communications and services				74,240		
	Cross streets and Punta del Sebo				675,294	2,481,476	3,156,769
	Concessions					1,348,458	
	Others					1,133,017	
	Communications and services				675,294		
	Outer Port	671,113		216,718	366,265	2,777,968	4,032,065
Muelle de Minerales							
	Storage Area	11,846					
Ciudad de Palos							
	Storage Area	109,459					
	Ing. Juan Gonzalo:			16,720			
	Warehouse 1			3,600			
	Warehouse 2			4,760			
	Warehouse 3			3,600			
	Warehouse 4			4,760			
	Storage Area	183,830					
	Atlantic Copper, S.L.U.(C-1187 and C-1348)			14,895			
	Bergé Marítima, S.L. (C-1409)	17,570		17,570			
	ImpalaTerminals Huelva, S.L.U. (C-1309)	101,913		48,143			

Land and storage areas (m ²)	Designation	Warehouses			Roads	Others	Total
		Uncovered	Covered and open	Closed			
South Quay							
Storage area		170,773					
Yilport Huelva, S.L.		54,697.6					
	Outer port (outside the docks)						
	Algeposa Huelva, S.L. (C-1151)			53,542			
	Servimad (C-968)			10,947			
	Bergé Marítima, S.L. (C-1144 Y C-1045)			28,667			
	García-Munté Energía, S.L. (C-1110)	32,327					
	Congrasur (C-1048)			7,155			
	Bergé Marítima, S.L. (C-1210)			9,451			
	Aridos Anfersa, S.L. (C-1501)			9,627			
	Consignaciones y Graneles del Suroeste S.A. (A01631)	9,035					
	García-Munté Energía, S.L. (A01600)	15,000					
	Bergé Marítima, S.L. (A01622)	19,360					
	Concessions					1,331,622	
	Others					1,446,347	

Land and storage areas (m ²)	Designation	Warehouses			Roads	Others	Total
		Uncovered	Covered and open	Closed			
	Communications and services				366,265		
	River Odiel Marshes				224,316	5,801,597	6,025,913
	Concessions					203,196	
	Others					5,598,400	
	Communications and services				224,316		
	River Tinto Marshes				501,937	3,554,087	4,056,024
	Concessions					116,111	
	Others					3,437,975	
	Communications and services				501,937		
		700,803		219,478	1,895,929	15,005,343	17,821,554

Cold stores and ice factories

Location	Description	Owner	Storage	Observaciones
Avda. Fco. Montenegro, 1. ^a Transversal (Cross street)	Refrigerated warehouse	Frigoríficos El Retorno, S.L.	9,000	Storage from -18° to -20°. Various
Pesquero Norte Industrial Estate	Refrigerated warehouse	Expromar, S.A.	2,400	Storage: -18°. Various
Polígono Finca Villafría	Refrigerated warehouse	Dimarosa	51,000	Refrigeration and freezing chambers
Polígono Finca Villafría	Refrigerated warehouse	Krustagroup	29,000	-24° with shelves for 5,000 europallets. Storage chamber: 0° (572 m ³)
Pesquero Norte Industrial Estate	Ice factory	Hielos Costa de la Luz	No details	In operation

Maritime terminals

Location	Owner	Traffic	Surface area (m ²)
South Quay	Balearia Eurolíneas Marítimas, S.A.	Huelva - Canary Islands	1,150.00
South Quay	Naviera Armas, S.A.	Huelva - Canary Islands	75.00

Fishing installations

Type of installation	Location	Surface area m ²
Fish market	Levante Quay	2,280.92
Warehouse	Pesquero Norte Industrial Estate	1,620
Fishers, shipowner's warehouses or sheds	Pesquero Norte Industrial Estate	4,860
Fish preparation and packaging warehouse	Pesquero Norte Industrial Estate	18,558.64

Buildings and installations for public use

Location	Owner	Use	Characteristics
Levante North Quay	A.P.H.	Fish Auction Logistic Hub	2,000 m ² on 1st floor
Avda. Hispanoamérica-Calle Sanlúcar de Barrameda	Ministry of Defence	Naval Command	1,698 m ² on 2 floors
Avda. Real Sociedad Colombina Onubense	A.P.H.	A.P.H. Main office	2,460 m ² on 3 floors
Avda. Hispanoamérica	A.P.H.	Transformer Centre (Lighting and Housing)	100 KVA housing 125 KVA lighting
Avda. Hispanoamérica	A.P.H.	Parking facilities	413.96 m ² with 142 parking spots
Avda. Hispanoamérica and Calle Sanlúcar de Barrameda	A.P.H.	A.P.H. offices, Harbourmaster's Office, Port Services Control Centre, SASEMAR, The Port of Huelva Stevedoring Society, Civil Guard, Health Control at Borders	2,689.26 m ² on 3 floors (3 buildings)

Location	Owner	Use	Characteristics
Levante Quay	A.P.H.	Puerto del Príncipe parking facilities	576 m ² with 197 parking spots
Levante Quay	A.P.H.	Nº2 Transformer Centre North	630 KVA
Levante Quay	A.P.H.	Huelvaport	16.70 m ²
Levante Quay	A.P.H.	Commercial Department Office	223.30 m ²
Levante Quay	A.P.H.	Office of the Storage, Facilities and Ground Operations Division	240 m ² on 2 floors
Levante Quay	A.P.H.	Customs Unit	72 m ² on 1 floor
Levante Quay	A.P.H.	Guardia Civil Control Post	11.95 m ²
Levante Quay	A.P.H.	Guardia Civil Control Post Parking facilities	427.03 m ² with 146 parking spots
Levante Quay	A.P.H.	Premises (3) of the maritime service of the State Tax Administration Agency	48.8m ²
Levante Quay	A.P.H.	Premises (4) of the General Directorate of the Civil Guard	65.07 m ²
Levante Quay	A.P.H.	Transformer Centre nº1 South	630 KVA
Avenida de Hispanoamérica	A.P.H.	Port parking facilities	665 m ² on 1 floor
Avenida de Hispanoamérica	A.P.H.	Port of Huelva Reception and Documentation Centre	875 m ² on 1 floor
Avda. Fco. Montenegro	A.P.H.	La Ría Promenade Parking facilities	732.78 m ² perpendicular with 251 parking spots and 466.68 m ² with 90 parallel spots
Avda. Fco. Montenegro	A.P.H.	La Ría Promenade	81,525 m ² promenade
Avda. Fco. Montenegro	A.P.H.	Paseo de la Ría bathrooms	134.20 m ² 10 plant modules (13.42 m ²)
Avda. Fco. Montenegro	A.P.H.	Parking facilities	75.49 m ² with 26 parking spots
Avda. Fco. Montenegro	A.P.H.	Parking facilities Fertiberia	425.06 m ² with 146 parking spots

Location	Owner	Use	Characteristics
Avda. Fco. Montenegro	A.P.H.	Real Club Marítimo parking facilities	196.62 m ² with 67 perpendicular parking spots and 70.21 m ² with 14 parallel parking spots
Avda. Fco. Montenegro	A.P.H.	Colón Parking facilities	105.12 m ² with 36 parking spots
Avda. Fco. Montenegro	A.P.H.	Térmica Parking facilities	78.06 m ²
Oil Tanker Quay	A.P.H.	Civil Guard Control Post	6.63 m ²
Oil Tanker Quay	A.P.H.	Transformer Centre	100 KVA
Oil Tanker Quay	A.P.H.	Parking facilities	122.14 m ² with 42 perpendicular parking spots and 28 for trucks
Arenillas Tower	A.P.H.	Central Control Tower	800 m ² on 4 floors
Arenillas Tower	A.P.H.	Treatment plant	1,500 m ² for storage 555 m ² warehouse
Ciudad de Palos Quay	A.P.H.	Transformer Centre nº5 y nº6	nº5 630 KVA strength nº5 250 KVA lighting nº6 630KVA
Minerales Quay	A.P.H.	Transformer Centre	160 KVA lighting 800 KVA fuerza
Isla Saltés Quay	A.P.H.	Transformer Centre	100 KVA
Ingeniero Juan Gonzalo Quay	A.P.H.	Parking facilities	516.56 m ² with 129 parking spots
Ingeniero Juan Gonzalo Quay	A.P.H.	Transformer Centre Workshops	315 KVA
Ingeniero Juan Gonzalo Quay	A.P.H.	Transformer Centre nº1	630 KVA
Ingeniero Juan Gonzalo Quay	A.P.H.	Transformer Centre nº2	630 KVA strength 250 KVA lighting

Location	Owner	Use	Characteristics
Ingeniero Juan Gonzalo Quay	A.P.H.	Transformer Centre nº3	630 KVA
Ingeniero Juan Gonzalo Quay	A.P.H.	Transformer Centre nº4	630 KVA
Ingeniero Juan Gonzalo Quay	A.P.H.	Civil Guard Control Post	11.95 m ²
South Quay	A.P.H.	Transformer Centre Terminal Ferroviaria	400 KVA
South Quay	A.P.H.	Transformer Centre nº1	630 KVA
South Quay	A.P.H.	Lighting Transformer Centre-PIF	630 KVA
South Quay	A.P.H.	New access control, Portuary Police, Civil Guard	64.64 m ² for two modules de 32.32 m ² of 1 floor
South Quay	A.P.H.	Bathrooms and vending machines	80.67 m ² on 1 floor. Corbel of 94.07 m ²
South Quay	A.P.H.	Customs	73.65 m ² on 1 floor
South Quay	A.P.H.	National Police cabins	22.68 m ² . 2 cabins of 6.30 m ² and one cabin of 10.08 m ²
South Quay	A.P.H.	Customs	180.40 m ² on 1 floor
South Quay	A.P.H.	Phytosanitary Control	1,776.82 m ²
South Quay	A.P.H.	Warehouse means to combat marine pollution	540.30 m ²
Mazagón	A.P.H.	Civic building (Casa Vigia - Observation house)	240 m ² on 2 floor

Moles

Description	Lenght(m)	Characteristics
Juan Carlos I, King of Spain mole	13,000	Flow-over type, made of quarry stone, layers of rockfill with edges up to 9 tonnes and parallelepiped concrete blocks up to 4.5m ³

Schematic map of lighthouses and beacons



See General Map of the Port of Huelva

It is necessary to install the Google Earth application to visualize it. The Port Authority of Huelva is solely responsible for updating the contents referring to the beaconing of its service area..

Relationship of lighthouses and beacons

Number	Name and position	Description	Colour	Rhythm	Range in miles
8730	River Odiel, Cardinal direction: west	Castillete	B	8 Ct	5
8740	River Odiel n.º 1	Triangular marker	V	D	4
8750	River Odiel n.º 2	Cylindrical marker	R	D	4
8760	River Odiel n.º 3	Triangular marker	V	Gp. D (2)	3
8770	River Odiel n.º 4	Cylindrical marker	R	Gp. D (2)	3
8780	River Odiel n.º 5	Triangular marker	V	Gp. D (3)	3
8790	River Odiel n.º 6	Cylindrical marker	R	Gp. D (3)	3
8800	River Odiel Fork No. 7	Triangular marker	V	Gp. D 2+1	3
8810	River Odiel n.º 8	Cylindrical marker	R	Gp. D (4)	4
8722	Day/night leading lights	Cylindrical/conical tower	VBR	Sectorial	D 5,9 / N 8
8820	River Odiel n.º 9	Triangular marker	V	D	3
8830	River Odiel n.º 10	Cylindrical marker	R	D	3
8840	River Odiel n.º 11	Triangular marker	V	Gp. D (2)	3
8850	River Odiel n.º 12	Cylindrical marker	R	Gp. D (2)	3
8855	Vigia submerged breakwater	Castillete	B	Gp. D (2)	3
8870	River Odiel n.º 13	Triangular marker	V	Gp. D (3)	3
8880	River Odiel n.º 14	Cylindrical marker	R	Gp. D (3)	3

Number	Name and position	Description	Colour	Rhythm	Range in miles
8890	River Odiel n.º 15	Triangular marker	V	1 D	3
8900	River Odiel n.º 16	Cylindrical marker	R	Gp. D (4)	3
8905.2	South Mooring Buoy - South port-side	Special marker	A	1 D	1
8905.4	South Mooring Buoy - South starboard-side	Special marker	A	1 D	1
8905.6	South Mooring Buoy - North port-side	Special marker	A	1 D	1
8905.8	South Mooring Buoy - North starboard-side	Special marker	A	1 D	1
8810.1	River Odiel n.º 18	Cylindrical marker	R	1 D	3
8911.2	Centre Mooring Buoy - South port-side	Special marker	A	Gp. D (4)	1
8911.3	Centre Mooring Buoy - South starboard-side	Special marker	A	Gp. D (4)	1
8911.4	Centre Mooring Buoy - North port-side	Special marker	A	Gp. D (4)	1
8911.5	Centre Mooring Buoy - North starboard-side	Special marker	A	Gp. D (4)	1
8925.2	North Mooring Buoy - South port-side	Special marker	A	Gp. D (5)	1
8925.4	North Mooring Buoy - South starboard-side	Special marker	A	Gp. D (5)	1
8925.6	North Mooring Buoy - North port-side	Special marker	A	Gp. D (5)	1
8925.8	North Mooring Buoy - North starboard-side	Special marker	A	Gp. D (5)	1
8940	River Odiel n.º 20	Cylindrical marker	R	Gp. D (2)	3
8975	River Odiel n.º 22	Cylindrical marker	R	Gp. D (3)	3
*8945	River Odiel n.º 20 M1	Special marker	A	1 D	1
*8950	River Odiel n.º 20 M2	Special marker	A	1 D	1
9010	River Odiel n.º 24	Cylindrical marker	R	4 D	3
9005	River Odiel n.º 26	Cylindrical marker	R	3 D	3

Number	Name and position	Description	Colour	Rhythm	Range in miles
9070	River Odiel n.º 28	Cylindrical marker	R	4 D	3
***9040.2	South buoy	Special marker	A	1 D	1
***9040.3	North-east buoy	Special marker	A	1 D	1
***9040.4	North-west buoy	Special marker	A	1 D	1
8060	Puente del Burro Fork No. 34	Cylindrical marker	R	Gp. D (2+1)	3
8700	Picacho lighthouse	Octagonal tower	B	Gp. D (2+4)	25
8710	Morro dike lighthouse	Cylindrical tower	B & R	Gp. D (3+1)	10
8570	El Rompido lighthouse	Cylindrical tower	B	Gp. D (2)	24
8175	Matalascañas lighthouse (Higuera)	Triangular tower	B	Gp. D (3)	20
8670	Crude oil unloading buoy	Special marker	A	Gp. D (4)	8
8680	Buoy 1 oil pipeline	Special marker	A	Gp. D (4)	5
8685	Buoy 2 oil pipeline	Special marker	A	Gp. D (4)	5
8690	Buoy 3 oil pipeline	Special marker	A	Gp. D (4)	5
8692	Buoy 4 oil pipeline	Special marker	A	Gp. D (4)	5
8694	Buoy 5 oil pipeline	Special marker	A	Gp. D (4)	5
8860	Casa Vigia (Observation House) Beacon	Post with special marker	A	D	1
8886	South Quay Beacon - North	Beacon on a support structure	V	Gp. D (4)	3
8882	South Quay Beacon - Centre	Beacon on a support structure	V	Gp. D (4)	3
8881	South Quay Beacon - South	Beacon on a support structure	V	Gp. D (4)	3
8881,1	Duque Alba South Quay Beacon	Beacon on a support structure	A	D	3
8912	Decal Jetty Beacon	Post with a beacon	V	Gp. D (2)	3
8914	Decal Jetty Beacon	Post with a beacon	V	Gp. D (2)	3
8918	Decal Jetty Beacon - North	Post with a beacon	V	Ct	3
8960	Reina Sofia Jetty Beacon	Post with a beacon	V	Gp. D (3)	3

Number	Name and position	Description	Colour	Rhythm	Range in miles
8963	Reina Sofia Jetty Beacon	Post with a beacon	V	Gp. D (3)	3
8965	Reina Sofia Jetty Beacon	Post with a beacon	V	Gp. D (3)	3
8915	Fenosa Emissary Beacon	Post with a limit marker	A	Ct	1
8970	Enagas Jetty Beacon	Post with a beacon	V	Gp. D (4)	3
8972	Enagas Jetty Beacon	Post with a beacon	V	Gp. D (4)	3
8977	FORET Jetty	Post with a beacon	V	D	3
8977,1	FORET Jetty	Post with a beacon	V	D	3
8980	Atlantic Jetty - South	Post with a beacon	V	Gp. D (2)	3
8981	Atlantic Jetty - Outer	Post with a beacon	V	Gp. D (2)	3
8985	Ercross-Atlantic Copper Jetty	Post with a beacon	V	Gp. D (3)	3
8990	Ercross-Atlantic Copper Jetty	Post with a beacon	V	Gp. D (3)	3
9015	Juan Gonzalo Extension - South	Post with a beacon	V	Gp. D (4)	3
9016	Juan Gonzalo Quay	Beacon	V	1 D	3
9035	Ore Quay	Beacon	V	Gp. D	3
9040	Quay for tugs	Post with a beacon	V	Gp. D	3
9045	Oil Tanker Quay	Post with a beacon	V	Gp. D (2)	3
9047	Oil Tanker Quay	Post with a beacon	V	Gp. D (2)	3
9050	Buoy No. 30	Cylindrical marker	R	Gp. (2D)	3
9052	Buoy No. 32	Cylindrical marker	R	Gp. (3D)	3
9054	Buoy No. 17 Fork	Triangular marker	V	Gp. D (2+1)	3
9055	Yacht Club	Beacon	V	4 D	1
9055,1	Yacht Club	Beacon	V	Ct	1
9055,3	Yacht Club	Beacon	V	Gp D (2)	1

Number	Name and position	Description	Colour	Rhythm	Range in miles
9065	Fertiberia - Fertiliser	Post with a beacon	V	D	3
9067	Fertiberia - Fertiliser	Post with a beacon	V	D	3
9075	Buoy No. 36	Cylindrical marker	R	Gp. 1 D	3
9084	Atlantic Copper - North	Post with a beacon	G	Gp. D (2)	3
9086	Atlantic Copper - North	Post with a beacon	G	Gp. D (2)	3
9090	Fertiberia - Phosphoric acid/ compounds	Post with a beacon	G	Gp. D (3)	3
9095	Fertiberia - Phosphoric acid/ compounds	Post with a beacon	G	Gp. D (3)	3
9100	Buoy No. 38	Cylindrical marker	R	Gp. 3 D	3
9110	Buoy No. 19	Triangular marker	V	Gp. D (4)	3
9120	Tinto Quay	Beacon	V	D	3
9121	Buoy No. 40	Cylindrical marker	R	D	3
9122	Jetty for official launches	Beacon	V	Gp. D (2)	1
9122,5	Jetty for official launches	Beacon	V	Gp. D (2)	1
9123,1	Buoy R1	Special marker	A	D	3
9123,2	Buoy R2	Special marker	A	D	3
9125	Levante Centre Quay	Beacon	V	Gp. D (3)	3
9135	Tharsis Quay	Beacon	R	Gp. D (4)	3
9025	Saltés Quay	Beacon	R	D	3
9170	La Rábida Quay	Post with a beacon	V	Ct	1
9155	Tinto Bridge	Beacon	V	Ct	1
9150	Tinto Bridge	Beacon	R	Ct	1
9160	Tinto Bridge	Beacon	R	Ct	1
9145	Tinto Bridge	Beacon	V	Ct	1
8665	Burro Bridge	Beacon	V	Ct	1

Number	Name and position	Description	Colour	Rhythm	Range in miles
8665,1	Burro Bridge	Beacon	R	Ct	1
8665,2	Burro Bridge	Beacon	V	Ct	1
8665,3	Burro Bridge	Beacon	R	Ct	1

*Delimits the manoeuvring area to turn Enagas vessels around

*** Old Ore Quay turn-around area

Installations for vessels

Dry docks	Not applicable
Floating docks	Not applicable
Slipways	Not applicable
Shipyards	New Huelva Shipyard

Vessel supply services

Type of supply	Location	Nº. of outlets	Hourly capacity for each outlet	Hourly capacity of the quay	Supplier
Liquid fuels	Levante Quay	6	B15 Diesel	Diesel B 90	CEPSA Supply Station
Liquid fuels	Oil Tanker Quay	4	1,000	4,000	CEPSA
Liquid fuels	Reina Sofia Jetty	1	IFO-180	Diesel	CEPSA
Lubricant	M/T "Galileo J"	1	7	Lubricating oil	Sermalub
Liquid fuels	Oizmendi	2	600 m ³	HFO/GO	Itsas Gas Bunker Supply, S.L.
Water	Levante Quay	33	17	51	Amasur, S.A.L.
Water	Oil Tanker Quay	2	17	17	Amasur, S.A.L.

Type of supply	Location	Nº. of outlets	Hourly capacity for each outlet	Hourly capacity of the quay	Supplier
Water	Ore Quay	5	17	34	Amasur, S.A.L.
Water	Ingeniero Juan Gonzalo/Ciudad de Palos Quay	38	17	51	Amasur, S.A.L.
Water	South Quay	14	17		Amasur, S.A.L.
Water	“Otani” barge	1	30		Amasur, S.A.L.

Mechanical land resources

Cranes

DOCKSIDE CRANES

Location	Owner	Nº	Make	Type	Power	Force	Height above the MLWS	Container throughput/hour	Year
South Quay	Yilport Huelva	1	Paceco	Panamax containers	Electrical	30-40	31	20-22	1984
South Quay	Yilport Huelva	1	Paceco	PostPanamax containers	Electrical	40-50	36	21-24	1990
South Quay	Yilport Huelva	1	Kalmar	Super PostPanamax containers	Electrical	65	38		2004

MOBILE CRANES

Location	Owner	Nº	Make	Type	Power	Force	Height above the MLWS	Throughput tonnes/hour	Year
Ingeniero Juan Gonzalo/ Ciudad de Palos	Bergé	2	Liebherr LHM 400	Móvil	Gas-Oil	52	45	700	2002
Ingeniero Juan Gonzalo/ Ciudad de Palos	Algeposa	1	Liebherr LHM 400	Móvil	Gas-Oil	52	45	600	1996
Ingeniero Juan Gonzalo/ Ciudad de Palos	Algeposa	1	Liebherr LHM 500	Móvil	Gas-Oil	52	48	700	2004
Ingeniero Juan Gonzalo/ Ciudad de Palos	Algeposa	1	Liebherr LHM 600	Móvil	Gas-Oil	74	45	900	2007
Ingeniero Juan Gonzalo/ Ciudad de Palos	Servimad	1	Gottwald HMK 330	Móvil	Gas-Oil	80	46,6	970	2001
Ingeniero Juan Gonzalo/ Ciudad de Palos	Servimad	1	Mantsinen 90 M	Móvil	Gas-Oil	8	20	970	2012
Ingeniero Juan Gonzalo/ Ciudad de Palos	Ership	1	Gottwald HMK 360	Móvil	Gas-Oil	63	47	1,500	2006
Ingeniero Juan Gonzalo/ Ciudad de Palos	Ership	1	Gottwald HMK 6407B	Móvil	Gas-Oil	100	50	1,112	2013

Location	Owner	Nº	Make	Type	Power	Force	Height above the MLWS	Throughput tonnes/hour	Year
Ingeniero Juan Gonzalo/ Ciudad de Palos	Ership	1	Gottwald GHMK 6507B	Móvil	Gas-Oil	120	51	1,112	2016
Ingeniero Juan Gonzalo/ Ciudad de Palos	Ership	1	Gottwald HMK 6407B	Móvil	Gas-Oil	100	50	1,007	2018
Impala Terminal	Impala	1	Liebherr LHM 550	Móvil	Gas-Oil	300	64	2,300	2015

NUMBER OF CRANES SUMMARY

Type	Service	Private	Total
GANTRY			
Up to 6 tonnes			
Between 7 and 12 tonnes			
Between 13 and 16 tonnes			
Over 16 tonnes		5	5
Mobile	0	12	12
Total	0	17	17

Special loading and unloading installations

Location	Owner	Year of manufacture	Characteristics
Decal España (lighters) jetty	DECAL ESPAÑA, S.A.	2008	<p>Total length L 84.93 m Dead weight 5,000 tonnes Beam B 16.00 m Max. draught when loaded 6.00 m Displacement when loaded P 6,800 tonnes A docking and loading/unloading platform Two berthing dolphins Pedestrian walkways with pipe support Berthing fenders Quick release mooring hooks</p>
Fertiberia, S.L. (Phosphoric acid/compounds) jetty	A.P.H.	1975	<p>Throughput:</p> <ul style="list-style-type: none"> • Loading phosphoric acid - 200 to 250 tonnes/hour • The company currently using this is Fertiberia S.L..
Atlantic Copper, S.L.U. north jetty	ATLANTIC COPPER, S.L.U.	2010	<p>One 14" pipeline for loading sulphuric acid Throughput depending on the vessel</p>
Fertiberia, S.L. (Fertiliser) jetty	A.P.H.	1966 1999	<p>An ammonia pipeline (loading/unloading) 200 to 250 tonnes/hour Conveyor belt for loading (NPK, DAP, MAP fertilisers) 300 to 400 tonnes/hour The company currently using this is Fertiberia S.L..</p>
Single buoy crude oil terminal	CEPSA	1966	<p>Draught: 16.50 m 3,800 tonnes/hour</p>

Location	Owner	Year of manufacture	Characteristics
Arenillas Tower Oil Tanker Quay	A.P.H.	1966	<p>8 loading arms per berth</p> <p>South berth:</p> <ul style="list-style-type: none"> • 5 loading arms • 1 arm for deballasting • 1 arm for loading liquefied gases • 1 loading arm for vapour return <p>Berth N:</p> <ul style="list-style-type: none"> • 5 loading arms • 1 arm for deballasting • 1 loading arm for benzene • 1 loading arm for cyclohexane <p>Throughput:</p> <ul style="list-style-type: none"> • Heavy products and medium distillates: 1000 m³/h • Benzene and cyclohexane: 250 m³/h • Liquefied gases: 250 m³/h • Gasoline/petrol: 700 m³/h <p>The only company using this installation at present is Cepsa</p>
Atlantic Copper, S.L.U. jetty TNP-2	ATLANTIC COPPER, S.L.U.	1975	<p>Throughput:</p> <ul style="list-style-type: none"> • 200 mm pipeline for sulphuric acid or 250 m³/h

Location	Owner	Year of manufacture	Characteristics
Reina Sofía Jetty	CEPSA	1976	<p>Four Berths</p> <p>Berth E:</p> <ul style="list-style-type: none"> • 2 x 12" lines for benzene and ballast • 4 x 14" lines for fuel oil, asphalt, vegetable oil and biodiesel • 6 x 8" lines for phenol, acetone, propylene, methanol, soda and benzene • 1 x 4" line for return • 1 x 10" line for Petrosol <p>Berth O:</p> <ul style="list-style-type: none"> • 2 14" lines for fuel oil and asphalt • 8" arm on East berth - 1 x 12" line for ballast • 8" arm on West berth - 4 x 8" lines for phenol, acetone, propylene and cumene • 1 x 4" line for return • 1 x 6" line for A.M.S. <p>Berth C:</p> <ul style="list-style-type: none"> • 1 x 10" line for ethanol • Two 6" loading arms on West berth - 1 x 8" line for methanol <p>4th Berth:</p> <ul style="list-style-type: none"> • 3 x 12" lines for VGO, ballast and naphtha • 4 x 14" lines for fuel oil, asphalt, vegetable oil and biodiesel • Throughput depending on the vessel
Levantino-Aragonesa de Tránsitos, S.A. jetty	Levantino-Aragonesa de Tránsitos, S.A.	1981	<p>One 8" pipeline for unloading phosphoric and sulphuric acid</p> <p>Throughput depending on the vessel</p>
Atlantic Copper, S.L.U. jetty TNP-1	ATLANTIC COPPER, S.L.U.	1984	<p>One 14" pipeline for loading/unloading sulphuric acid and caustic soda</p> <p>Throughput depending on the vessel</p>
South Quay	A.P.H.	1987	<p>One Roll-On Rol-Off ramp for vessels</p> <p>Capacity: 2 vessels. Width: 27,51 m. Length: 50.40 m</p>
Enagas, S.A. jetty	ENAGAS, S.A.	1988	<p>Two arms for unloading LNG at 2,000 m³/h c.u.</p> <p>Arm for handling LPG</p> <p>Four 16" arms for LNG</p> <p>One loading arm for vapour return</p>

Location	Owner	Year of manufacture	Characteristics
Decal España North jetty	DECAL ESPAÑA, S.A.	1995	Five arms for loading/unloading liquid fuels One of 1,250 m ³ /h for diesel fuel One of 750 m ³ /h for gasoline/petrol One of 800 m ³ /h for cyclohexane One of 1,250 m ³ /h for oil One 600 m ³ /h hose for methanol
Decal España South jetty	DECAL ESPAÑA, S.A.	2009	Five arms for loading/unloading liquid fuels One of 1,250 m ³ /h for diesel fuel One of 1,250 m ³ /h for oil One of 1,250 m ³ /h for methyl ester One of 1,250 m ³ /h for fuel One of 600 m ³ /h for methanol
Decal España South jetty 2	DECAL ESPAÑA, S.A.	2021	Six arms for loading/unloading liquid fuels
Impala quay	IMPALA TERMINALS HUELVA, S.L.	2015	Length: 240 m Dead weight: 80,000 DWT Conveyor belts for loading/unloading metal concentrates of 1000 tonnes/hour

Auxiliary material for loading, unloading and transportation

Material Type	Owner	N.º	Power used	Characteristics
Conveyor Belt Feedera	Bergé	1	Electrical	350m ³
Forklift trucks	Bergé	1	Diesel fuel	12 tonnes
Forklift trucks	Ership	1	Diesel fuel	3 tonnes
Forklift trucks	Ership	1	Diesel fuel	3.5 tonnes
Forklift trucks	Ership	1	Diesel fuel	7 tonnes
Forklift trucks	Ership	1	Diesel fuel	8 tonnes
Conveyor belts	Bergé	1	Electrical	500 tonnes/hour
Conveyor belts	Bergé	1	Electrical	TAIM-TFG
Automatic Clamshell Buckets	Ership	13		
Automatic Clamshell Buckets	Bergé	2		40 m ³

Material Type	Owner	N.º	Power used	Characteristics
Automatic Clamshell Buckets	Bergé	1		35 m ³
Automatic Clamshell Buckets	Servimad	1		40 m ³
Bulk hopper	Servimad	1	Electrical	140 m ³
Loaders	Servimad	1	Diesel fuel	950G
Loaders	Bergé	1	Diesel fuel	L35B
Loaders	Bergé	1	Diesel fuel	L70D
Loaders	Bergé	1	Diesel fuel	L70E
Loaders	Bergé	1	Diesel fuel	L70F
Loaders	Bergé	1	Diesel fuel	L180E
Automatic grab bucket	Bergé	1		40m ²
Bulk hopper	Ership	2	Electrical	150 tonnes
Bulk hopper	Bergé	2	Electrical	150 tonnes
Bulk hopper	Bergé	2	Electrical	300 tonnes
Loaders	Bergé	2	Diesel Fuel	L150F
Loaders	Bergé	7	Diesel Fuel	L180H
Loaders	Bergé	1	Diesel Fuel	L110F
Loaders	Ership	9	Diesel Fuel	L150G
Loaders	Ership	3	Diesel Fuel	L110G
Conveyor Belt Feeder	Congrasur	1	Electrical	350m ³ 2
Conveyor belts	Congrasur	1	Electrical	600 tonnes/h
Conveyor belts	Congrasur	1	Electrical	900 tonnes/h
Loaders	Congrasur	2	Diesel Fuel	L150H
Loaders	Congrasur	2	Diesel Fuel	L120H
Loaders	Congrasur	1	Diesel Fuel	L120E

Material Type	Owner	N.º	Power used	Characteristics
Loaders	Congrasur	1	Diesel Fuel	L180C
Loaders	Congrasur	1	Diesel Fuel	L120G
Forklift trucks	Algeposa	1	Diesel Fuel	5 tonnes
Forklift trucks	Algeposa	1	Diesel Fuel	40 tonnes
Automatic Clamshell Buckets	Algeposa	1		70m ³
Automatic Clamshell Buckets	Algeposa	1		52m ³
Automatic Clamshell Buckets	Algeposa	1		47.5m ³
Automatic Clamshell Buckets	Algeposa	1		42.5m ³
Automatic Clamshell Buckets	Algeposa	1		33m ³
Automatic Clamshell Buckets	Algeposa	1		28m ³
Automatic Clamshell Buckets	Algeposa	1		23.5m ³
Automatic Clamshell Buckets	Algeposa	1		16m ³
Automatic Clamshell Buckets	Algeposa	1		12m ³
Loaders	Algeposa	1	Diesel Fuel	L90E
Loaders	Algeposa	1	Diesel Fuel	L150E
Loaders	Algeposa	1	Diesel Fuel	L150E
Loaders	Algeposa	1	Diesel Fuel	L120C
Loaders	Algeposa	1	Diesel Fuel	L180E
Loaders	Algeposa	1	Diesel Fuel	L120D
Loaders	Algeposa	1	Diesel Fuel	L220E
Loaders	Algeposa	1	Diesel Fuel	L180F
Loaders	Algeposa	1	Diesel Fuel	L110F
Automatic Clamshell Buckets	Algeposa	1		40 m3
Automatic Clamshell Buckets	Algeposa	1		8 m ³

Material Type	Owner	N.º	Power used	Characteristics
Backhoe loader	Algeposa	1	Diesel Fuel	40 MTC
Hydraulic hopper	Algeposa	1	Electrical	50 tonnes
Tractor unit	Yilport Huelva	9	Diesel Fuel	450 CV
Forklift trucks	Yilport Huelva	1	Diesel Fuel	16 tonnes
R.Stacker	Yilport Huelva	5	Diesel Fuel	CS45

Other auxiliary material

Material Type	Owner	N.º	Power used	Characteristics
Sweeper	Ership	1	Diesel fuel	2500ACH
Drum Loader	Zalviport	1	Diesel fuel	
Lifting Platform	Ership	2	Diesel fuel	HA 16 DX
Towing Platform	Yilport Huelva	8		
Articulated Platform	Algeposa	1	Electrical	50 tonnes
Lifting Platform	Bergé	1	Electrical	20PX
Lifting Platform	Zalviport	1	Electrical	6x4 m ³
Lifting Platform	Zalviport	1	Electrical	3x4 m ³
Electric Pallet Truck	Zalviport	7	Electrical	2 tonnes
Sundry vehicles	Bergé	1	Diesel fuel	Automatic

Floating equipment

Dredgers

Not applicable

Tugs

Name	Owner	Power used	Length (m)	Beam (m)	Draught (m)	Power (HP)	Year of manufacture
V.B. Cierzo	Auxmasa - G. Boluda	Diesel fuel	29.50	11.00	4.00	5,230	2002
V.B. Bora	Auxmasa - G. Boluda	Diesel fuel	29.50	11.00	4.00	5,230	2001
V.B. Huelva	Auxmasa - G. Boluda	Diesel fuel	29.50	11.00	4.00	4,080	1995
V.B. Talisman	Auxmasa - G. Boluda	Diesel fuel	32.50	11.50	4.00	5,163	2000
Sertosa Cinco	Auxmasa - G. Boluda	Diesel fuel	26.80	7.70	3.88	2,250	1967
V.B. Bravo	Auxmasa - G. Boluda	Diesel fuel	35.50	13.00	6.70	8,150	2009
Yarcla*	Feramar Remolcadores, S.L.	Diesel fuel	15.00	5.50	2.39	550	1999
Yarcla Cinco	Feramar Remolcadores, S.L.	Diesel fuel	22.00	7.00	2.90	2,200	2000
Yarcla Quince	Feramar Remolcadores, S.L.	Diesel fuel	25.00	7.20	2.84	1,220	1963
Yarcla Diez	Feramar Remolcadores, S.L.	Diesel fuel	14.00	4.64	3.50	480	1967
Río Coa	Amarre y Desamarre Molina e Hijos, S.L.	Diesel fuel	15.87	4.67	1.62	365	1965
Gogor	Amarre y Desamarre Molina e Hijos, S.L.	Diesel fuel	26.80	7.91	3.97	2,030	1977
Aitor Uno	Amarre y Desamarre Molina e Hijos, S.L.	Diesel fuel	21.50	7.15	3.80	1,400	1978

*Fitted with a 2.5 tonne crane.

Dump Scows, Lighters and Barges

Name	Owner	Power used	Power (HP)	Length (m)	Beam (m)	Draught (m)	Year of manufacture
Yarcla Seis	Feramar Remolcadores, S.L.	Diesel oil		20	7.20	3.15	2005
Oizmendi	Itsas Gas Bunker Supply, S.L.	Diesel oil	1,074	80	15	5.25	2009
Galileo J.	Sermalub, S.L.	Diesel oil	194	20	5.48	2.59	1966
Cisterna Dos	Amasur, S.L.	Diesel oil	240	15	5	2.50	1978
Otani	Amasur, S.L.	Diesel oil	400	22	6.18	3.16	1979
Green Huelva	Amasur, S.L.	Diesel oil	564	19.25	8.80	2.60	2018

Floating Cranes

Name	Owner	Power used	Characteristics	Characteristics of the work			Year of manufacture
				Force (tonnes)	Reach (m)	Height above sea (m)	
Pontodiel	Feramar Remolcadores, S.L.	Towing	Load: 250 tonnes	20	-	-	2009

Other auxiliary floating service equipment

Name	Owner	Type	Characteristics	Year of manufacture
Punta del Sebo	Serodiel, S.L.	Catamaran	2 x 190 HP motors and length of 18.70 m	1997
Isla de Bacuta	A.P.H.	Catamaran	2 x 260 HP motors and length of 11.83 m	2004
Canoa de Punta Umbría	Tourdetania Tour, S.L.	Tourist tickets	24 m long and 6.28 m beam	
Villa de Palos	Serodiel, S.L.	Tourist tickets	2 x 102 kW motors and length of 15.33 m	1993

Name	Owner	Type	Characteristics	Year of manufacture
Galatea	Serodiel, S.L.	Auxiliary vessel	2 x 238 HP motors and length of 16 m	1979
Segundo Castillo	Amarre y Desamarre Molina	Auxiliary vessel	325 kW and length of 22 m	1993
Yarcla Cuatro	Feramar Remolcadores, S.L.	Auxiliary vessel	1 x 280 HP motor and length of 9.5 m	2007
Yarcla Siete	Feramar Remolcadores, S.L.	Auxiliary vessel	2 x 177.2 CV motors and length of 14 m	
Yarcla Once	Feramar Remolcadores, S.L.	Auxiliary vessel	2 x 550 CV motors and length of 15 m	1993
Yarcla Doce	Feramar Remolcadores, S.L.	Auxiliary vessel	2 x 275 CV motors and length of 12.5 m	
Yarcla Catorce	Feramar Remolcadores, S.L.	Auxiliary vessel	2 x 240 CV motors and length of 14 m	1994

Land access and communications

Land access and inland communications

The main routes connecting the Port of Huelva with its hinterland are as follows:

- **A-472** Seville-Huelva.
- **A-49** Seville-Huelva-Ayamonte (motorway).
- **A-492** Aljaraque -N-431.
- **N-431** Huelva-Portugal (via Ayamonte).
- **N-435** Badajoz-Huelva.
- **N-442** Huelva-Mazagón.
- **H-624** From the Outer Port to San Juan del Puerto, bypassing Palos de la Frontera and Moguer.

The Port of Huelva is laid out in a linear manner along the Odiel estuary, where the traditional docks are laid out. These are accessed via urban roads such as Avenidas Norte, Sur, Sanlúcar de Barrameda, Real Sociedad Colombina Onubense and Tomás Domínguez Ortiz, and the Huelva estuary, which is home to the industrial installations of the outer port.

Avenida Francisco Montenegro and the bridge over the Tinto River join the inner quays with the outer port of Huelva, in such a way that both areas share common accesses, despite their different functions and the distance separating them.

The road connection with the Guadalquivir valley and the centre of the peninsula is via the A-49 to Seville, and from that point via the N-IV Andalusia dual motorway. Therefore, this road connects to the trunk roads in the state road network.

The connection between Portugal and the western area of Huelva is via the N-431 and the A-492, which connect to the section of the A-49 dual carriageway between Huelva and Portugal.

The Ayamonte international bridge connects to the Portuguese road network, which runs from the border to the Algarve region via a motorway, which in turn is connected to the motorway to Lisbon. As far as traffic with Portugal is concerned, it should be noted that the only Portuguese port that deals with ships with a large draught is Sines, meaning that Huelva's area of influence for certain types of maritime traffic can include Portuguese regions of lower Alentejo and Algarve.

Moreover, traffic from the west can access the Port via the N-431 or the A-492. It has been identified that, when approaching the city, the traffic that goes to the inner quays accesses the city by the A-492 (Aljaraque to the N-431) instead of using the N-431 and Avda. Cristóbal Colón-Paseo Marítimo-Avda. Hispanoamérica, which is a significantly shorter route, as a result of which access to the port is gained from Aljaraque or Corrales over the new bridge on the River Odiel.

To go to the Outer Port, the traffic coming from the west is channelled along the N-431, bypassing the city to the north up to the A-49 branch road, which joins Huelva and then takes the south-east ring-road. The connection to the N-435 (Badajoz - Huelva) is made from the Trigueros junction on the A-49. This motorway channels the access traffic to the city and the port in both directions, and is the main route for accessing the industrial area of Huelva. The access to the outer port from the A-49 connects to the south-west ring road, a dual carriageway that acts as a bypass of the centre of Huelva, thus avoiding urban areas and coming out on the N-422, which provides access by dual carriageway to the outer port via the bridge over the River Tinto. The N-442 (Huelva-Mazagón) is the main thoroughfare for the outer port, and is particularly important for inner port and industrial traffic. This connection allows the transportation of hazardous goods.

When evaluating road accessibility to the Port of Huelva, it is necessary to stress the importance of local and regional traffic, as nearly 80% of the traffic originates from or is going to points within a 50 km radius, which relates to the industrial area adjacent to the port or the mining installations in the region.

The Port Authority of Huelva has a road network that serves its installations and service area well. The main artery is the route made up of Avenida de Hispano América, Avenida Francisco Montenegro (the road to Punta del Sebo) and the Tinto Bridge, which link interior docks and the outer port. Traffic from Portugal, Extremadura or Seville has easy access to the service area from the A-49 motorway or CN-431. Local traffic also flows fluidly thanks to an adequate and sensible network of roads and highways.

The names and characteristics of the different roads for which the Authority is responsible are listed below:

Port	Zone	Description	Name of Road	Code	Length (m)	Width (m)	Surface type
INSIDE	1	Pol. Pesquero Norte and shipyard area	Almadraba Street	C.Zo1.ALM	308	10.5	Flexible with asphalt road surface
INSIDE	1	Pol. Pesquero Norte and shipyard area	Alonso Ojeda Street	C.Zo1.ALO	672	10.9	Flexible with asphalt road surface
INSIDE	1	Pol. Pesquero Norte and shipyard area	Arrastre Street	C.Zo1.ARR	791	10.5	Flexible with asphalt road surface
INSIDE	1	Pol. Pesquero Norte and shipyard area	Cerco Street	C.Zo1.CER	422	5.4/10.5	Flexible with asphalt road surface
INSIDE	1	Pol. Pesquero Norte and shipyard area	Enlace Avenue	C.Zo1.ENL	398	10.9	Flexible with asphalt road surface
INSIDE	1	Pol. Pesquero Norte and shipyard area	Unión Alonso Ojeda Street with Molino Avenue	C.Zo1.MOL	55	11.5	Flexible with asphalt road surface
INSIDE	2	Levante Quay Surroundings	Hispanoamérica Avenue	C.Zo2.HIS	1,324	13.4	Flexible with asphalt road surface/ concrete
INSIDE	2	Levante Quay Surroundings	Norte Avenue	C.Zo2.NOR	181	16.4	Flexible with asphalt road surface
INSIDE	2	Levante Quay Surroundings	Real Colombina Onubense Avenue	C.Zo2.RSO	128	7.5	Flexible with asphalt road surface
INSIDE	2	Levante Quay Surroundings	Sanlúcar de Barrameda Avenue	C.Zo2.SLU	166	7.5	Flexible with asphalt road surface
INSIDE	2	Levante Quay Surroundings	Levante Dock Pavement	M.LEV.PAV	1,324	80/ variable	Rigid with concrete road surface and paving stone
INSIDE	3	P.I. Punta del Sebo	Cristobal Donante Street	C.Zo3.CRI	1,386	7	Flexible with asphalt road surface

Port	Zone	Description	Name of Road	Code	Length (m)	Width (m)	Surface type
INSIDE	3	Francisco Montenegro Avenue	Francisco Montenegro Avenue	C.Zo3.FCO	4,760	20.67	Flexible with asphalt road surface/ concrete
INSIDE	3	P.I. Punta del Sebo	Unnamed Street	C.Zo3.IOC	553	7/18	Flexible with asphalt road surface
INSIDE	3	Francisco Montenegro Avenue	Monumento a la Fe Descubridora rd.	C.Zo3.MON	258	7	Flexible with asphalt road surface
INSIDE	3	P.I. Punta del Sebo	Sabina Negral. TRo Street	C.Zo3.TRo	789	7	Flexible with asphalt road surface
INSIDE	3	P.I. Punta del Sebo	Joaquín Turina-TR1 Street	C.Zo3.TR1	949	7	Flexible with asphalt road surface
INSIDE	3	P.I. Punta del Sebo	Isaac Albeniz-TR2 Street	C.Zo3.TR2	621	7	Flexible with asphalt road surface
INSIDE	3	P.I. Punta del Sebo	Calderón de la Barca-TR3	C.Zo3.TR3	821	7	Flexible with asphalt road surface
INSIDE	3	P.I. Punta del Sebo	TRANSVERSAL 4	C.Zo3.TR4	621	7	Flexible with asphalt road surface/ concrete
INSIDE	3	P.I. Punta del Sebo	TRANSVERSAL 5	C.Zo3.TR5	840	7	Flexible with asphalt road surface
INSIDE	3	Francisco Montenegro Avenue	Margen Izq. Odiel crosswalk	C.Zo3.VER	3,550	8.4	Flexible with asphalt road surface
INSIDE	3	P.I. Punta de Sebo	ZAL	C.Zo3.ZAL	409	10.9	Flexible with asphalt road surface
OUTSIDE	4	Puerto Exterior P.I. Surroundings. New Port	Costera rd.	C.Zo4.CCO	6,700	7/18	Flexible with asphalt road surface

Port	Zone	Description	Name of Road	Code	Length (m)	Width (m)	Surface type
OUTSIDE	4	Puerto Exterior P.I. Surroundings. New Port	Posterior rd.	C.Zo4.CPO	7,156	18/9	Flexible with asphalt road surface
OUTSIDE	4	Puerto Exterior P.I. Surroundings. New Port	Perpendicular 1 Street (BERGÉ)	C.Zo4.PP1	261	7	Flexible with asphalt road surface
OUTSIDE	4	Puerto Exterior P.I. Surroundings. New Port	Perpendicular 2 Street(García Munté)	C.Zo4.PP2	256	7	Flexible with asphalt road surface
OUTSIDE	4	Puerto Exterior P.I. Surroundings. New Port	Perpendicular 3 Street(CALLE A)	C.Zo4.PP3	233	7	Flexible with asphalt road surface
OUTSIDE	4	Puerto Exterior P.I. Surroundings. New Port	Perpendicular 4 Street(DE-CAL)	C.Zo4.PP4	246	7	Flexible with asphalt road surface
OUTSIDE	4	Puerto Exterior P.I. Surroundings. New Port	Public apartment next to MIJG	C.Zo4.PR1	800	9	Rigid - concrete
OUTSIDE	4	Puerto Exterior P.I. Surroundings. New Port	Bar Nuevo Puerto Apartment	C.Zo4.PR2	100	50/variable	Flexible with asphalt road surface
OUTSIDE	4	Puerto Exterior P.I. Surroundings. New Port	Palos-Rábida Street	C.zo4.RAB	200	18	Flexible with asphalt road surface
OUTSIDE	4	Puerto Exterior P.I. Surroundings. New Port	Bridge of Tinto (N-442)	C.Zo4.TIN	915	14	Rigid (concrete) with asphalt roadway
OUTSIDE	4	Puerto Exterior P.I. Surroundings. New Port	Pavement of the Ciudad de Palos Pier	M.CIP.PAV	250	40/variable	Flexible with asphalt road surface

Port	Zone	Description	Name of Road	Code	Length (m)	Width (m)	Surface type
OUTSIDE	4	Puerto Exterior P.I. Surroundings. New Port	Pavement of the Ing. Juan Gonzalo Pier	M.IJG.PAV	950	15/ variable	Rigid - concrete
OUTSIDE	4	Puerto Exterior P.I. Surroundings. New Port	Pavement of the Minerales Pier	M.MIN.PAV	600	35/ variable	Flexible with asphalt road surface
OUTSIDE	4	Puerto Exterior P.I. Surroundings. New Port	Pavement of Petrolero Pier	M.PTR.PAV	150	3.6	Rigid - concrete
OUTSIDE	4	Puerto Exterior P.I. Surroundings. New Port	Pavement of Remolcadores Pier	M.REM.PAV	100	15	Flexible with asphalt road surface
OUTSIDE	4	Puerto Exterior P.I. Surroundings. New Port	Pavement of South Pier	M.SUR.PAV	750	80/ variable	Flexible with asphalt road surface
OUTSIDE	4	Puerto Exterior P.I. Surroundings. New Port	Villafría industrial estate	-	-	-	Flexible with asphalt road surface
DOCK	5	Juan Carlos I Dock	Juan Carlos I Road (PK 0+00 al 14+310)	C.Z05.DIQ	14,310	10	Flexible with asphalt road surface
DOCK	5	Juan Carlos I Dock	Juan Carlos I dock Road (PK 14+310 al 24+210)	C.Z05.DIQ	9,900	5.7	Rigid - concrete
TOTAL					65,203		

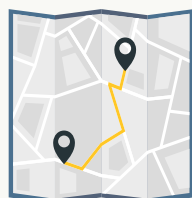
Railway access to the Port of Huelva is via a branch line of the Seville-Huelva line on the General Interest Railway Network, which is also linked to the Huelva-Zafra line.

This line services the industrial part of the inner port on its east and west sides, the Ingeniero Juan Gonzalo Quay in the outer port and the linked industrial area (Nuevo Puerto Industrial Estate, Refinery, etc.).

The Zafra-Huelva line is the start of the Zafra-Jerez de los Caballeros branch line for freight, by means of which the Gallardo group (steel and cement) is supplied with scrap metal and clinker.

The distances from Huelva to the railway centres mentioned are:

- Huelva-Seville **109 Km**
- Huelva-Zafra **179 Km**



MAP OF INNER COMMUNICATIONS AND LAND ACCESS

See General Map of the Port of Huelva

Installations for specific traffic types

Brief description

This section completes section "**Special loading and unloading installations**" of this report and is dedicated to special loading and unloading installations, as a result of which the data on the characteristics of the installations it contains will not be repeated.

From the interior of the Ría del Odiel and listing them in the order in which they are physically located, **the Port of Huelva has the following facilities for specific traffic types:**

FERTIBERIA, S.A. (Phosphoric acid/compounds) jetty

This jetty, built in 1972 by Fosfórico Español, S.A. is currently used for acids.

Atlantic Copper, S.L.U. north jetty

This one-berth jetty was built in 2010 by Atlantic Copper, S.A. It has a draught of 6.50 m and a 14" pipeline for loading sulphuric acid.

FERTIBERIA, S.A. (Fertilisers) jetty

Built in 1966 and, like the two jetties above, on the left bank of the River Odiel, this jetty is equipped for loading ammonia and also has a conveyor belt for loading fertilisers.

Arenillas Tower Oil Tanker Quay

Built by the Administration in 1968, it has two independent berth that are used for the traffic of petroleum and petrochemical products, and mainly for loading/unloading refined products from/to CEPSA's "La Rábida" Refinery.

Impala, S.L. Quay

This quay was built in 2015. It has a draught of 13 m and conveyor belts for loading/unloading metal concentrates with a capacity of 1,000 tonnes/hour.

Atlantic Copper, S.L.U. jetty TNP 2

This jetty, which was built in 1975 by A.I.E.S.A, has pipeline installations for transferring sulphuric acid from the Atlantic Copper, S.L.U. factory.

Atlantic Copper, S.L.U. jetty TNP 1

This one-berth jetty, which is located between the Levantino Aragonesas de Tránsitos, S.A. jetty and the Atlantic Copper, S.L.U.,TNP 2 jetty, came into service in 1984. It has a draught of 10 m and has a 14” pipeline for transferring sulphuric acid.

Levantino Aragonesas de Tránsito, S.A. (formerly Fertinagro Sur, S.L.) jetty

This one-berth jetty is located between the Atlantic Copper, S.L.U. TNP 1 jetty and the Enagás jetty and came into service in 1981. It has a draught of 9.7 m and is equipped so that it can be expanded in the future. It has an 8” pipeline for transferring phosphoric and sulphuric acids.

Enagás, S.A. jetty

This jetty, built by ENAGÁS between the Levantino Aragonesa de Tránsitos, S.A. (formerly Fertinagro Sur, S.L.U.) jetty and the Reina Sofía jetty for loading and unloading large vessels, came into service in 1988. It has a berth with a 12 m draught, equipped with loading arms and a pipe network that connects it to the rest of the installations in the natural gas terminal. Its unloading capacity for the quay is 4,000 m³/h of LNG.

Reina Sofía Quay

This quay is for loading and unloading bulk liquid. It was built in 1976 by U.E.R.T.S.A., now CEPSA, and is made up of an access gangway and four docking platforms. The four outer berths are equipped with the corresponding loading arms for liquid traffic.

Decal España, S.A. north jetty

This jetty was built in 1995 by Catalana de Almacenes Petrolíferos, S.A (now Decal España, S.A.) for unloading petrol and diesel products. This installation is also equipped with a loading/unloading arm for cyclohexane, one for oil and a hose for unloading methanol. It is located to the south of the Reina Sofia quay. It has a draught of 11.50 m (MLWS) and is made up of a gangway and platform, two berthing dolphins and four for mooring, Piled foundation concrete structure.

Decal España, S.A. south jetty

This jetty was built in 2009 by Decal España, S.A. para for loading/unloading vegetable oils. This installation is also equipped with a loading/unloading arm for diesel, one for methyl ester, one for methanol and one for fuel. It is located to the south of the Reina Sofia jetty. It has a draught of 12.50 m (MLWS) and is made up of a gangway and platform and four berthing dolphins. Piled foundation concrete structure.

Decal España, S.A. south jetty (2)

This jetty was built in 2021 to replace the previous pier for mooring bunkering barges and will be used for loading and unloading commercial operations with larger vessels. The facility, jutting out around 100 m from the coastline, has two mooring and loading/unloading platforms, three berthing dolphins, pedestrian gangways, mooring fenders and quick release hooks.

Roll-on/roll-off ramp on the South Quay

This ramp, which is currently owned by the Port Authority of Huelva, was built in 2011 by Naviera Armas, S.A., for ROPAX and roll-on roll-off vessels. A new regular line from Huelva to the Canary Islands has been started up with this installation. The ramp is 27.51 m wide and 50.40 m long, with the capacity to service two vessels.

Single buoy Terminal

With a 22-metre draught on the chart, making it usable for vessels with a maximum draught of 16.50 metres, and linked to CEPESA's "La Rábida" by a sea-line, there is a monobouy for receiving crude oil, with a maximum output of 3,800 Tm/h

Works or activities authorised for private individuals

Awarded at 31-12-2021

Reference	Owner	Purpose	Date Awarded	Expiry Date	Total M ²	Occupancy Rate	Activity Rate	Total Rates
30	García Rodríguez, José y Pedro	RUBBER GOODS FACTORY	13/02/1956	16/12/2027	800.00	2,171.00	434.20	2,605.20
54	Nueva Rábida, S.L.	OPERATION OF AN ACCESS FROM ITS FACILITIES TO A REAR ROADWAY	17/02/2013	16/02/2023	300.00	843.96	168.79	1,012.76
102	Excmo, Ayuntamiento de Huelva	OPERATING THE FORMER RIO TINTO QUAY	29/09/1994	28/09/2024	2,395.80	147.57	0.00	147.57
308	Aislamientos térmicos y frigoríficos, S.A.	MANUFACTURE & INSTALLATION OF THERMAL INSULATION	21/07/2015	21/07/2027	2,319.71	9,745.91	1,296.00	11,041.91
324	EDistribución Redes Digitales, S.L.U.	HANGING AERIAL LINES FOR "CRISTÓBAL COLÓN" POWER STATION	07/07/1961	16/12/2027	50,994.40	28,324.02	5,664.80	33,988.84
336	Endesa Generación, S.A. Sociedad Unip	WATER & SEWAGE CONNECTIONS	20/03/1962	16/12/2027	5,369.41	9,200.82	1,840.16	11,040.98
339	EDistribución Redes Digitales, S.L.U.	FISH PROCESSING SHED	28/03/1962	16/12/2027	24.48	189.84	37.96	227.80
341	Cruz Roja Española - Asamblea Provincial	FOR INSTITUTION'S OWN PURPOSES	21/11/2018	20/11/2028	1,710.00	0.00	0.00	0.00
395	EDistribución Redes Digitales, S.L.U.	ELECTRICAL ENERGY SUPPLY TRANSFORMER STATION	01/07/1965	16/12/2027	54.48	422.50	84.50	507.00
407	Comercial Eléctrica Onubense S.A.	MECHANICAL & ELECTRICAL BOILERMAKING WORKSHOP	19/10/1965	16/12/2027	2,187.00	5,934.98	1,187.00	7,121.98
458	EDistribución Redes Digitales, S.L.U.	66 KV POWER LINE	14/02/1968	16/12/2027	5,935.00	2,700.97	540.20	3,241.18

Reference	Owner	Purpose	Date Awarded	Expiry Date	Total M²	Occupancy Rate	Activity Rate	Total Rates
471	Cia,Española de Petróleos.S.A. Cepsa	FLOATING TERMINAL & UNDERWARE PIPELINE	27/12/1972	16/12/2027	160,632.00	12,879.82	175,818.04	188,697.86
481	Endesa Generación, S.A. Sociedad,Unip,	UNDERGROUND WATER PIPELINE INLET & OUTLET	14/03/1967	16/12/2027	724.30	981.26	196.26	1,177.52
497	Cia, Española De Petróleos, S.A.Cepsa	REFINERY PORT OF HUELVA LIQUID FUEL TRANSPORTATION PIPELINE	30/10/1968	16/12/2027	9,741.15	2,768.34	553.66	3,322.00
512	Frionuba, S.A.	INSTALLATION & REPAIRS OF NAVAL REFRIGERATION EQUIPMENT	22/04/2015	22/04/2025	1,620.00	13,397.90	1,000.00	14,397.90
515	Artes y Redes Del Sur, S.L.	FISHING INDUSTRY INSTALLATIONS	08/05/2015	16/12/2027	810.00	1,859.96	500.00	2,359.96
525	Dragados Industrial, S.A.	BUILDINGS FOR MECHANICAL WORKSHOPS	31/07/1968	16/12/2022	1,617.50	4,389.50	877.90	5,267.40
527	EDistribución Redes Digitales, S.L.U.	NEW PORT RIO-GULF REFINERY 15 KV LINE SUBSTATION	30/10/1968	16/12/2027	5,215.00	10,559.78	2,111.96	12,671.74
531	Suministros Siderúrgicos Huelva, S.A.	TRADE, DISTRIBUTION & TRANSFORMATION OF STEEL PRODUCTS	16/11/2018	15/11/2033	2,209.10	24,533.84	1,200.00	25,733.84
570	Atlantic Copper, S.L.U.	GANGWAY & JETTY WITH PUMPING STATION FOR REFRIGERATION WATER	01/07/2011	16/12/2022	2,093.51	19,928.54	3,985.70	23,914.24
573	Goipe Huelva, S.L.	INSTALLATIONS FOR INDUSTRIAL SUPPLIES	03/06/2016	02/06/2032	4,825.00	28,891.70	2,160.00	31,051.70
581	Montajes Metálicos Huelva, S.L.	WORKSHOPS FOR METAL CONSTRUCTIONS & BOILERMAKING	12/05/2015	12/05/2024	7,440.00	34,151.44	3,600.00	37,751.44
591	Sdad, Española Carburos Metálicos	STORAGE PLANT FOR LIQUID CARBON DIOXIDE	13/07/2010	13/07/2025	9,957.00	23,580.04	5,337.21	28,917.25
607	Punta Naval S.L.	COMMERCIAL LEISURE CRAFT & REPAIRS TO MARINE MACHINERY & ENGINES	28/07/2020	27/07/2034	2,430.00	18,849.04	2,400.00	21,249.04

Reference	Owner	Purpose	Date Awarded	Expiry Date	Total M ²	Occupancy Rate	Activity Rate	Total Rates
618	Dominion Industry & Infrastructures, S.L.	BOILERMAKING WORKSHOP	02/08/2012	30/07/2023	9,268.48	30,884.26	6,978.50	37,862.76
630	Atlantic Copper, S.L.U.	WAREHOUSE & PREMISES FOR OFFICES & SHOWROOM	16/07/2012	16/07/2024	9,378.75	48,972.78	0.00	48,972.82
676	Electroquímica Onubense, S.L.	WASHING PLANT & SALT COLECCION FROM CRYSTALLISATION BASINS	31/07/2014	31/07/2023	77,890.80	14,589.05	4,400.00	18,989.04
736	Grupo Amasua, S.A.	WAREHOUSE FOR NETS, FISHING TACKLE, OFFICES SHOWROOM & SALE OF FISH PRODUCTS	14/06/2002	26/06/2022	2,394.15	5,466.58	4,373.26	9,839.84
772	Cia,Española de Petróleos.S.A. Cepsa	QUAY FOR BULK LIQUID TRAFFIC & SERVICE AREA	28/06/2005	27/05/2035	101,676.80	188,788.16	1,065,552.46	1,254,340.62
813	Cepsa Química, S.A.	AUXILIARY STORAGE UNITS & INSTALLATIONS FOR ITS PLANT	29/12/2004	30/03/2032	62,677.36	321,907.34	90,612.26	412,519.60
879	Baltimar, S.A.	FISHING INDUSTRY INSTALLATIONS	02/05/2010	01/05/2025	1,587.50	8,342.02	3,202.32	11,544.34
880	Antonio Machuca, S.A.	MARINE & INDUSTRIAL SUPPLIES	05/03/2018	04/03/2028	1,750.00	16,694.44	1,020.00	17,714.44
883	Onubanaval, S.L.	NAVAL CARPENTRY	20/06/1997	30/06/2027	2,760.00	6,337.66	4,031.78	10,369.44
905	Ibertrans 2000, S.L.	SAFEKEEPING & MAINTENANCE OF LORRY FLEET	01/12/2014	31/01/2029	6,200.00	27,862.92	3,240.01	31,102.93
926	Mantenimientos y Montajes S, Coop	REPAIR OF VESSELS & BOILERMAKING, MAINTENANCE & INDUSTRIAL MECHANICS	11/03/2017	10/03/2027	4,846.20	47,683.42	2,700.00	50,383.42
927	Onurepasaz, S.L.	ASSEMBLY, REPAIR & MAINTENANCE OF INDUSTRIAL INSTALLATIONS	25/01/2016	24/01/2022	258.00	4,493.68	250.00	4,743.68
931	Nedgia Andalucía, S.A.	INSTALLATION OF A NATURAL GAS PIPELINE	25/042006	16/12/2027	25,028.93	28,810.26	5,762.06	34,572.32

Reference	Owner	Purpose	Date Awarded	Expiry Date	Total M²	Occupancy Rate	Activity Rate	Total Rates
932	Gas-Auto S,C,A,	SERVICE STATION SUPPLYING FUELS & LPG, AUXILIARY INSTALLATIONS	28/02/2017	27/02/2037	5,557.02	31,839.46	2,600.00	34,439.46
938	Briconuba, S.L.	NAVAL & INDUSTRIAL SUPPLY WAREHOUSE	31/01/2008	31/01/2023	2,430.00	23,256.34	6,825.97	30,082.31
945	Enagás Transporte, S.A.U.	INSTALLATION OF THE HUELVA - SEVILLE GAS PIPE SECTION IN THE PORT OF HUELVA SERVICE AREA	22/12/1988	16/12/2027	348.00	414.18	82.84	497.02
968	Servicios Maritimos Aduaneros Huelva S,L	STORAGE & DISTRIBUTION OF BULK SOLIDS EN TORRE ARENILLAS	09/03/1989	13/03/2034	15,400.00	43,323.28	26,003.12	69,326.40
969	Consejería de Medio Ambiente de La Junta de Andalucía	ODIEL SALT-MARSHES VISITORS CENTRE (BACUTA ISLAND)	19/06/2009	26/04/2029	127,779.00	0.00	0.00	0.00
970	Pinturas Brico, S.L.	EXHIBITION & SALE OF PAINTINGS	26/04/2019	25/04/2029	810.00	7,733.62	4,800.00	12,533.62
976	Enagás Transporte, S.A.U.	INSTALLATION OF CATHODIC PROTECTION STATION N° 1 ON HUELVA - SEVILLE GAS PIPELINE	25/04/2006	16/12/2027	132.00	157.10	31.42	188.52
980	Expromar, S.L.	INSTALLATION FOR PREPARING, PROCESSING & DISTRIBUTING FISH & SHELLFISH	13/07/2015	13/07/2027	2,430.00	21,362.16	1,600.00	22,962.16
992	Envases Huelva, S.L.	MANUFACTURE & MARKETING OF CONTAINERS FOR THE FISHING SECTOR	31/07/2017	30/07/2023	1,620.00	11,179.02	1,095.00	12,274.02
993	Alex Huelva, S.L.	INDUSTRIAL CLEANING SERVICE	14/09/2010	14/09/2025	2,839.00	24,329.38	1,451.72	25,781.10
997	EDistribución Redes Digitales, S.L.U.	OPERATION OF A 15 KV MEDIUM VOLTAGE UNDERGROUND LINE	19/04/2012	19/04/2026	39.16	463.86	15.74	479.60
1008	Restauración y Hostelería Joma, S.L.	BAR/COFFEE-RESTAURANT ON AVDA. FRANCISCO MONTENEGRO	11/06/2013	10/06/2023	1,178.00	12,639.16	585.00	13,224.16
1009	Unidad d Carreteras de Huelva	LABORATORY, MACHINERY DEPOT & OTHER	11/02/1993	10/02/2023	11,081.00	12,230.0	0.00	12,230.10

Reference	Owner	Purpose	Date Awarded	Expiry Date	Total M ²	Occupancy Rate	Activity Rate	Total Rates
1011	Sertego Servicios Medioambientales, S.L.U.	USED OIL ENERGY REGENERATION & RECOVERY	08/05/2007	22/12/2022	14,610.25	99,600.50	29,880.16	129,480.66
1013	Cepsa Comercial Petróleo, S.A.	SERVICE STATION & COMPLEMENTARY AREA	13/05/1993	12/05/2023	39,218.97	103,133.54	30,400.22	133,533.76
1023	Decal España S.A.	MARINE TERMINAL FOR THE RECEIPT, STORAGE, DISTRIBUTION OF HYDROCARBONS & MANUFACTURE OF BIOFUELS	11/11/1993	10/11/2043	242,997.34	388,467.67	665,204.01	1,053,671.68
1030	EDistribución Redes Digitales, S.L.U.	66 KV LINE FROM FORET COGENERATION PLANT TO POWER STATION	15/12/1994	16/12/2022	1,458.00	1,148.32	1,059.20	2,207.52
1033	EDistribución Redes Digitales, S.L.U.	15 KV POWER LINE TO CAPESA	23/02/1995	10/11/2023	585.06	696.34	696.34	1,392.68
1034	Excmo, Ayuntamiento Palos de La Frontera	OPERATION OF THE LA RABIDA QUAY	15/12/1994	15/12/2024	824.76	0.00	0.00	0.00
1035	Antonio España e Hijos S.L.	SOLID WASTE RECOVERY, SORTING & RECYCLING PLANT	18/02/2000	23/08/2032	17,781.60	42,496.56	7,850.22	50,346.78
1039	Excmo, Ayuntamiento de Huelva	PINAR MARSHES SEWAGE TREATMENT PLANT	31/07/1995	02/08/2025	64,083.00	0.00	0.00	0.00
1041	Cia, Española de Petróleos, S.A. Cepsa	COMPLEMENTARY INSTALLATIONS TO THE REFINERY	31/07/1995	16/12/2022	43,513.10	0.00	0.00	0.00
1045	Berge Marítima, S.L.	RECEIPT, STORAGE & EXPEDITION OF BULK SOLIDS	30/07/1996	01/10/2024	19,137.24	53,836.88	37,740.00	91,576.88
1046	Sertego Servicios medioambientales, S.L.U.	OILY WASTE COLLECTION SERVICE FROM SHIP'S BILGES	01/08/2019	31/07/2023	344.61	1,275.91	5,600.51	6,876.43
1048	Consignaciones y Graneles del Suroeste, S.A.	STORAGE OF BULK SOLIDS & BY-PRODUCTS	30/07/1996	06/08/2026	15,722.40	44,154.94	29,948.49	74,103.43
1054	Laboral Team Suministros Industriales, S,L	STORAGE & MARKETING OF INDUSTRIAL SPARE PARTS	07/11/1996	13/11/2026	1,571.01	3,467.84	800.00	4,267.84

Reference	Owner	Purpose	Date Awarded	Expiry Date	Total M ²	Occupancy Rate	Activity Rate	Total Rates
1061	Puig Mora, María del Rocío	COFFEE-BAR ON AVDA, NORTH OF THE FISHING NORTH POLYGON	06/07/2018	05/07/2028	20.15	574.32	1,600.01	2,174.33
1062	Atrian Technical Services, S.A.	ASSEMBLY & MAINTENANCE SERVICES FOR INDUSTRIAL INSTALLATIONS	14/12/2017	13/12/2032	1,527.75	12,627.22	800.00	13,427.22
1063	Refractarios del Sur, S.A.	INDUSTRIAL ASSEMBLY OF ANTACID & REFRACTORY COATINGS	30/12/1997	30/12/2027	1,584.00	3,496.52	2,000.00	5,496.52
1065	GAM España Servicios de Maquinarias, S.L.U.	MACHINERY RENTAL FOR CONSTRUCTION INDUSTRY & SERVICES	25/04/2005	10/12/2027	4,182.50	9,232.46	4,680.00	13,912.46
1071	Mantenimiento y Montajes Industriales, S.A.	CLEANING, DE-CONTAMINATION & TREATMENT OF INDUSTRIAL INSTALLATIONS	29/04/2019	28/04/2031	1,701.00	14,952.38	1,000.00	15,952.38
1075	TDN Sevilla, S.A.	LOGISTICS CENTRE FOR THE RECEIPT, STORAGE & DISTRIBUTION OF GOODS	07/04/2000	28/04/2030	4,475.00	9,878.12	4,611.88	14,490.99
1076	Naútica Avante, S.L.	MARKETING, SALE & REPAIR OF MARINE ENGINES	09/10/2019	08/10/2033	1,620.00	13,106.04	1,050.00	14,156.04
1086	Dapeit Real State, S.L.	BUILDING & OPERATING A MINI INDUSTRIAL ESTATE ON AVDA. F. MONTENEGRO	27/04/2001	15/05/2031	25,350.00	55,957.60	19,370.98	75,328.58
1090	Ibemetex Spain, S.L.	BUILDING & OPERATING A TERTIARY EQUIPMENT CENTRE	11/01/2002	10/01/2032	243.50	798.96	263.64	1,062.60
1091	Nedgia Andalucía, S.A.	TRANSPORT OF NATURAL GAS THROUGH THE PORT OF HUELVA SERVICE AREA	12/07/2001	11/07/2031	478.48	794.60	397.31	1,191.91
1093	Exemo, Ayuntamiento de Huelva	BUILDING & OPERATING A COLLECTION & RECYCLING CENTRE (CLEAN POINT)	22/02/2002	05/03/2022	2,758.23	6,088.52	2,842.46	8,930.98

Reference	Owner	Purpose	Date Awarded	Expiry Date	Total M ²	Occupancy Rate	Activity Rate	Total Rates
1095	Alex Huelva, S.L.	STORAGE & SALE OF FURNITURE	14/07/2016	13/07/2026	500.04	10,720.64	4,000.00	14,720.64
1101	Cespa Gestión de Residuos, S.A.U	MAIN OFFICES & GENERAL MANAGEMENT OF SELECTIVE URBAN WASTE COLLECTION	07/04/2002	06/05/2022	9,500.00	20,970.30	13,054.19	34,024.49
1106	Naturgy Generación, S.L.U	COLLECTING / DISCHARGING SEA WATER FROM THE COMBINED CYCLE POWER PLANT COOLING SYSTEM	27/09/2002	04/10/2022	7,144.64	11,291.12	6,774.68	18,065.80
1107	Enagás Transporte, S.A.U,	30" PIPE FOR WIDENING THE HUELVA-SEVILLE GAS PIPELINE	27/09/2002	16/12/2022	313.00	372.54	186.28	558.82
1109	Guerra-Librero, S.L.	MARKETING & ASSEMBLY OF INDUSTRIAL EQUIPMENT	11/10/2019	10/10/2032	497.72	14,846.34	4,625.00	19,471.34
1110	García-Munté Energía, S.L.	STORAGE, PROCESSING & MARKETING OF SOLID FUELS	09/10/2002	08/10/2023	32,948.50	70,230.79	46,338.09	116,568.88
1111	Dimahuelva, S.L.U	FISHING INDUSTRY INSTALLATIONS	22/11/2002	16/12/2027	810.00	1,859.96	1,419.86	3,279.82
1113	Alex Huelva, S.L.	VEHICLE CLEANING CENTRE, DISTRIBUTION & SALE OF ARTICLES RELATED TO THAT ACTIVITY	20/12/2002	27/12/2022	2,610.00	6,647.68	7,015.48	13,663.16
1114	Buildingcenter, S.A. Sociedad Unipersonal	STORAGE, MARKETING & SALE OF FURNITURE	31/03/2003	28/12/2022	722.25	6,388.26	1,277.66	7,665.92
1122	Banco Santander, S.A.	MACHINE MAINTENANCE, STORAGE, SHOWROOM & SALE OF VEHICLES	25/04/2003	07/05/2023	6,136.00	15,628.40	12,502.72	28,131.12
1130	Cía, Logística de Hidrocarburos CLH	14" PIPE FOR TRANSPORTING PETROLEUM PRODUCTS	25/07/2003	10/11/2023	1,849.45	2,201.22	13,923.24	16,124.46
1131	Aramburu Guzmán, S.L.	INDUSTRIAL SUPPLIES	01/12/2005	05/12/2023	1,710.00	4,640.52	2,892.61	7,533.13

Reference	Owner	Purpose	Date Awarded	Expiry Date	Total M²	Occupancy Rate	Activity Rate	Total Rates
1132	Cia, Logística de Hidrocarburos CLH	PIPELINE FOR TRANSPORTING PETROLEUM PRODUCTS	11/03/2005	10/11/2023	1,675.85	1,994.60	4,004.41	5,999.01
1133	Insyte Instalaciones, S.A.	ELECTRICAL INSTALLATIONS & REPAIRS	06/10/2014	05/10/2023	1,620.00	9,480.12	1,125.00	10,605.12
1137	Fertiberia, S.A.	STORAGE OF AMMONIA & FERTILISER MANUFACTURING PLANTS	01/07/2004	16/12/2022	204,331.55	354,758.92	70,951.64	425,710.56
1138	Fertiberia, S.A.	PLANT MANUFACTURING SULPHURIC ACID & ITS DERIVATIVES	01/07/2004	16/12/2022	79,579.53	146,836.64	29,269.86	176,106.50
1139	Fertiberia, S.A.	FACTORY MANUFACTURING PHOSPHORIC ACID, AMMONIUM PHOSPHATES, PHOSPHATE FERTILISERS	25/06/2004	16/12/2022	175,546.47	302,156.16	60,431.24	362,587.40
1141	Alex Huelva, S.L.	VEHICLE WASHING CENTRE	30/12/2004	29/12/2024	1,384.21	4,334.30	5,701.66	10,035.96
1142	Enagás Transporte, S.A.U.	LOADING & UNLOADING OF LIQUEFIED NATURAL GAS, STORAGE	19/11/2004	16/12/2022	232,575.42	533,316.80	347,364.14	880,680.94
1143	Drace Infraestructuras, S.A.	15 KV UNDERGROUND POWER LINE	28/06/2005	07/07/2040	818.40	81.37	16.27	97.64
1144	Bergé Marítima, S.L.	STORAGE OF BULK SOLIDS	19/11/2004	04/12/2024	25,507.00	71,756.30	68,104.89	139,861.19
1149	Pinsur, S.A.	TREATMENT OF METAL SURFACES	10/05/2005	09/05/2025	6,912.00	23,840.04	4,768.00	28,608.04
1151	Algeposa Huelva, S.L.U.	STORAGE, MAINTENANCE AND PROCESSING, MECHANICAL MIXING IN CLOSED CONTAINERS OF NON-POLLUTING SOLID BULK	30/09/2005	30/09/2040	86,557.01	175,260.92	68,807.13	244,068.05
1162	Atlantic Copper, S.L.U.	TERMINAL FOR THE RECEIPT, STORAGE & DISTRIBUTION OF BULK SOLIDS	31/01/2014	09/05/2033	60,588.29	397,320.58	139,025.54	536,346.12

Reference	Owner	Purpose	Date Awarded	Expiry Date	Total M ²	Occupancy Rate	Activity Rate	Total Rates
1171	Vodafone Ono, S.A.U,	TELECOMMUNICATIONS LINE	05/05/2006	04/05/2036	148.41	180.38	36.08	216.46
1177	Dos Fuentes, S.L.U.	EXECUTION & MAINTENANCE OF CIVIL & INDUSTRIAL WORKS	22/09/2006	03/10/2026	4,206.54	9,158.10	4,579.06	13,737.16
1183	Gunvor España, S.L.U	PIPELINE RACK FOR TRANSPORTING OILS, HYDROCARBONS, ALCOHOLS	10/01/2008	10/01/2028	5,423.85	22,923.20	48,964.83	71,888.03
1185	Huelva Belts S.L.	INSTALLATION OF A SYSTEM FOR THE RECEIPT & TRANSPORT OF CEREAL	04/01/2008	30/09/2030	1,120.46	17,659.04	3,531.80	21,190.84
1187	Atlantic Cooper, S.L.U.	LOGISTICS CENTRE FOR STORING BULK SOLIDS & OTHER PRODUCTS	16/01/2016	27/11/2025	15,829.91	117,699.19	13,597.68	131,296.87
1190	Bar Nuevo Puerto C.B,	BAR-RESTAURANT	02/12/2006	01/12/2026	1,519.59	4,274.92	3,419.94	7,694.86
1195	Lípidos Santiga Huelva, S.L.	VEGETABLE OIL REFINING PLANT	29/07/2009	10/11/2028	24,044.36	81,576.06	22,935.00	104,511.06
1197	Real Club Marítimo De Huelva	BUILDING & OPERATING NAUTICAL-SPORTS FACILITIES	30/06/2007	30/06/2037	63,090.40	63,090.80	6,893.05	67,283.86
1209	Alex Huelva, S.L.	MARPOL WASTE COLLECTION & TRANSFER CENTRE	01/07/2008	01/07/2028	2,950.60	6,726.05	2,017.82	8,743.88
1210	Bergé Marítima, S.L.	STORAGE & DISTRIBUTION OF BULK SOLIDS	28/06/2008	27/06/2028	14,541.70	40,703.66	27,361.66	68,065.32
1212	Distribumar, S.L.	HANDLING, PACKAGING & SALE OF FISH & SEAFOOD	26/07/2008	25/07/2026	750.00	6,858.32	1,371.66	8,229.98
1222	S.G.S, Española de Control S.A.	LORRY & WAGON WEIGHBRIDGE OPERATIONS AT I.J. GONZALO WHARF	08/05/2019	07/05/2029	1,003.91	10,303.14	9,836.1	20,139.24
1225	Atlantic Copper, S.L.U.	COPPER SMELTING & REFINING PLANT, AUXILIARY INSTALLATION & TRAFFIC TERMINAL	18/12/2009	03/12/2039	393,114.51	706,412.58	203,004.63	909,417.21

Reference	Owner	Purpose	Date Awarded	Expiry Date	Total M ²	Occupancy Rate	Activity Rate	Total Rates
1231	Banco de Alimentos de Huelva	RECEIPT, STORAGE, SORTING & DISTRIBUTION OF FOOD	01/01/2010	10/01/2022	1,040.00	11,595.34	2,319.06	13,914.40
1238	Cia, Española de Petróleos, S.A. Cepsa	LAYING A FUEL OIL PIPELINE THROUGH A TUNNEL ON STREET A.	10/03/2010	10/01/2028	14.40	2,173.52	8,050.64	10,224.16
1244	Junta de Andalucía	WATER SUPPLY PIPE FOR WATERING THE BOTANICAL GARDEN	05/04/2011	29/11/2045	1,275.00	0.00	0.00	0.00
1245	Fertinagro Sur, S.L.	PRODUCTION OF SECONDARY NUTRIENTS & TRACE ELEMENTS FOR NUTRITION	13/01/2011	12/01/2036	104,391.07	263,317.56	38,705.052	302,023.08
1246	EDistribución Redes Digitales, S.L.U.	OPERATING A 15 KV POWER LINE	25/07/2010	24/07/2030	1,776.18	3,541.63	9,393.48	12,935.11
1252	Telefónica Móviles España, S.A.	INSTALLING & OPERATING MOBILE TELEPHONE MASTS	26/07/2012	25/07/2022	686.83	1,023.72	11,699.25	12,722.97
1255	Pescados y Mariscos Sánchez de la Campa, S.L.	MARKETING OF FISH & SEAFOOD	04/05/2011	03/05/2031	1,095.00	9,351.48	730.34	10,081.82
1273	Lahuerta Subías. José Miguel	SPORTS CENTRE	03/03/2012	02/03/2027	2,596.80	20,250.28	1,924.22	22,174.50
1274	Grupo Hostelero Bonilla, S.L.U.	OPERATING A BAR/COFFEE - RESTAURANT	27/06/2012	26/06/2027	1,182.39	65,376.28	3,599.97	68,976.25
1275	Levantino Aragonesa de Tránsitos, S.A.	PLANT FOR PREPARING RAW MATERIALS & TERMINAL FOR STORING & DISPATCHING BULK LIQUIDS	26/07/2012	25/07/2027	11,661.21	38,589.51	6,520.86	45,110.37
1280	Levantino Aragonesa de Tránsitos, S.A.	JETTY FOR LOADING & UNLOADING BULK LIQUIDS	07/08/2015	07/08/2024	9,938.52	34,795.52	38,485.15	73,280.69
1281	Mariscos Mendez, S.L.	HANDLING, PACKAGING & SALE OF FISH & SEAFOOD	23/06/2029	26/10/2030	3,268.00	14,441.28	3,360.00	17,801.28

Reference	Owner	Purpose	Date Awarded	Expiry Date	Total M ²	Occupancy Rate	Activity Rate	Total Rates
1284	Seabery Soluciones, S.L.	COMPUTER & ELECTRONIC COMPONENT ASSEMBLY & PRODUCTION PLANT	28/07/2012	27/07/2022	1,000.00	19,647.72	718.34	20,366.06
1289	ESTIHUELVA Centro Portuario de Empleo, S.A..	OWN PREMISES FOR THAT COMPANY'S SERVICES	06/02/2013	22/02/2033	119.05	14,379.72	900.00	15,279.72
1290	Electroquímica Onubense, S.L.	EFFLUENT NEUTRALISATION PLANT	17/10/2012	01/02/2023	20,483.18	56,649.24	37,704.73	94,353.97
1295	Imesapi, S.A.	MAINTENANCE SERVICES	04/01/2013	03/01/2022	1,000.00	11,944.98	661.94	12,606.92
1297	Atlantic Copper, S.L.U.	WAREHOUSE & PREMISES FOR OFFICES	03/02/2014	02/02/2024	4,825.00	36,908.44	0.00	36,908.44
1299	Idamar S.A.	STORAGE & SALE OF NAVAL EFFECTS & FISHING & INDUSTRIAL SUPPLIES	11/06/2013	10/06/2022	4,050.00	30,328.18	2,640.02	32,968.34
1302	Alquiboxes. C.B,	CAR DIY CENTRE	24/04/2013	23/04/2022	433.26	4,619.46	235.16	4,854.62
1303	Masterclima de Huelva, S.L.U.	MARKETING, ASSEMBLY & MAINTENANCE OF INDUSTRIAL COOLING INSTALLATIONS	10/07/2013	09/07/2022	1,000.00	5,693.36	560.00	6,253.36
1306	Atlantic Copper, S.L.U.	JETTY FOR BERTHING VESSELS & LOADING & UNLOADING BULK LIQUIDS	10/07/2013	09/07/2033	15,055.14	34,440.54	48,828.25	83,268.79
1309	Impala Terminals Huelva, S.L.U.	TERMINAL FOR LOADING/ UNLOADING, STORAGE, PREPARATION & DISPATCH OF ORES/ SCRAP METAL	18/10/2013	17/10/2048	232,760.10	848,740.54	166,255.53	1,014,996.07
1311	Centro de Elaboración Propia, S.L.	OPERATING A BAR/COFFÉ - RESTAURANT	18/10/2013	17/10/2033	900.00	3,566.16	5,000.00	8,566.16
1313	Frigoríficos El Retorno, S.L.	REFRIGERATION INSTALLATIONS	17/10/2013	16/10/2025	13,252.50	62,515.74	6,000.00	68,515.74

Reference	Owner	Purpose	Date Awarded	Expiry Date	Total M ²	Occupancy Rate	Activity Rate	Total Rates
1317	Excmo, Ayuntamiento de Huelva	LOW VOLTAGE POWER LINE TO SUPPLY THE TRADE FAIR VENUE	04/01/2014	03/01/2049	40.36	40.86	8.18	49.04
1324	S.G.S. Española de Control S.A.	CHEMICAL LABORATORY & OFFICES	15/05/2014	14/05/2024	817.17	13,358.82	600.00	13,958.82
1325	Yilport Huelva, S.L.	CONTAINER TERMINAL ON THE SOUTH QUAY OF THE OUTER PORT	20/11/2014	19/11/2035	54,871.38	265,921.52	109,446.75	375,368.27
1331	Eurogrúas Occidental, S.L.U.	MACHINERY DEPOT & WORKSHOP	22/07/2014	21/07/2024	3,325.00	18,910.74	1,600.00	20,510.74
1332	Club Deportivo Piragüismo Tartesos Huelva	NAUTICAL ACTIVITIES-SPORTS CENTRE	26/10/2017	25/10/2027	942.00	5,746.44	480.00	6,226.44
1333	2007 Alto La Era Construcciones, S.L.	MAINTENANCE SERVICES FOR INFRASTRUCTURES & CIVIL WORKS	10/07/2017	09/07/2023	500.00	4,567.80	300.00	4,867.80
1336	Magtel Comunicación Avanzadas, S.L.	LAYING OPTIC FIBRE CABLE & PROVIDING TELECOMMUNICATIONS SERVICE	09/01/2015	08/01/2040	1,497.98	7,313.98	5,000.00	12,313.98
1339	Telefónica de España, S.A.U.	TELECOMMUNICATIONS LINES	16/01/2015	15/01/2035	7,599.25	10,411.84	2,030.06	12,441.90
1340	Fertinagro Sur, S.L.	STORAGE CENTRE FOR RAW MATERIALS & FINISHED PRODUCTS	29/01/2018	28/01/2028	17,068.39	170,495.76	7,535.36	178,031.12
1344	ESIN Onubense S.L.L.	AUXILIARY INDUSTRIAL SERVICES	11/03/2015	10/03/2035	3,171.00	19,748.72	1,500.00	21,248.72
1345	Afrika Hostelería C,B	BAR-RESTAURANT	13/01/2015	12/01/2031	1,877.00	14,653.60	1,330.00	15,983.60
1347	Atlantic Copper, S.L.U.	220/50 KV ELECTRICAL SUBSTATION & LAYING A POWER LINE	16/04/2015	28/04/2050	5,067.97	7,349.40	1,469.88	8,819.28
1348	Atlantic Copper, S.L.U.	LOGISTICS CENTRE FOR STORING BULK SOLIDS	16/01/2016	27/11/2025	11,498.31	52,111.76	10,422.36	62,534.12

Reference	Owner	Purpose	Date Awarded	Expiry Date	Total M ²	Occupancy Rate	Activity Rate	Total Rates
1349	Jardines del Odiel, S.L.	CENTRE FOR CONVENTIONS, CELEBRATIONS & CATERING	26/06/2021	23/03/2024	4,306.56	10,909.16	1,864.11	12,773.27
1350	Mariscos Huelva Mar, S.L.	REFRIGERATION EQUIPMENT, PREPARATION, MARKETING & SALE OF DERIVED PRODUCTS	08/03/2016	07/03/2026	333.00	1,202.58	900.00	2,102.58
1355	Fepeja de papelería, S.L.	STORAGE & SALE OF OFFICE MATERIAL	06/05/2015	05/05/2030	1,620.00	14,248.04	1,200.00	15,448.04
1359	Mariscos Hernandez, S.L.	REFRIGERATION EQUIPMENT, PREPARATION, MARKETING & SALE OF FISH PRODUCTS	07/08/2015	06/08/2025	500.00	6,766.30	320.00	7,086.30
1362	Salvación Montaje Industrial, S.L.	INDUSTRIAL ASSEMBLY & MAINTENANCE	07/10/2015	06/10/2025	4,622.30	22,162.60	2,040.66	24,203.26
1365	Mariscos MB, S.L.U	REFRIGERATION EQUIPMENT, PREPARATION, MARKETING & SALE OF FISH PRODUCTS	13/01/2016	12/01/2036	4,050.00	28,285.72	1,859.96	30,145.68
1369	Grusol Logística, S.L.	MAINTENANCE & PARKING OF OWN FLEET OF VEHICLES	10/05/2016	09/05/2031	4,706.00	27,505.20	2,800.00	30,302.00
1372	Romero Paquete. Leopoldo	COFFEE-BAR	01/07/2016	30/06/2022	146.50	6,463.16	6,000.00	12,463.16
1375	Onuba Fun, S.L.	FAMILY GAMES & LEISURE	01/07/2016	30/06/2025	146.50	6,463.16	2,500.00	8,963.16
1381	Saybolt España, S.A.	SAMPLE TESTING LABORATORY & OFFICES	19/10/2016	18/10/2031	390.00	3,923.14	1,200.00	5,123.14
1384	Lobato Seguridad, S.L.	NAUTICAL & FISHING TRAINING ACADEMY	20/10/2016	19/10/2026	500.00	7,287.38	480.00	7,767.38
1386	Rectificados Lemar, S.L.	INDUSTRIAL MAINTENANCE WORKSHOP	20/07/2016	19/07/2036	5,125.00	45,932.14	2,310.00	48,242.14
1388	Cruz Roja Española - Asamblea Provincial	STORAGE OF GOODS FOR THE INTTUTION'S EMERGENCY ACTIVITIES	10/06/2019	09/06/2025	1,309.00	0.00	0.00	0.00

Reference	Owner	Purpose	Date Awarded	Expiry Date	Total M ²	Occupancy Rate	Activity Rate	Total Rates
1390	Aridos Anfersa, S.L.	FREIGHT HANDLING MACHINERY RENTAL	26/10/2016	25/10/2031	390.00	4,158.18	1,500.00	5,658.18
1391	Enagás Transporte, S.A.U.	PIPELINES FOR TRANSPORTING GAS	11/06/2016	10/06/2036	10,422.16	67,527.60	1,875.14	69,402.74
1392	Bueno Sánchez. Jose Manuel	RESTAURANT-BAR	17/09/2019	16/09/2019	156.25	3,034.32	240.00	3,274.32
1397	Grupo Electro Stocks, S.L.U	INDUSTRIAL SUPPLIES	08/03/2017	07/03/2027	1,502.60	44,032.13	900.00	44,932.12
1405	Aridos Anfersa, S.L.	MECHANICAL WORKSHOP FOR FREIGHT HANDLING MACHINERY	10/10/2017	09/10/2027	1,319.00	10,602.48	800.00	11,402.48
1407	Berge Marítima, S.L.	OFFICES & REPAIR WORKSHOP FOR MACHINERY USED IN STEVEDORING	06/09/2018	05/10/2028	1,565.50	38,930.31	825.75	39,756.14
1408	GM Fuel Tank, S.L.	RECEIPT/DISPATCH OF HYDROCARBONS	10/10/2017	09/10/2027	1,100.00	3,094.52	1,470.00	4,564.52
1409	Berge Marítima, S.L.	LOGISTICS TERMINAL FOR LOADING, UNLOADING, STORING & DISTRIBUTING BULK SOLIDS	08/05/2018	07/05/2048	39,600.00	152,453.84	14,689.93	167,143.77
1415	Huelva Área Logística Integral S.L.	OPERATION OF AN ALL-INCLUSIVE TRANSPORT SERVICE UNIT	29/05/2018	28/05/2053	64,452.00	116,655.62	0.00	116,655.62
1417	S.G.S, Española de Control S.A.	LABORATORY FOR PREPARING MINERAL SAMPLES	23/01/2017	22/01/2028	700.00	10,280.22	2,100.00	12,380.22
1425	Ricardo Fuentes e Hijos Cádiz, S.A.	REFRIGERATION UNITS, PREPARATION, MARKETING & SALE OF FISH DERIVATIVES	20/05/2019	19/05/2049	975.80	2,240.68	2,500.00	4,740.68
1431	Costa Pesca Ricomar, S.L.	PREPARATION & MARKETING OF FISH & SEAFOOD	24/05/2018	23/05/2043	1,500.00	15,814.82	800.00	16,614.82
1433	Air Liquide Ibérica de Gases, S.L.U.	MANUFACTURE OF INDUSTRIAL GASES	28/06/2018	23/12/2022	18,115.96	101,597.04	20,320.00	121,917.04

Reference	Owner	Purpose	Date Awarded	Expiry Date	Total M²	Occupancy Rate	Activity Rate	Total Rates
1434	Gomas y Transportes, S.A.	MACHINE MAINTENANCE, STORAGE, MARKETING & DISTRIBUTION OF SALT & DERIVATIVES	06/10/2018	07/05/2023	2,626.75	6,690.34	5,352.28	12,042.62
1448	Cinrocar, S.L.	BAR - RESTAURANT COFFE SHOP	04/10/2018	03/10/2033	1,563.20	3,948.30	5,500.00	9,448.30
1449	Masia Caballero. Vicente Ignacio	SPORTS CENTER	04/12/2018	03/12/2028	500.00	8,097.00	500.00	8,597.00
1462	Pescados y mariscos Hnos Felipe S.L.	FRESH FISH WHOLESALER (FIRST & SECONDARY SALES)	07/09/2020	06/09/2050	2,280.92	76,952.24	5,537.69	82,489.93
1463	Pablo Barriga. María del Rocio	COFFE - BAR - RESTAURANT ON THE LEVANTE QUAY	10/12/2020	09/12/2035	57.36	3,304.40	0.00	3,715.56
1471	Rutas y Entregas, S.L.	ROAD TRANSPORTATION ACTIVITIES	11/07/2019	10/07/2029	1,620.00	10,325.30	1,250.00	11,575.30
1476	Grupo Electrocon, S.L.	CLIMATE CONTROL COMPANY	11/10/2019	10/10/2029	93.75	1,348.64	133.70	1,482.34
1482	Fundación Laboral de la Construcción	TRAINING ACADEMY	12/12/2019	11/12/2044	3,731.53	24,837.96	1,740.82	26,578.78
1484	Atlantic Copper, S.L.U.	AUXILIARY INSTALLATIONS TO INDUSTRIAL PLANT	10/10/2019	16/12/2022	19,785.00	36,831.76	7,366.36	44,198.12
1488	Axent Infraestructuras de Telecomunicación, S.A.	LAYING OPTIC FIBRE CABLE & PROVIDING TELECOMMUNICATIONS SERVICES	28/11/2019	27/11/2044	1,090.00	4,721.78	4,000.00	8,721.78
1489	Infotel Sistema de Aridos, S.A.	INSTALLATION & OPERATION OF A CONCRETE PLANT	27/01/2021	26/01/2036	2,351.00	4,798.60	0.00	4,798.60
1493	COPEINSUR, S.L.	AUXILIARY SERVICES OF CIVIL WORKS & BUILDING	12/03/2020	11/03/2035	503.70	4,376.51	292.60	4,669.12
1495	CIA Española de Petroleos, S.A. CEPSA	MARITIME TERMINAL FOR LOADING & UNLOADING PETROLEUM PRODUCTS	19/01/2021	18/01/2061	36,135.44	531,214.88	552,258.83	1,083,473.71
1499	Garzón del Olmo. Jose Rafael	LOGISTIC & STORAGE ACTIVITIES	01/06/2020	31/05/2035	1,620.00	19,285.92	904.23	20,190.15

Reference	Owner	Purpose	Date Awarded	Expiry Date	Total M ²	Occupancy Rate	Activity Rate	Total Rates
1500	Frigoríficos Portuarios del Sur, S.L.	MANUFACTURE & INSTALLATION OF REFRIGERATED INSTALLATIONS	07/10/2020	06/10/2055	32,570.40	91,627.04	0.00	91,627.04
1501	Aridos Anfersa, S.L.	BUILDING & OPERATING OF A INDUSTRIAL UNIT FOR BULK STORAGE	30/09/2020	29/09/2045	9,451.15	26,587.98	969.86	27,557.84
1502	Atlantic Copper S.L.U.	FISH & SEAFOOD EXPORTERS	25/03/2021	24/03/2061	42,107.03	80,214.09	14,243.56	94,457.65
1514	Mariscos Pesca, S.L.	FISH & SEAFOOD EXPORTERS	05/03/2021	04/03/2046	103.45	0.00	0.00	0.00
1515	Mariscos Jesumar, S.L.	FISH & SEAFOOD EXPORTERS	06/03/2021	05/03/2046	103.81	0.00	0.00	0.00
1516	Fernández Domínguez, Manuel	FISH & SEAFOOD EXPORTERS	05/03/2021	04/03/2046	103.82	0.00	0.00	0.00
1517	Pescados y Mariscos Toni, C.B,	FISH & SEAFOOD EXPORTERS	03/03/2021	02/03/2046	207.50	0.00	0.00	0.00
1518	Vázquez Fernández, Rafael	FISH & SEAFOOD EXPORTERS	26/02/2021	25/02/2046	103.86	0.00	0.00	0.00
1519	Barroso y Cañón, S.L.	FISH & SEAFOOD EXPORTERS	03/03/2021	02/03/2046	103.81	0.00	0.00	0.00
1520	Mariscos Costa de la Luz, S.L.	FISH & SEAFOOD EXPORTERS	26/02/2021	25/02/2046	207.98	0.00	0.00	0.00
1521	Pescados y Mariscos Sánchez de la Campa, S.L.	FISH & SEAFOOD EXPORTERS	26/02/2021	25/02/2046	103.99	0.00	0.00	0.00
1522	Mariscos PuertoHuelva, S.L.	FISH & SEAFOOD EXPORTERS	03/03/2021	02/03/2046	103.99	0.00	0.00	0.00
1524	Tartessos Mar, S.L.	FISH & SEAFOOD EXPORTERS	03/03/2021	02/03/2046	207.48	0.00	0.00	0.00
1527	Reparaciones y Maquinaria Caravaca, S.L.	STORAGE & MAINTENANCE OF MACHINERY	16/10/2021	15/10/2040	1,050.00	2,601.82	0.00	2,601.82
1528	Baltimar S.A.	FISH & SEAFOOD EXPORTERS	23/02/2021	22/02/2046	103.86	0.00	0.00	0.00
1529	Lagunapeixe, S.L.	FISH & SEAFOOD EXPORTERS	11/06/2021	10/06/2046	103.83	0.00	0.00	0.00

Reference	Owner	Purpose	Date Awarded	Expiry Date	Total M ²	Occupancy Rate	Activity Rate	Total Rates
1530	Mariscos Sandimar, S.L.	FISH & SEAFOOD EXPORTERS	26/02/2021	25/02/2046	112.28	0.00	0.00	0.00
1540	Olano Sur, S.L.	FISH PRODUCTS TRANSPORTATION	18/02/2021	17/02/2046	207.64	0.00	0.00	0.00
1545	Termisur Eurocarga, S.A	FREIGHT TRANSSHIPMENT FOR LAND OR MARITIME TRANSPORT	23/01/2021	21/02/2027	110.08	1,106.12	106.3	1,212.75
1550	Gruas Lozano	MACHINERY DEPOT & WORKSHOP	25/02/2021	24/02/2026	3,957.33	22,852.42	1,868.49	24,720.91
001554	Geojet, S.L.	OFFICE AND WORKSHOPS FOR MACHINERY AND CONSTRUCTION COMPANIES	18/11/2020	17/11/2035	1,670.55	17,826.99	1,000.00	18,826.99
001557	Venator P&A Spain, S.L.	OPERATION OF A COOLING WATER COLLECTION & DISCHARGE SYSTEM	09/01/2021	08/01/2041	1,155.60	1,339.60	1,339.60	2,679.20
001560	Tir Sevilla, S.L.	TRANSPORTATION & SALE OF FISH PRODUCTS	25/02/2021	24/02/2046	103.84	0.00	0.00	0.00
001563	Edistribución Redes Digitales, S.L.U	NEW LOW VOLTAGE SUBSTATION GRID, TO CHANGE VOLTAGE AND INCREASE POWER	20/05/2021	19/05/2071	135.45	85.48	0.00	85.48
001564	Edistribución Redes Digitales, S.L.U	REPLACING THE "ENESA" MVUC BETWEEN CD 73.002 "PUMP, TAXI" AND CD 104.934 "ODIEL RIVER"	18/03/2021	17/03/2071	321.68	260.09	0.00	260.09
001566	Sociedad de Gestión de Puertos y Marinas, S.L.	CONSTRUCTION AND RUNNING AN URBAN MARINE/LEISURE SAILING FACILITY FOR WATERSPORTS-RECREATIONAL SAILING, COMMERCIAL AND COMPLEMENTARY ACTIVITIES IN THE ODIEL RIVER ESTUARY	28/07/2021	27/07/2056	90,558.00	4,691.81	0.00	4,691.81
001568	Octogamba, S.L.	PREPARATION & MARKETING OF REFRIGERATED AND FROZEN SEAFOOD	29/02/2021	28/03/2046	519.12	23,393.58	0.00	23,393.58

Reference	Owner	Purpose	Date Awarded	Expiry Date	Total M ²	Occupancy Rate	Activity Rate	Total Rates
001574	Moncobra, S.A.	INDUSTRIAL MAINTENANCE, MECHANICAL MANUFACTURING & BOILERMAKING	28/04/2021	27/04/2031	2,109.00	8,810.46	1,528.77	10,339.23
001577	Estudios y aplicaciones electrónicas S.A.	INSTALLATIONS FOR NAVAL ELECTRONICS & INDUSTRIAL SECURITY	22/02/2021	21/02/2031	1,620.00	14,865.28	1,200.54	16,065.82
001578	Paco y Debo, S.L.	CONSTRUCTING AND OPERATING A WATERSPORTS-RECREATIONAL SAILING COMPLEX WITH COMPLEMENTARY CATERING AND LEISURE SERVICES	21/07/2021	20/07/2046	1,032.00	1,175.81	0.00	1,175.81
001579	Industrial Almunasty, S.L.	TIMBER INDUSTRIAL WORKSHOP AND PORT MAINTENANCE AND CONSTRUCTION MATERIALS WAREHOUSE	30/11/2021	29/11/2037	2,949.30	570.76	131.51	702.27
001604	Hielos Costa de la Luz, S.L.	ICE FACTORY	23/07/2021	22/07/2025	750.00	3,985.39	332.88	4,318.27
001616	Marisco Rubio, S.L.	PREPARATION & MARKETING OF FISH & SEAFOOD	12/10/2021	11/10/2046	534.37	1,567.94	0.00	1,567.94
001621	Pescados Hermanos Diaz, S.L.	HANDLING, PACKAGING, STORAGE, MARKETING, EXPORTATION & SALE OF FISH & SEAFOOD	21/10/2021	20/10/2046	209.20	2,459.31	0.00	2,459.31
001628	Intertek Ibérica Spain, S.L.U.	SHIP LOADING & UNLOADING INSPECTION SERVICES OF VESSELS ON THE QUAY	21/08/2021	20/08/2027	62.19	675.38	218.63	894.01
001634	ESTIHUELVA Centro Portuario de Empleo, S.A.	CHANGING ROOMS FOR WORKERS OF THE GOODS HANDLING SERVICE	25/11/2021	24/11/2036	179.31	587.65	10.23	597.88
001637	NEDGIA Andalucía, S.A.	GAS CONNECTION TO CEPSA QUÍMICA, S.A.	11/08/2021	10/08/2041	112.92	82.60	52.65	135.25
001679	Ibemetex Spain S.L.	TERTIARY EQUIPMENT CENTRE	21/12/2001	11/01/2052	21,730	0.00	0.00	0.00

Reference	Owner	Purpose	Date Awarded	Expiry Date	Total M ²	Occupancy Rate	Activity Rate	Total Rates
001680	Puerta del Odiel S.L.	SERVICE CENTER	21/12/2001	22/01/2052	21,566.08	0.00	0.00	0.00
001703	Fertiberia S.A.	AMMONIA PIPES	01/07/2004	16/12/2022	547.00	0.00	0.00	0.00
001704	Air Liquide Ibérica de Gases, S.L.U.	NITROGEN PIPES	27/06/2003	16/12/2001	547.00	0.00	0.00	0.00
0132-1	Rebobinados Sur, S.L.	REPAIR & MAINTENANCE OF INDUSTRIAL MOTORS/ENGINES	26/09/2017	25/09/2031	1,050.00	10,040.06	468.00	10,508.06
0448-2	Endesa Generación, S.A. Sociedad Unipersonal	WATER PIPELINE FROM THE C.H.G. TO THE POWER STATION	30/12/1966	16/12/2027	191.14	68.68	13.74	82.42
0489-1	Prebetong Hormigones, S.A.	MANUFACTURE OF CONCRETES & MORTARS	21/07/2015	21/07/2030	6,368.86	17,941.06	6,000.00	23,941.06
001225-A	Atlantic Copper S.L.U.	COPPER REFINERY AND CASTING PLANT, AUXILIARY FACILITIES AND TERMINAL FOR BULK TRAFFIC	18/12/2009	20/10/2027	0.00	0.00	5,625.26	5,625.26
A00937	CEPSA Comercial Petroleo, S.A.	SUPPLY OF FUEL TO VESSELS AT THE LEVANTE QUAY	13/05/2020	12/05/2023	262.98	5,447.48	1,100.00	6,547.48
A00973	Berge Marítima, S.L.	RECEIPT, STORAGE & SHIPPING OF BULK SOLIDS	17/06/2019	16/06/2022	9,289.00	58,091.60	6,137.58	64,229.18
A01118	Materias Primas Secundarias, S.A.	EXTRACTION OF PYRITE ASHES STORED AT MARISMAS DEL PINAR (PINAR MARSHES)	01/08/2020	31/03/2023	22,987.00	5,080.75	3,750.00	8,830.75
A01184	Dependencia Provincial de Aduana I,EE, de Huelva	BUILDING FOR CUSTOMS OFFICES ON THE LEVANTE QUAY	14/01/1990	14/01/2090	72.00	0.00	0.00	0.00
A01201	Dirección General de La Marina Mercante	ADMINISTRATIVE DUTIES	26/07/2007	26/07/2090	52.70	0.00	0.00	0.00
A01262	Empresa Transformación Agraria S.A.	TEMPORARY STORAGE MODULES FOR ARTIFICIAL REEF CONSTRUCTION	18/10/2019	17/10/2022	2,000.00	5,626.40	1,125.28	6,751.68

Reference	Owner	Purpose	Date Awarded	Expiry Date	Total M ²	Occupancy Rate	Activity Rate	Total Rates
Ao1321	Drace Geocisa, S.A.	BASE OF ITS FLEET MOORED AT THE SALTÉS QUAY	07/09/2020	06/09/2023	15,084.50	48,454.10	1,840.00	50,294.10
Ao1366	Ayuntamiento de Cartaya	ACTIVITIES OF SOCIAL & CULTURAL INTEREST	23/08/2019	22/08/2022	713.00	10,361.70	297.00	10,658.70
Ao1441	Traslado de Vehículos Luna S.L.	BROKERAGE IN EXTERNAL FREIGHT TRAFFIC OPERATIONS	06/10/2019	05/10/2022	13.94	727.26	240.00	967.26
Ao1487	Alex Huelva, S.L.	TOOL STORAGE FACILITY INSTALLATION	13/11/2019	12/11/2022	10.00	45.72	45.72	91.44
Ao1496	GRUSOL Logística, S.L.	MAINTENANCE & PARKING OF OWN FLEET OF VEHICLES	18/09/2020	17/09/2023	6,735.22	19,047.70	3,809.54	22,857.24
Ao1503	Ricardo Fuentes e Hijos Cadiz, S.A.	STORAGE OF FISH AND SEAFOOD ACTIVITY-RELATED ITEMS	23/04/2020	22/04/2023	200.00	5,638.44	108.56	5,744.00
Ao1504	Amarres Marítimos del Sur, S.L.	MARITIME CONTAINER TO STORE TOOLS AND SUPPLIES	07/04/2020	06/04/2023	28.80	389.98	389.98	779.96
Ao1508	Nuevo Astillero de Huelva S.A.	BUILDING, REPAIR, MAINTENANCE & FITTING-OUT OF VESSELS	02/06/2020	31/08/2022	114,340.00	126,043.92	12,741.42	228,785.34
Ao1509	Consejería de Agricultura y Pesca Junta de Andalucía	FISHERY INSPECTION TASKS	02/06/2020	01/06/2023	578.00	0.00	0.00	0.00
Ao1541	Daga 21, S.L.	OFFICE & UNIT FOR INDUSTRIAL SUPPLIES STORAGE	06/11/2020	05/11/2023	401.00	10,374.12	1,500.00	11,874.12
Ao1542	Enagas Transporte, S.A.U	PARKING FOR VEHICLES	26/11/2020	25/11/2022	1,560.00	4,388.60	877.72	5,266.32
Ao1543	Alquibalat, S.L.	STORAGE & RENTAL OF PREFABRICATED MODULES	28/11/2020	27/11/2023	4,842.18	27,376.60	2,095.89	29,472.49
Ao1553	PH Technology, S.L.	MANUFACTURING AND ASSEMBLING LARGE FRP EQUIPMENT	01/01/2021	31/12/2021	500.00	1,406.60	281.32	1,687.92

Reference	Owner	Purpose	Date Awarded	Expiry Date	Total M ²	Occupancy Rate	Activity Rate	Total Rates
Ao1555	Hermes Logística, S.A.	TRAFFIC CONTROL OFFICE FOR LOADING AND UNLOADING REEFER TRAILERS AND TRUCKS	02/07/2021	01/07/2024	15.00	24.94	275.75	300.69
Ao1569	As Promoción Comercial Puerto Huelva (HUELVAPOST)	HUELVAPOST OFFICES	28/02/2021	27/02/2024	16.70	1,084.25	7.92	1,092.17
Ao1570	Urbaser, S.A.	URBAN SERVICES DELEGATION OFFICE	10/01/2021	09/01/2023	377.25	5,252.85	5,461.91	10,714.76
Ao1571	Andabdul, S.L.	OPERATING KIOSK NO. 3 FOR HOSPITALITY AND CATERING	17/02/2021	16/02/2024	146.50	3,955.93	335.61	4,291.54
Ao1575	Nuuk Ice Lovers, S.L.	ICE-CREAM RETAIL OUTLET AT KIOSK NO. 4 ON THE PROMENADE	09/04/2021	08/04/2024	146.50	4,293.98	158.01	4,451.99
Ao1585	Sociedad de Gestión de Puertos y Marinas, S.L.	BUILDING FOR COMMERCIAL MANAGEMENT ON THE LEVANTE QUAY	25/05/2021	24/05/2024	83.16	966.47	66.92	1,033.39
Ao1600	García-Munté Energía S.L.	STORAGE OF SOLID FUELS IN GENERAL, COAL & BIOMASS	14/06/2021	13/06/2023	15,000.00	23,064.39	4,612.88	27,677.27
Ao1601	Bernardino Abad, S.L.	BROKERAGE IN EXTERNAL FREIGHT TRAFFIC OPERATIONS	20/07/2021	19/07/2024	14.40	21.59	542.47	564.06
Ao1603	Naviera Armas S.A.	SUPPLIES STORE FOR MANOEUVRES LOADING/ UNLOADING VESSELS	06/02/2021	05/02/2024	15.00	52.76	10.55	63.31
Ao1605	Acsa Obras e Infraestructuras, S.A.U,	WORKS OFFICE FOR THE REMODELLING OF THE SANTA EULALIA SYPHON BRIDGE	16/07/2021	15/07/2023	810.00	2,604.73	203.55	2,808.28
Ao1610	Balearia Eurolíneas Marítimas, S.A.	PRIVATE MARITIME TERMINAL FOR LOADING & UNLOADING OF PASSENGERS & VEHICLES	11/12/2021	10/12/2024	7,150.00	0.00	0.00	0.00

Reference	Owner	Purpose	Date Awarded	Expiry Date	Total M ²	Occupancy Rate	Activity Rate	Total Rates
Ao1613	Yilport Huelva S.L.	AUTORIZACIÓN ADMINISTRATIVA SOLICITADA CON DESTINO A ZONA DE ESTANCIA DE GRÚAS PORTACONTENEDORES EN EL MUELLE SUR DE LA ZONA DE SERVICIO DEL PUERTO DE HUELVA	12/07/2021	11/07/2024	3,240.00	8,357.54	1,671.51	10,029.05
Ao1615	Suisca Iberia, S.L.U.	SHIP CHANDLER AND PRIVATE BONDED WAREHOUSE AT NO. 2 STORAGE FACILITY ON THE LEVANTE WHARF	07/08/2021	06/09/2022	480.00	4,303.67	483.29	4,786.96
Ao1618	Amarres Marítimos del Sur S.L.	ANCILLARY PREMISES OF THE VESSEL MOORING AND UNMOORING PORT SERVICE	19/10/2021	18/10/2024	71.15	371.95	20.27	392.22
Ao1622	Bergé Marítima S.L.	TEMPORARY STORAGE OF WOOD CHIPS	05/09/2021	04/09/2022	19,360.00	17,607.39	3,521.48	21,128.87
Ao1626	Drace Geocisa, S.A.	STOCKPILING AREA AND PROVISIONAL MOTE FACILITY FOR ANCILLARY RESOURCES AND MATERIALS JETTY	07/10/2021	06/04/2022	1,225.00	670.39	134.08	804.47
Ao1627	Naviera Armas S.A.	STORAGE OF EQUIPMENT FOR SHIP LOADING & UNLOADING MANOEUVRES	31/07/2021	30/07/2024	75.00	104.95	10,254.18	10,359.13
Ao1631	Consignaciones y Graneles del Suroeste S.A.	STORAGE OF BULK SOLIDS	01/12/2021	30/11/2024	9,035.13	2,118.14	423.63	2,541.77
Ao1632	Consejería de Agricultura, Ganadería, Pesca y Desarrollo Sostenible de la Junta de Andalucía	TEMPORARY STORAGE OF FISHING GEAR AND ITEMS SEIZED DURING FISHING INSPECTIONS	23/10/2021	22/10/2024	80.00	0.00	0.00	0.00
Ao1633	Martransit Group 2016, S.L.	OFFICE FOR CUSTOMS REPRESENTATION AND CLEARANCE WORK	04/11/2021	03/11/2024	9.76	5.14	190.68	195.82
Ao1643	Atlantic Copper S.L.U.	TEMPORARY STORAGE OF MATERIALS AND EQUIPMENT	04/12/2021	03/09/2022	5,307.70	2,338.87	179.76	2,518.63

Awarded in 2021

Reference	Owner	Purpose	Date Awarded	Expiry Date	Tontal M²	Occupancy Rate	Activity Rate	Total Rates
Ao1553	PH Technology, S.L.	MANUFACTURING AND ASSEMBLING LARGE FRP EQUIPMENT	01/01/2021	31/12/2021	500	1,406.60	281.32	1,687.92
001557	Venator P&A Spain, S.L.	OPERATING THE FACTORY REFRIGERATION AND PROCESS WASTE COLLECTION SYSTEM	09/01/2021	08/01/2041	1,155.6	1,339.6	1,339.6	2,679.2
Ao1570	Urbaser, S.A.	URBAN SERVICES DELEGATION OFFICE	10/01/2021	09/01/2023	377.25	5252.85	5461.91	10,714.76
001495	Cía, Española de Petroleos S.A. CEPSA	MARINE TERMINAL FOR LOADING AND UNLOADING PETROLEUM PRODUCTS BETWEEN OIL JETTY AND LA RÁBIDA REFINERY AND COMPLEMENTARY FACILITIES	19/01/2021	18/01/2061	36,135.44	531,214.88	552,258.83	1,083,473.71
1545	Termisur Eurocargo, S.A	TRANSHIPMENT OF FREIGHT FROM TRUCK TO CONTAINER OR VICE VERSA TO BE SUBSEQUENTLY TRANSPORTED BY SEA OR LAND	23/01/2021	21/02/2027	110.08	1,106.12	106.63	1,212.75
001489	Inforel Sistema de Áridos, S.A.	INSTALATION & OPERATION OF A CONCRETE PLANT	27/01/2021	26/01/2036	2,351	4,798.6	0.00	4,798.6
Ao1603	Naviera Armas S.A.	STORAGE OF EQUIPMENT FOR SHIP LOADING & UNLOADING MANOEUVRES	06/02/2021	05/02/2024	15.00	52.76	10.55	63.31
Ao1571	Andabdul, S.L.	OPERATING KIOSK NO. 3 FOR HOSPITALITY AND CATERING	17/02/2021	16/02/2024	146.50	3,955.93	335.61	4,291.54
001540	Olano Sur, S.L.	FISH PRODUCTS TRANSPORTATION	18/02/2021	17/02/2046	207.64	0.00	0.00	0.00
001577	Estudios y Aplicaciones Electrónicas S.A.	NAVAL ELECTRONICS AND INDUSTRIAL SECURITY SYSTEMS	22/02/2021	21/02/2031	1,620	14,865.28	1,200.54	16,065.82
001528	Baltimar S.A.	HANDLING, PACKAGING, STORAGE, MARKETING, EXPORTATION & SALE OF FISH & SEAFOOD	23/02/2021	22/02/2046	103.86	0.00	0.00	0.00

Reference	Owner	Purpose	Date Awarded	Expiry Date	Tontal M²	Occupancy Rate	Activity Rate	Total Rates
001550	Gruas Lozano S.A.	MACHINERY DEPOT & WORKSHOP	25/02/2021	24/02/2026	3,957.33	22,852.42	1,868.49	24,720.91
001560	Tir Sevilla, S.L.	TRANSPORTATION & SALE OF FISH PRODUCTS	25/02/2021	24/02/2046	103.84	0.00	0.00	0.00
001518	Vázquez Fernández. Rafael	HANDLING, PACKAGING, STORAGE, MARKETING, EXPORTATION & SALE OF FISH & SEAFOOD	26/02/2021	25/02/2046	103.86	0.00	0.00	0.00
001520	Mariscos Costa de la Luz S.L.	HANDLING, PACKAGING, STORAGE, MARKETING, EXPORTATION & SALE OF FISH & SEAFOOD	26/02/2021	25/02/2046	207.98	0.00	0.00	0.00
001521	Pescados y Mariscos Sánchez de la Campa S.L.	HANDLING, PACKAGING, STORAGE, MARKETING, EXPORTATION & SALE OF FISH & SEAFOOD	26/02/2021	25/02/2046	203.78	0.00	0.00	0.00
001530	Mariscos Sandimar, S.L.	HANDLING, PACKAGING, STORAGE, MARKETING, EXPORTATION & SALE OF FISH & SEAFOOD	26/02/2021	25/02/2046	112.28	0.00	0.00	0.00
A01569	As Promoción Comercial Puerto Huelva (HUELVAPORT)	HUELVAPORT OFFICES	28/02/2021	27/02/2024	16.70	1,084.25	7.92	1,092.17
001517	Pescados Y Mariscos Toni. C.B,	HANDLING, PACKAGING, STORAGE, MARKETING, EXPORTATION & SALE OF FISH & SEAFOOD	03/03/2021	02/03/2046	207.5	0.00	0.00	0.00
001519	Barroso y Cañón S.L.	HANDLING, PACKAGING, STORAGE, MARKETING, EXPORTATION & SALE OF FISH & SEAFOOD	03/03/2021	02/03/2046	103.81	0.00	0.00	0.00
001522	Mariscos Puertohuelva, S.L.	HANDLING, PACKAGING, STORAGE, MARKETING, EXPORTATION & SALE OF FISH & SEAFOOD	03/03/2021	02/03/2046	103.99	0.00	0.00	0.00

Reference	Owner	Purpose	Date Awarded	Expiry Date	Tontal M²	Occupancy Rate	Activity Rate	Total Rates
001524	Tartessos Mar, S.L.	HANDLING, PACKAGING, STORAGE, MARKETING, EXPORTATION & SALE OF FISH & SEAFOOD	03/03/2021	02/03/2046	207.48	0.00	0.00	0.00
001514	Marisco Pesca, S.L.	HANDLING, PACKAGING, STORAGE, MARKETING, EXPORTATION & SALE OF FISH & SEAFOOD	05/03/2021	04/03/2046	103.45	0.00	0.00	0.00
001516	Fernández Domínguez, Manuel	HANDLING, PACKAGING, STORAGE, MARKETING, EXPORTATION & SALE OF FISH & SEAFOOD	05/03/2021	04/03/2046	103.82	0.00	0.00	0.00
001515	Áridos Anfersa, S.L.	HANDLING, PACKAGING, STORAGE, MARKETING, EXPORTATION & SALE OF FISH & SEAFOOD	06/03/2021	05/03/2046	103.81	0.00	0.00	0.00
A01576	Fundacion Nao Victoria	"PASCUAL FLORES" SCHOONER MAINTENANCE WORK"	08/03/2021	06/05/2021	0.00	2,023.02	149.84	2172.86
001564	Edistribución Redes Digitales, S.L.U	REPLACING THE "ENESA" MVUC BETWEEN CD 73.002 "PUMP, TAXI" AND CD 104,934 "ODIEL RIVER"	18/03/2021	17/03/2071	321.68	260.09	0.00	260.09
001502	Atlantic Copper S.L.U.	FISH & SEAFOOD EXPORTERS	25/03/2021	24/03/2061	42,017.03	80,214.09	14,243.56	94,457.65
001568	Octogamba, S.L.	PREPARATION & MARKETING OF REFRIGERATED AND FROZEN SEAFOOD	29/03/2021	28/03/2046	519.12	23,393.58	0.00	23,393.58
A01575	Nuuk Ice Lovers, S.L.	ICE-CREAM RETAIL OUTLET AT KIOSK NO. 4 ON THE PROMENADE	09/04/2021	08/04/2024	146.50	4,293.98	158.01	4,451.99
001513	Mariscos Rubio, S.L.	HANDLING, PACKAGING, STORAGE, MARKETING, EXPORTATION & SALE OF FISH & SEAFOOD	17/04/2021	27/11/2021	0.00	2,525.83	0.00	2,525.83
001574	Moncobra, S.A.	INDUSTRIAL MAINTENANCE, MECHANICAL MANUFACTURING & BOILERMAKING	28/04/2021	27/12/2031	2,109	8,810.46	1,528.77	10,339.23

Reference	Owner	Purpose	Date Awarded	Expiry Date	Tontal M²	Occupancy Rate	Activity Rate	Total Rates
Ao1602	Fundacion Nao Victoria	“PASCUAL FLORES” SCHOONER MAINTENANCE WORK	07/05/2021	18/06/2021	0.00	668.91	59.53	728.44
Ao1547	Dinosaurs Tour, S.L.	DINOSAUR EXHIBITION	19/05/2021	01/06/2021	0.00	1,225.4	78.18	1,303.58
001563	Edistribución Redes Digitales, S.L.U.	NEW LOW VOLTAGE SUB GRID, TO CHANGE VOLTAGE AND INCREASE POWER	20/05/2021	19/05/2071	135.45	85.48	0.00	85.48
Ao1585	Sociedad de Gestión de Puertos y Marinas, S.L.	COMMERCIAL MANAGEMENT OFFICE ON THE LEVANTE QUAY	25/05/2021	24/05/2021	83.16	966.47	66.92	1,033.39
001529	Lagunapeixe, S.L.	HANDLING, PACKAGING, STORAGE, MARKETING, EXPORTATION & SALE OF FISH & SEAFOOD	11/06/2021	10/06/2046	103.83	0.00	0.00	0.00
Ao1600	García-Munté Energía S.L.	STORAGE OF SOLID FUELS IN GENERAL, COAL & BIOMASS	14/06/2021	13/06/2023	15,000.00	23,064.39	4,612.88	27,677.27
Ao1608	Aldesa Construcciones, S.A.	OFFICE FOR ADMINISTRATIVE DUTIES	14/06/2021	13/12/2021	0.00	2,177.60	451.35	2,628.95
001349	Jardines del Odiel, S.L.	CONVENTION CENTER, CELEBRATIONS AND CATERING	26/06/2021	23/03/2024	4,306.56	10,909.16	1,864.11	12,773.27
Ao1555	Hermes Logística, S.A.	TRAFFIC CONTROL OFFICE FOR LOADING AND UNLOADING REEFER TRAILERS AND TRUCKS	02/07/2021	01/07/2024	15.00	24.94	275.75	300.69
Ao1613	Yilport Huelva S.L.	ADMINISTRATIVE AUTHORISATION REQUESTED FOR THE CONTAINER CRANES PARKING AREA ON THE SOUTH WHARF IN THE PORT OF HUELVA SERVICE AREA	12/07/2021	11/07/2024	3,240.00	8,357.54	1,671.51	10,029.05
Ao1605	Acsa Obras e Infraestructuras, S.A.U,	WORKS OFFICE FOR THE REMODELLING OF THE SANTA EULALIA SYPHON BRIDGE	16/07/2021	15/07/2023	810.00	2,604.73	203.55	2,808.28
Ao1601	Bernardino Abad, S.L.	BROKERAGE IN EXTERNAL FREIGHT TRAFFIC OPERATIONS	20/07/2021	19/07/2024	14.40	21.59	564.06	564.06

Reference	Owner	Purpose	Date Awarded	Expiry Date	Tontal M²	Occupancy Rate	Activity Rate	Total Rates
001578	Paco y Debo, S.L.	CONSTRUCTING AND OPERATING A WATERSPORTS-RECREATIONAL SAILING COMPLEX WITH COMPLEMENTARY CATERING AND LEISURE SERVICES	21/07/2021	20/07/2046	1,032.00	1,175.81	0.00	1,175.81
001604	Hielos Costa de la Luz, S.L.	ICE FACTORY	23/07/2021	22/07/2025	750.00	3,985.39	332.88	4,318.27
001566	Sociedad de Gestión de Puertos y Marinas, S.L.	CONSTRUCTION AND RUNNING AN URBAN MARINE/LEISURE SAILING FACILITY FOR WATERSPORTS-RECREATIONAL SAILING, COMMERCIAL AND COMPLEMENTARY ACTIVITIES IN THE ODIEL RIVER ESTUARY	28/07/2021	27/07/2056	90,558.00	4,691.81	0.00	4,691.81
Ao1627	Naviera Armas S.A.	EXPLOITATION OF A PRIVATE MARITIME TERMINAL FOR LOADING AND UNLOADING OF PASSENGERS, VEHICLES, AS WELL AS RO-RO CARGO, ON THE SOUTH PIER OF THE OUTER HARBOR	31/07/2021	30/07/2024	75.00	104.95	10,254.18	10,359.13
Ao1615	Suisca Iberia, S.L.U.	SHIP CHANDLER AND PRIVATE BONDED WAREHOUSE AT NO. 2 STORAGE FACILITY ON THE LEVANTE WHARF	07/08/2021	06/09/2022	480.00	4,303.67	483.29	4,786.96
001637	NEDGIA Andalucía, S.A.	GAS CONNECTION TO CEPSA QUÍMICA, S.A.	11/08/2021	10/08/2041	112.92	82.60	52.65	123.25
001628	Intertek Ibérica Spain, S.L.U.	SHIP LOADING & UNLOADING INSPECTION SERVICES	21/08/2021	20/08/2027	62.19	675.38	218.63	894.01
Ao1609	Yilport Huelva S.L.	TECHNICAL OFFICE OF THE SUBCONTRACTOR THAT WILL PROVIDE THE ACCEPTANCE AND COMMISSIONING SERVICE FOR THREE NEW CRANES FOR THE YILPORT HUELVA S.A. ADMINISTRATIVE CONCESSION.	02/09/2021	07/10/2021	0.00	1,111.45	9.86	1,121.31
Ao1622	Bergé Marítima S.L.	TEMPORARY STORAGE OF WOOD CHIPS	05/09/2021	04/09/2022	19,360.00	17,607.39	3,521.48	21,128.87

Reference	Owner	Purpose	Date Awarded	Expiry Date	Tontal M²	Occupancy Rate	Activity Rate	Total Rates
Ao1626	Drace Geocisa, S.A.	STOCKPILING AREA AND PROVISIONAL MOTE FACILITY FOR ANCILLARY RESOURCES AND MATERIALS JETTY	07/10/2021	06/04/2022	1,225.00	670.39	134.08	804.47
oo1616	Mariscos Rubio, S.L.	PREPARATION & MARKETING OF FISH & SEAFOOD	12/10/2021	11/10/2046	534.37	1,567.94	0.00	1,567.94
Aoo1618	Amarres Marítimos del Sur S.L.	ANCILLARY PREMISES OF THE VESSEL MOORING AND UNMOORING PORT SERVICE	19/10/2021	18/10/2024	71.15	371.95	20.27	392.22
Ao1619	Asociación Club Ferroviario de Huelva	2021 HUELVA MODEL RAILWAY MEETING	21/10/2021	25/10/2021	0.00	628.43	66.95	695.38
oo1621	Pescados Hermanos Diaz, S.L.	HANDLING, PACKAGING, STORAGE, MARKETING, EXPORTATION & SALE OF FISH & SEAFOOD	21/10/2021	20/10/2046	209.20	2,459.31	0.00	2,459.31
Ao1632	Consejería de Agricultura, Ganadería, Pesca y Desarrollo Sostenible de la Junta de Andalucía,	TEMPORARY STORAGE OF FISHING GEAR AND ITEMS SEIZED DURING FISHING INSPECTIONS	23/10/2021	22/10/2024	80.00	0.00	0.00	0.00
Ao1633	Martransit Group 2016, S.L.	OFFICE FOR CUSTOMS REPRESENTATION AND CLEARANCE WORK	04/11/2021	03/11/2024	9.76	5.14	190.68	195.82
Ao1634	ESTIHUELVA Centro Portuario de Empleo, S.A..	CHANGING ROOMS FOR WORKERS OF THE GOODS HANDLING SERVICE	25/11/2021	24/11/2036	179.31	587.65	10.23	597.88
oo1579	Industrial Almunasty S.L.	TIMBER INDUSTRIAL WORKSHOP AND PORT MAINTENANCE AND CONSTRUCTION MATERIALS WAREHOUSE	30/11/2021	29/11/2037	2,949.30	570.76	131.51	702.27
Ao1631	Consignaciones y Graneles del Suroeste S.A.	SOLID BULK DEPOSIT	01/12/2021	30/11/2024	9,035.13	2,118.14	423.63	2,541.77
Ao1643	Atlantic Copper S.L.U.	TEMPORARY STORAGE OF MATERIALS AND EQUIPMENT	04/12/2021	03/09/2022	5,307.70	2,338.87	179.76	2,518.63
Ao1610	Balearia Eurolíneas Marítimas, S.A.	PRIVATE MARITIME TERMINAL FOR LOADING & UNLOADING OF PASSENGERS & VEHICLES	11/12/2021	10/12/2024	7,150.00	0.00	0.00	0.00

Traffic statistics

Passenger traffic

Passengers

PASSENGERS, NUMBER

		Domestic	Foreign	Internal	Total
Shipping lines	Embarked	26,046		8,465	34,511
	Disembarked	22,062		8,465	30,527
	In transit				
	Total	48,108		16,930	65,038
Cruise	In transit	584			584
	Starting a cruise				0
	Ending a cruise				0
	Total	584			584
Other passengers					4,453
	Total				4,453
TOTAL		48,692		16,930	70,075

PASSANGERS OF REGULAR LINE

Ports of origin and destination	Domestic		Foreign		Total
	Loaded	Unloaded	Loaded	Unloaded	
Arrecife de Lanzarote	2,921	953	0	0	3,874
La Luz and Las Palmas	9,232	7,509	0	0	16,741
Puerto del Rosario (Fuerteventura)	164	163	0	0	327
Santa Cruz de Tenerife	3,702	4,371	0	0	8,073
Tenerife	10,027	9,066	0	0	19,093
Total	26,046	22,062	0	0	48,108

Vehicles

VEHICLES BY PASSAGE TYPE, NUMBER

	Type of vehicle	Loaded	Unloaded	Total
Domestic	Motorcycles (0004)	551	442	993
	Cars (0005 y 0005L)	14,462	11,422	25,884
	Vans (0006)	0	0	0
	Coaches/buses (0007 y 0008)	0	0	0
	Total	15,013	11,864	26,877
Foreign	Motorcycles (0004)	0	0	0
	Cars (0005 y 0005L)	0	0	0
	Vans	0	0	0
	Coaches/buses (0007 y 0008)	0	0	0
	Total	0	0	0
Total		15,013	11,864	26,877

Vessels

Merchant vessels

DISTRIBUTION BY TONNAGE

		Up to 3.000 GT	From 3.001 to 5.000 GT	From 5.001 to 10.000 GT	From 10.001 to 25.000 GT	From 25.001 to 50.000 GT	More than 50.000 GT	Total
Spanish	Nº	9	16	27	6	54	9	121
	G.T.	18,268	62,878	151,488	119,235	1,593,756	911,793	2,857,418
Foreign	Nº	162	417	727	363	345	130	2,144
	G.T.	364,776	1,755,824	4,918,419	6,623,875	10,573,175	11,427,602	35,663,671
Total	Nº	171	433	754	369	399	139	2,265
	G.T.	383,044	1,818,702	5,069,907	6,743,110	12,166,931	12,339,395	38,521,089
Percentage of total	Nº	7.55%	19.12%	33.29%	16.29%	17.62%	6.14%	100.01%
	G.T.	0.99%	4.72%	13.16%	17.50%	31.59%	32.03%	100%

DISTRIBUTION BY FLAG

Flags	Nº. of vessels	G.T.
Germany	17	169,677
Antigua and Barbuda	48	280,231
Saudi Arabia	2	58,904
Argelia	1	112,867
Barbados	15	89,322
Belgium	11	22,556
Bermudas	28	2,740,757
Brasil	1	81,429
Cabo Verde	1	1,435
China	3	57,653
Cyprus	212	3,961,663
Croatia	4	122,552
Denmark	57	761,751
Spain	121	2,857,418
Philippines	5	107,560
Finland	1	10,098
France	12	217,234
Gibraltar	10	64,445
Gran Bahamas	21	998,957
Greece	16	722,201
Holand	84	494,102
Honk Kong	26	775,856
India	2	105,148
Indonesia	1	25,507
Ireland	4	16,152
Marshall Islands	183	5,141,574
Isle of Man	8	165,734
Cayman Islands	21	455,483
Cook islands	3	13,454

Flags	Nº. of vessels	G.T.
Islas Faroe	1	3,618
Italy	117	1,602,384
Latvia	10	32,989
Lebanon	1	11,918
Liberia	102	2,663,970
Lithuania	1	1,675
Luxembourg	6	27,728
Malta	536	5,333,397
Morocco	13	29,454
Norway	22	854,761
Palau	2	9,521
Panama	142	2,002,643
Portugal	234	2,969,093
United Kingdom	20	422,200
Russia	6	32,375
San Vicente and Granadina	3	21,362
Seychelles	2	43,699
Singapur	71	1,405,227
Sweden	1	12,770
Switzerland	1	22,697
Turkey	54	379,533
Vanuatu	2	6,355
Total	2,265	38,521,089

DISTRIBUTION BY VESSEL TYPE

Type of vessels		Spanish		Foreign		Total	
		Nº	G.T	Nº	G.T	Nº	G.T
Bulk-liquids (Tankers)	Bulk-liquids (Tankers)	39	1,166,678	1,430	25,099,867	1,469	26,266,545
	Total	39	1,166,678	1,430	25,099,867	1,469	26,266,545
Bulk-carrier	Bulk-carrier	7	25,666	179	3,737,910	186	3,763,576
	Total	7	25,666	179	3,737,910	186	3,763,576
General Cargo	General Cargo	17	66,008	260	1,747,123	277	1,813,131
	Specialised Transport	0	0	0	0	0	0
	Total	17	66,008	260	1,747,123	277	1,813,131
Ro-Ro	Ro-Ro Passenger	0	0	0	0	0	0
	Ro-Ro Mixed	0	0	0	0	0	0
	Ro-Ro no passenger	54	1,593,756	107	2,948,034	161	4,541,790
	Total	54	1,593,756	107	2,948,034	161	4,541,790
Passenger	Passenger	1	68	5	10,190	6	10,258
	Fast Passenger	0	0	0	0	0	0
	Other cruise ships	0	0	4	85,038	4	85,038
	Total	1	68	9	95,228	10	95,296
Container ships	Container ships	1	4,990	107	936,140	108	941,130
	Total	1	4,990	107	936,140	108	941,130
Other merchant ships	Deep-Water Freezer Vessels	2	252	11	1,794	13	2,046
	Other merchant ships	0	0	41	1,097,575	41	1,097,575
	Unkown	0	0	0	0	0	0
	Total	2	252	52	1,099,369	54	1,099,621
Total		121	2,857,418	2,144	35,663,671	2,265	38,521,089

War vessels

Type	Spanish	Foreign	Total
Number	0	0	0
G.T.	0	0	0

Fresh fishing boats

Port based		
Number		14
G.T.		186

Recreational craft

Port based		
Number		0
Length and medium sleeves		0

Other vessels

Type	Number	G.T.
Vessel or floating artifact	1	6,088
Dredgers	9	16,852
Research and exploration	8	4,438
Other vessels and craft	41	28,095
Tugboats/pushers	28	15,304
Total	87	70,777

Freight

Moved through service quays and berths

Freight	Domestic			Foreign			Total		
	Loaded	Unloaded	Total	Loaded	Unloaded	Total	Loaded	Unloaded	Total
Oils and other products from distillation				5,230		5,230	5,230		5,230
Ethers, ether-alcohols, ether-phenols	2,499		2,499				2,499		2,499
Cyclic hydrocarbons		64,747	64,747	4,452	133,441	137,893	4,452	198,188	202,640
Liquid bulks Gasoline and refined oil	853,317	17,752	871,069	362,886	14,952	377,838	1,216,203	32,705	1,248,907
Diesel	558,516	47,812	606,328	789,720	52,752	842,471	1,348,236	100,564	1,448,799
Rest of general merchandise					5,960	5,960		5,960	5,960
Naphthas	3,001	51,646	54,647	957,330		957,330	960,332	51,646	1,011,978
Butane and propane	31,693	302	31,995	216,138	36,901	253,040	247,831	37,204	285,035
Fuel				31,414		31,414	31,414		31,414
Total	1,449,026	182,259	1,631,286	2,367,171	244,006	2,611,177	3,816,197	426,265	4,242,462
Dry bulks by special installation Hydraulic cements, in bulk	115,398		115,398	69,185		69,185	184,583		184,583
Total	115,398		115,398	69,185		69,185	184,583		184,583
Chip boards and similar				4,001		4,001	4,001		4,001
Barley	3,842		3,842	11,393	13,891	25,284	15,235	13,891	29,126
Dry bulks without special installation Mineral or chemical nitrogen fertilisers				656		656	656		656
Mineral or chemical fertilisers	4,184		4,184	66,807	24,947	91,754	70,991	24,947	95,938
Carbonates, peroxocarbonates					107,180	107,180		107,180	107,180
Other slags and ashes	103,414		103,414	271,630		271,630	375,044		375,044

Freight	Domestic			Foreign			Total		
	Loaded	Unloaded	Total	Loaded	Unloaded	Total	Loaded	Unloaded	Total
Press cakes and other solid waste from soya oil extraction, including crushed and in pellets	8,236		8,236		285,666	285,666	8,236	285,666	293,902
Coal, briquettes, ovoids, fuel					28,627	28,627		28,627	28,627
Vegetable materials, waste, residues				3,299	57,072	60,371	3,299	57,072	60,371
Corn	14,910		14,910		143,935	143,935	14,910	143,935	158,845
Wood, sawdust, waste and scraps of wood				20,409		20,409	20,409		20,409
Non-calci-nated petro-leum coke				24,721	165,763	190,484	24,721	165,763	190,484
Iron mineral concentrates	6,470		6,470				6,470		6,470
Granulated slag (slag sand)				43,658		43,658	43,658		43,658
Waste and scrap					12,334	12,334		12,334	12,334
Potassium chloride		8,213	8,213		50,957	50,957		59,170	59,170
Other bulk solids	4,503		4,503	100,182	184,393	284,574	104,685	184,393	289,078
Copper ores and their concentrates				84,815	1,071,069	1,155,884	84,815	1,071,069	1,155,884
Titanium ores and their concentrates					114,334	114,334		114,334	114,334
Urea	12,545		12,545	4,247		4,247	16,792		16,792
Ammonium sulphate		4,000	4,000		51,100	51,100		55,100	55,100
Sulphates, alums, pero-xosulphates	1,202		1,202	132,149		132,149	133,351		133,351
Wheat and meslin seed					250,675	250,675		250,675	250,675
Total	159,306	12,213	171,519	767,968	2,561,942	3,329,910	927,273	2,574,155	3,501,429

Freight	Domestic			Foreign			Total		
	Loaded	Unloaded	Total	Loaded	Unloaded	Total	Loaded	Unloaded	Total
Tares of trailers and semi-trailers	23,974	8,135	32,110				23,974	8,135	32,110
Tares of motor vehicles	1,267	596	1,863				1,267	596	1,863
Tares of containers and tanks	6,068	859	6,927				6,068	859	6,927
Apricots	395		395				395		395
Acyclic alcohols and their derivatives	0		0				0		0
Malt beer, packaged	38	0	38				38	0	38
Hydraulic cements, in bulk	0		0				0		0
Onions, shallots, garlic, leeks	1,630		1,630				1,630		1,630
Food preparations not previously listed	3,854	0	3,854				3,854	0	3,854
Flat-rolled iron products	6		6				6		6
Oils and other products from distillation	1		1				1		1
Acido sulfúrico, óleum	0		0				0		0
Mineral or chemical nitrogen fertilisers	1		1	1,995		1,995	1,996		1,995
Mineral or chemical fertilisers	17		17	6,197		6,197	6,214		6,214
Passage	1,456	50	1,506				1,456	50	1,506
Iron and non-alloy steel sections	3		3				3		3
Carbonates, peroxocarbonates	2		2				2		2

Freight	Domestic			Foreign			Total		
	Loaded	Unloaded	Total	Loaded	Unloaded	Total	Loaded	Unloaded	Total
Other vegetables including wild	1,725	362	2,087				1,725	362	2,087
Other prepared or preserved vegetables	222		222				222		222
Fresh and refrigerated tomatoes	1,150	4,756	5,906				1,150	4,756	5,906
Prepared or preserved tomatoes	34		34				34		34
Ethers, ether-alcohols, ether-phenols	0		0				0		0
Bananas, including plantains		6,053	6,053					6,053	6,053
Coal, briquettes, ovoids, fuel		0	0					0	0
Bird's eggs, not in shell	928		928				928		928
Salt (including table and denatured salt)	3		3				3		3
Fruit juices or other fruits	32		32		18,763	18,763	32	18,763	18,795
Vegetable materials, waste, residues	0		0				0		0
Raw eucalyptus wood	68,057		68,057				68,057		68,057
Corn	41		41				41		41
Fresh apples	842		842				842		842
Wood, sawdust, waste and scraps of wood	0		0				0		0
Fruit, nuts and other plant parts	152	0	152				152	0	152

Freight	Domestic			Foreign			Total		
	Loaded	Unloaded	Total	Loaded	Unloaded	Total	Loaded	Unloaded	Total
Passenger cars and other vehicles	2,562	1,556	4,118				2,562	1,556	4,118
Empty containers and tanks		7,623	7,623					7,623	7,623
Refined copper and copper alloys	0		0	91,533		91,533	91,533		91,533
Melons, watermelons and papayas, fresh	1,125	590	1,714				1,125	590	1,714
Waste and scrap		4	4					4	4
Tares of trailers and semi-trailers	9,532	10,591	20,123				9,532	10,591	20,123
Resto de mercancía general	41,756	7,437	49,192	3,638	23,690	27,328	45,394	31,127	76,521
Other bulk solids	938	0	938				938	0	938
Other bulk liquids	5,065	101	5,166				5,166	101	5,166
Phenols, ether-phenols	0		0				0		0
Sulphates, alums, peroxosulphates	0		0				0		0
Empty vehicles and cars	576	452	1,028				576	452	1,028
Butane and propane	0		0				0		0
Fresh or dried citrus fruits	2,943		2,943				2,943		2,943
Crustaceans, including shelled, live	301		301		4,554	4,554	301	4,554	4,855
Fuel	33		33				33		33
Total	176,727	49,165	225,892	103,363	47,008	150,371	280,089	96,173	376,262
Total	1,900,457	243,637	2,144,094	3,307,686	2,852,956	6,160,642	5,208,142	3,096,594	8,304,736

Moved through private quays and berths

	Freight	Cabotaje			Foreign			Total		
		Loaded	Unloaded	Total	Loaded	Unloaded	Total	Loaded	Unloaded	Total
Bulk liquids	Undenatured Ethyl Alcohol		26,349	26,349				26,349		26,349
	Acyclic alcohols and their derivatives		10,101	10,101		15,735	15,735		25,837	25,837
	Ketones and quinones	88,319		88,319	232,140		232,140	320,458		320,458
	Oils and other products from distillation	77,843		77,843		3,804	3,804	77,843	3,804	81,647
	Soya oil and its fractions, bulk		5,992	5,992					5,992	5,992
	Petroleum oils		63,324	63,324		8,048,365	8,048,365		8,111,689	8,111,689
	Sulphuric acid, oleum	60,940		60,940	628,022	3,571	631,592	688,962	3,571	692,533
	Palm oil and its fractions, bulk	34,790		34,790		314,809	314,809	34,790	314,809	349,599
	Mineral or chemical nitrogen fertilisers					5,984	5,984		5,984	5,984
	Diphosphorus pentaoxide, phosphoric acid					165,348	165,348		165,348	165,348
	Sodium hydroxide (caustic soda)					8,997	8,997		8,997	8,997
	Cyclic hydrocarbons	35,897		35,897	57,848		57,848	93,745		93,745
	Non-calcined petroleum coke	53,577	68,812	122,389	293,779		293,779	347,356	68,812	416,168
	Calcined petroleum coke, bitumen	6,119	5,000	11,119	10,503		10,503	16,622	5,000	21,622
	Petroleum gas and other hydrocarbons		188,550	188,550		13,165	13,165		201,716	201,716
	Gasoline and refined petroleum	713		713	322,281	236,989	559,270	322,994	236,989	559,983
Diesel	2,023		2,023	25,231	164,195	189,426	27,254	164,195	191,449	

	Freigh	Cabotaje			Foreign			Total		
		Loaded	Unloaded	Total	Loaded	Unloaded	Total	Loaded	Unloaded	Total
Bulk liquids	Natural Gas				330,396	3,238,794	3,569,190	330,396	3,238,794	3,569,190
	Asphalt-based bituminous mixtures	4,684		4,684	10,213		10,213	14,897		14,897
	Anhydrous ammonia or in aqueous solution	55,037		55,037				55,037		55,037
	Other general freight				1,113	51,904	53,016	1,113	51,904	53,016
	Other bulk liquids	7,995	5,642	13,637	99,029	329,979	429,007	107,023	335,621	442,644
	Urea					35,142	35,142		35,142	35,142
	Biodiesel and its mixtures	361,275	253,728	615,002	916,532	810,305	1,726,837	1,277,807	1,064,033	2,341,840
	Fenoles, fenoles-alcohols	221,553	102	221,654	275,329		275,329	496,882	102	496,984
	Butane and propane		2,400	2,400	1,609		1,609	1,609	2,400	4,009
	Fuel oil	689,844	107,898	797,743	73,717	775,833	849,550	763,562	883,731	1,647,293
Total	1,700,610	737,898	2,438,507	3,277,741	14,222,918	17,500,659	4,978,350	14,960,816	19,939,166	
Dry bulks by special installation	Press cakes and other solid waste					20,828	20,828		20,828	20,828
	Corn					68,158	68,158		68,158	68,158
	Other bulk solids				153,802		153,802	153,802		153,802
	Zinc ores and their concentrates	18,349		18,349	249,298		249,298	267,647		267,647
	Copper ores and their concentrates				529,738	157,223	686,961	529,738	157,223	686,961
Total	18,349		18,349	932,837	246,209	1,179,046	951,186	246,209	1,197,395	
Dry bulks without special installation	Barley					48,598	48,598		48,598	48,598
	Press cakes and other solid waste					37,920	37,920		37,920	37,920
	Vegetable materials, waste, residues					2,099	2,099		2,099	2,099
	Corn					35,968	35,968		35,968	35,968

	Freigh	Cabotaje			Foreign			Total		
		Loaded	Unloaded	Total	Loaded	Unloaded	Total	Loaded	Unloaded	Total
Dry bulks without special installation	Copper ores and their concentrates				21,749		21,749	21,749		21,749
	Total				21,749	124,584	146,333	21,749	124,584	146,333
General cargo	Tares of trailers and semi-trailers	55,174	24,665	79,839				55,174	24,665	79,839
	Tares of motor vehicles	1,027	715	1,742				1,027	715	1,742
	Tares of containers and tanks	53,595	4,203	57,798	24,935	1,607	26,542	78,530	5,810	84,340
	Apricots (damascos, chabacanos)	1,786		1,786				1,786		1,786
	Undenatured Ethyl Alcohol	0		0				0		0
	Acyclic alcohols and their derivatives	1		1					1	1
	Malt beer, packaged	7,927	306	8,233				7,927	306	8,233
	Hydraulic cements, packaged	1,669		1,669				1,669		1,669
	Onions, shallots, garlic, leaks	6,139		6,139				6,139		6,139
	Barley	675		675				675		675
	Hydraulic cements, in bulk	2,599		2,599				2,599		2,599
	Ketones and quinones	1		1				1		1
	Food preparations not specified elsewhere	8,881	0	8,881	300		300	9,181	0	9,181
	Flat-rolled iron products	6		6				6		6
	Soya oil and its fractions, bulk	0		0				0		0
Sunflower, safflower or cottonseed oil	264		264				264		264	
Crude petroleum oils	1		1				1		1	

	Freigh	Cabotaje			Foreign			Total		
		Loaded	Unloaded	Total	Loaded	Unloaded	Total	Loaded	Unloaded	Total
	Palm oil and its fractions, bulk	19		19				19		19
	Mineral or chemical nitrogen fertilisers	414		414				414		414
	Mineral or chemical fertilisers	270		270				270		270
	Passage	4,741	280	5,021				4,741	280	5,021
	Iron and non-alloy steel sections	1,559	5	1,564				1,559	5	1,564
	Diphosphorus pentoxide, phosphoric acid	22		22				22		22
	Carbonates, peroxocarbonates	14,141		14,141				14,141		14,141
General cargo	Other vegetables including wild	3,661	207	3,868	283		283	3,944	207	4,151
	Other prepared or preserved vegetables	1,028	6	1,034	2,443		2,443	3,471	6	3,477
	Fresh and refrigerated tomatoes	1,779	8,387	10,167				1,779	8,387	10,167
	Prepared or preserved tomatoes	1,055		1,055	5,165		5,165	6,219		6,219
	Press cakes and other solid waste	2,041		2,041				2,041		2,041
	Bananas, including plantains		37,164	37,164					37,164	37,164
	Coal, briquettes, ovoids, fuel	3		3	484		484	487		487
	Bird's eggs, not in shell	611		611				611		611
	Salt (including table and denatured salt)	1,027		1,027	126		126	1,153		1,153

	Freigh	Cabotaje			Foreign			Total		
		Loaded	Unloaded	Total	Loaded	Unloaded	Total	Loaded	Unloaded	Total
	Sodium hydroxide (caustic soda)	6		6				6		6
	Fruit juices or other fruits	7,678		7,678	69,951	288	70,240	77,629	288	77,917
	Plant materials, waste, residues	4,389		4,389				4,389		4,389
	Corn	744		744				744		744
	Fresh apples	1,567		1,567				1,567		1,567
	Wood, sawdust, waste and scraps of wood	364	10	374				364	10	374
	Fruits or other fruits and other parts	545	0	545	5,227	28	5,255	5,771	28	5,800
	Passenger cars and other vehicles	1,204	1,250	2,454				1,204	1,250	2,454
	Non-calcinated petroleum coke		817	817					817	817
	Empty containers and tanks	977	64,786	65,763	62	5,090	5,152	1,039	69,876	70,915
	Petroleum gas and other hydrocarbons	556		556				556		556
	Melons, watermelons and papayas, fresh	3,808	2,789	6,597				3,808	2,789	6,597
	Asphalt-based bituminous mixtures	146		146				146		146
	Nitrates, Nitrites, except strontium	96		96					96	96
	Granulated slag (slag sand)					24	24		24	24
	Waste and scrap		7,258	7,258					7,258	7,258
	Trailers, semi-trailers and platforms	1,789	31,806	33,595				1,789	31,806	33,595

	Freigh	Cabotaje			Foreign			Total		
		Loaded	Unloaded	Total	Loaded	Unloaded	Total	Loaded	Unloaded	Total
	Other general freight	165,387	14,527	179,914	17,976	2,673	20,650	183,363	17,201	200,564
	Other bulk solids	35,858	163	36,020	14,963	5,707	20,671	50,821	5,870	56,691
	Other bulk liquids	46,106	1,976	48,081	476	9	485	46,582	1,984	48,566
	Copper ores and their concentrates					565	565		565	565
	Urea	2		2				2		2
	Ammonium sulfate	437		437				437		437
General cargo	Sulphates, alums, peroxosulphates	212		212	616		616	828		828
	Empty vehicles and cars	1,539	868	2,408				1,539	868	2,408
	Wheat and meslin seed	34		34				34		34
	Fresh or dried citrus fruits	6,874	45	6,920				6,874	45	6,920
	Crustaceans, including shelled, live	208	32	240				208		240
	Fuel oil	108	84	192				108	84	192
	Total	452,749	202,350	655,100	143,006	15,991	158,997	595,755	218,341	814,096
	Total	2,171,708	940,248	3,111,956	4,375,333	14,609,702	18,985,034	6,547,040	15,549,950	22,096,990

Loaded and unloaded in the year

Goods	Domestic			Foreign			Total		
	Loaded	Unloaded	Total	Loaded	Unloaded	Total	Loaded	Unloaded	Total
Undenatured Ethyl Alcohol		26,349	26,349					26,349	26,349
Acyclic alcohols and their derivatives		10,101	10,101		15,735	15,735		25,837	25,837
Ketones and quinones	88,319		88,319	232,140		232,140	320,458		320,458
Oils and other products from distillation	77,843		77,843	5,230	3,804	9,034	83,074	3,804	86,877
Soya oil and its fractions, bulk		5,992	5,992					5,992	5,992
Crude petroleum oils		63,324	63,324		8,048,365	8,048,365		8,111,689	8,111,689
Sulphuric acid, oleum	60,940		60,940	628,022	3,571	631,592	688,962	3,571	692,533
Palm oil and its fractions, bulk	34,790		34,790		314,809	314,809	34,790	314,809	349,599
Liquid bulks									
Mineral or chemical nitrogen fertilisers					5,984	5,984		5,984	5,984
Diphosphorus pentaoxide, phosphoric acid					165,348	165,348		165,348	165,348
Ethers, ether-alcohols, ether-phenols	2,499		2,499				2,499		2,499
Sodium hydroxide (caustic soda)					8,997	8,997		8,997	8,997
Cyclic hydrocarbons	35,897	64,747	100,643	62,300	133,441	195,741	98,197	198,188	296,384
Non-calcined petroleum coke	53,577	68,812	122,389	293,779		293,779	347,356	68,812	416,168
Calcined petroleum coke, bitumen	6,119	5,000	11,119	10,503		10,503	16,622	5,000	21,622

Goods	Domestic			Foreign			Total		
	Loaded	Unloaded	Total	Loaded	Unloaded	Total	Loaded	Unloaded	Total
Petroleum gas and other hydrocarbons		188,550	188,550		13,165	13,165		201,716	201,716
Gasoline and refined petroleum	854,030	17,752	871,782	685,167	251,941	937,108	1,539,197	269,694	1,808,891
Gasoil	560,539	47,812	608,351	814,950	216,947	1,031,897	1,375,490	264,759	1,640,248
Natural Gas				330,396	3,238,794	3,569,190	330,396	3,238,794	3,569,190
Asphalt-based bituminous mixtures	4,684		4,684	10,213		10,213	14,897		14,897
Anhydrous ammonia or in aqueous solution	55,037		55,037				55,037		55,037
Liquid bulks				1,113	57,863	58,976	1,113	57,863	58,976
Other general freight				1,113	57,863	58,976	1,113	57,863	58,976
Other liquid bulks	7,995	5,642	13,637	99,029	329,979	429,007	107,023	335,621	442,644
Urea					35,142	35,142		35,142	35,142
Biodiesel and its mixtures	361,275	253,728	615,002	916,532	810,305	1,726,837	1,277,807	1,064,033	2,341,840
Naphtas	3,001	51,646	54,647	957,330		957,330	960,332	51,646	1,011,978
Phenols, phenol-alcohols	221,553	102	221,654	275,329		275,329	496,882	102	496,984
Butane and propane	31,693	2,703	34,396	217,747	36,901	254,649	249,440	39,604	289,044
Fuel	689,844	107,898	797,743	105,131	775,833	880,964	794,976	883,731	1,678,707
Total	3,149,636	920,157	4,069,793	5,644,911	14,466,924	20,111,835	8,794,547	15,387,081	24,181,628
Hydraulic cements, in bulk	115,398		115,398	69,185		69,185	184,583		184,583
Dry bulks by special installation					20,828	20,828		20,828	20,828
Press cakes and other solid waste from soya oil extraction, including crushed and in pellets					20,828	20,828		20,828	20,828
Corn					68,158	68,158		68,158	68,158
Other solid bulks				153,802		153,802	153,802		153,802

Goods	Domestic			Foreign			Total		
	Loaded	Unloaded	Total	Loaded	Unloaded	Total	Loaded	Unloaded	Total
Dry bulks by special installation	Zinc ores and their concentrates	18,349	18,349	249,298		249,298	267,647		267,647
	Copper ores and their concentrates			529,738	157,223	686,961	529,738	157,223	686,961
	Total	133,747	133,747	1,002,023	246,209	1,248,231	1,135,769	246,209	1,381,978
Dry bulks without special ins- tallation	Particle boards and similar			4,001		4,001	4,001		4,001
	Barley	3,842	3,842	11,393	62,488	73,882	15,235	62,488	77,724
	Mineral or chemical nitrogen fertilisers			656		656	656		656
	Mineral or chemical fertilisers	4,184	4,184	66,807	24,947	91,754	70,991	24,947	95,938
	Carbonates, peroxocar- bonates				107,180	107,180		107,180	107,180
	Other slags and ashes	103,414	103,414	271,630		271,630	375,044		375,044
	Press cakes and other solid waste from soya oil extraction, including crushed and in pellets	8,236	8,236		323,586	323,586	8,236	323,586	331,822
	Coal, briquettes, ovoids, fuel				28,627	28,627		28,627	28,627
	Vegetable materials, waste, resi- dues			3,299	59,171	62,470	3,299	59,171	62,470
	Corn	14,910	14,910		179,903	179,903	14,910	179,903	194,813
	Wood, sawdust, waste and scraps of wood			20,409		20,409	20,409		20,409
	Petroleum coke, uncalcined			24,721	165,763	190,484	24,721	165,763	190,484
	Iron mineral concentrates	6,470	6,470				6,470		6,470
	Granulated slag (slag sand)			43,658		43,658	43,658		43,658

Goods	Domestic			Foreign			Total		
	Loaded	Unloaded	Total	Loaded	Unloaded	Total	Loaded	Unloaded	Total
Dry bulks without special installation	Waste and scrap				12,334	12,334		12,334	12,334
	Potassium chloride		8,213	8,213		50,957		50,170	59,170
	Other bulk solids	4,503		4,503	100,182	184,393	284,574	104,685	184,393
	Copper ores and their concentrates				106,564	1,071,069	1,177,633	106,564	1,071,069
	Titanium ores and their concentrates					114,334	114,334		114,334
	Urea	12,545		12,545	4,247		4,247	16,792	
	Ammonium sulphate		4,000	4,000		51,100	51,100		55,100
	Sulphates, alums, peroxosulphates	1,202		1,202	132,149		132,149	133,351	
	Wheat and meslin seed					250,675	250,675		250,675
	Total	159,306	12,213	171,519	789,716	2,686,526	3,476,242	949,022	2,698,739
General cargo	Tares of trailers and semi-trailers	79,148	32,801	111,949				79,148	32,801
	Tares of motor vehicles	2,294	1,311	3,605				2,294	1,311
	Tares of containers and tanks	59,663	5,062	64,725	24,935	1,607	26,542	84,598	6,669
	Apricots	2,180		2,180				2,180	
	Undenatured Ethyl Alcohol	0		0				0	
	Acyclic alcohols and their derivatives	1		1				1	
	Malt beer, packaged	7,965	306	8,271				7,965	306
	Hydraulic cements, in bulk	1,669		1,669				1,669	
Onions, shallots, garlic, leeks	7,769		7,769				7,769		
Barley	675		675				675		

Goods	Domestic			Foreign			Total		
	Loaded	Unloaded	Total	Loaded	Unloaded	Total	Loaded	Unloaded	Total
Hydraulic cements, in bulk	2,599		2,599				2,599		2,599
Ketones and quinones	1		1				1		1
Non-expressed food preparations	12,735	1	12,735	300		300	13,034	1	13,035
Flat-rolled iron products	13		13				13		13
Oils and other products from distillation	1		1				1		1
Soya oil and its fractions, bulk	0		0				0		0
Sunflower, safflower, or cottonseed oils	264		264				264		264
Crude petroleum oils	1		1				1		1
Sulfuric acid, oleum	0		0				0		0
Palm oil and its fractions, bulk	19		19				19		19
Mineral or chemical nitrogen fertilisers	415		415	1,995		1,995	2,410		2,410
Mineral or chemical fertilisers	288		288	6,197		6,197	6,484		6,484
Passage	6,196	330	6,527				6,196	330	6,527
Iron and non-alloy steel sections	1,562	5	1,567				1,562	5	1,567
Diphosphorus pentaoxide, phosphoric acid	22		22				22		22
Carbonates, peroxocarbonates	14,143		14,143				14,143		14,143

	Goods	Domestic			Foreign			Total		
		Loaded	Unloaded	Total	Loaded	Unloaded	Total	Loaded	Unloaded	Total
General cargo	Other vegetables including wild	5,386	569	5,955	283		283	5,669	569	6,238
	Other prepared or preserved vegetables	1,250	6	1,256	2,443		2,443	3,693	6	3,699
	Fresh and refrigerated tomatoes	2,929	13,143	16,073				2,929	13,143	16,073
	Prepared or preserved tomatoes	1,089		1,089	5,165		5,165	6,254		6,254
	Press cakes and other solid waste from soya oil extraction, including crushed and in pellets	2,041		2,041				2,041		2,041
	Ethers, ether-alcohols, ether-phenols	0		0				0		0
	Bananas, including plantains		43,217	43,217					43,217	43,217
	Coal, briquettes, ovoids, fuel	3	0	3	484		484	487	0	487
	Bird's eggs, not in shell	1,539		1,539				1,539		1,539
	Salt (including table and denatured salt)	1,031		1,031	126		126	1,156		1,156
	Sodium hydroxide (caustic soda)	6		6				6		6
	Fruit juices or other fruits	7,709		7,709	69,951	19,052	89,003	77,600	19,052	96,712
	Vegetable materials, waste, residues	4,389		4,389				4,389		4,389
Raw eucalyptus wood	68,057		68,057				68,057		68,057	
Corn	785		785				785		785	

Goods	Domestic			Foreign			Total		
	Loaded	Unloaded	Total	Loaded	Unloaded	Total	Loaded	Unloaded	Total
Fresh apples	2,408		2,408				2,408		2,408
Wood, sawdust, waste and scraps of wood	364	10	374				364	10	374
Fruit juices or other fruits	696	0	697	5,227	28	5,255	5,923	29	5,952
Passenger cars and other vehicles	3,766	2,806	6,572				3,766	2,806	6,572
Non-calcinated petroleum coke		817	817					817	817
Empty containers and tanks	977	72,409	73,386	62	5,090	5,152	1,039	77,499	78,538
Refined copper and copper alloys	0		0	91,533		91,533	91,533		91,533
Petroleum gas and other hydrocarbons	556		556				556		556
Melons, watermelons and papayas, fresh	4,933	3,378	8,311				4,933	3,378	8,311
Asphalt-based bituminous mixtures	146		146				146		146
Nitrates, except strontium	96		96				96		96
Granulated slag (slag sand)					24	24		24	24
Waste and scrap		7,261	7,261					7,261	7,261
Trailers, semi-trailers and platforms	11,321	42,397	53,718				11,321	42,397	53,718
Other general freight	207,143	21,964	229,107	21,614	26,364	47,978	228,757	48,328	277,085
Other bulk solids	36,795	163	36,958	14,963	5,707	20,671	51,759	5,870	57,629

Goods	Domestic			Foreign			Total		
	Loaded	Unloaded	Total	Loaded	Unloaded	Total	Loaded	Unloaded	Total
Other bulk liquids	51,171	2,077	53,247	476	9	485	51,646	2,086	53,732
Copper ores and their concentrates					565	565		565	565
Urea	2		2				2		2
Phenols, phenol-alcohols	0		0				0		0
Ammonium sulphate	437		437				437		437
Sulfates, alums, peroxosulfates	212		212	616		616	828		828
General cargo									
Empty vehicles and cars	2,115	1,320	3,435				2,115	1,320	3,435
Wheat and meslin seed	34		34				34		34
Butane and propane	0		0				0		0
Fresh or dried citrus fruits	9,817	45	9,863				9,817	45	9,863
Crustaceans, including shelled, live	508	32	540		4,554	4,554	508	4,586	5,094
Fuel	141	84	225				141	84	225
Total	629,476	251,515	880,991	246,368	62,999	309,367	875,845	314,514	1,190,359
Total	4,072,165	1,183,885	5,256,050	7,683,018	17,462,658	25,145,677	11,755,183	18,646,543	30,401,726

Total freight by countries and loading and unloading

	Country	Loaded	Unloaded	Total
Port of Huelva	Albania	4,006	0	4,006
	Germany	15,286	23,775	39,060
	Angola	39,987	70,054	110,041
	Saudi Arabia	0	79,037	79,037
	Algeria	97,689	613,121	710,810
	Argentina	58,205	504,896	563,101
	Australia	0	46,100	46,100
	Bangladesh	60,995	0	60,995
	Bélgium	609,397	117,792	727,190
	Belarus	0	4,108	4,108
	Bonaire, Saint Eustatius & Saba	37,967	0	37,967
	Brazil	195,815	1,050,261	1,246,076
	Bulgaria	50,320	126,943	177,263
	Canada	0	51,332	51,332
	Chile	0	247,224	247,224
	China	819,606	276,314	1,095,920
	Chipre	3,005	0	3,005
	Colombia	0	17,664	17,664
	Congo	0	786	786
	Ivory Coast	6,012	3,995	10,007
	Croatia	14,087	0	14,087
	Unknown	3,400	0	3,400
	Denmark	28,740	29,477	58,217
	U.S.A	252,958	1,897,959	2,150,917
	Egypt	60,532	42,479	130,011
	Spain	4,072,165	1,184,611	5,256,776
	Estonia	3,242	5,352	8,594
	Finland	167,854	31,281	199,136
	France	510,160	127,466	637,625

	Country	Loaded	Unloaded	Total
Port of Huelva	Gabon	0	1,455	1,455
	Georgia	48,331	29,931	78,262
	Ghana	19,982	0	19,982
	Gibraltar	124,860	30,691	155,551
	Gran Bahamas	20,514	0	20,514
	Greece	82,315	0	82,315
	Guatemala	0	9,234	9,234
	Equatorial Guinea	0	63,867	63,867
	Holland	419,721	138,988	558,708
	Honduras	0	6,819	6,819
	India	69,385	29,531	98,916
	Indonesia	0	432,725	432,725
	Iraq	0	130,205	130,205
	Ireland	25,972	0	25,972
	Israel	420	100,529	100,948
	Italy	575,413	136,999	712,411
	Jamaica	22,000	0	22,000
	Japan	565,466	0	565,466
	Jordan	0	5,500	5,500
	Kuwait	0	6,237	6,237
	Latvia	281	5,228	5,509
	Lebanon	32,008	0	32,008
	Liberia	0	8,970	8,970
	Libia	16,027	411,980	428,007
	Lithuania	738	135,085	135,823
	Malaysia	0	281,172	281,172
	Malta	14,050	0	1,153,091
	Morocco	924,869	228,223	14,050
	Mauritania	4,019	0	4,109
	Mexico	11,565	253,743	265,309

	Country	Loaded	Unloaded	Total
Port of Huelva	Montenegro	0	102,968	102,968
	Mozambique	0	109,326	109,326
	Nigeria	273,409	4,640,905	4,914,313
	Norway	14,582	179,494	194,076
	Pakistan	65,118	0	65,118
	Panama	0	156,668	156,668
	Peru	42,951	149,344	192,295
	Poland	125	414	539
	Portugal	575,753	152,312	728,065
	Puerto Rico	94,386	0	94,386
	Dominican Republic	250	0	250
	United Kingdom	175,204	126,026	301,230
	South Korea	62,571	0	62,571
	Romania	8,842	75,876	84,719
	Russia	15,471	949,268	946,739
	Senegal	9,396	34,099	43,495
	South Africa	43,658	137,566	181,224
	Sweden	57,306	0	57,306
	Taiwan	0	11,274	11,274
	Togo	107,424	0	107,424
	Trinidad and Tobago	36,082	156,833	192,915
	Tunisia	11,446	0	11,446
	Turkey	32,854	2,336,637	2,369,491
	Ukraine	38,992	174,934	213,926
	Uruguay	0	146,096	146,096
	Venezuela	0	3,418	3,418
	Vietnam	0	3,948	3,948
Total		11,755,183	18,646,543	30,401,726

Roll-on/roll-off traffic

SUMMARY OF TRAFFIC

		Domestic	Foreign	Total
Loaded	By containers	44,936	0	44,936
	By other means	240,020	0	240,020
	Total	284,956	0	284,956
Unloaded	By containers	15,844	0	15,844
	By other means	157,795	0	157,795
	Total	173,639	0	173,639
Loaded and Unloaded	By containers	60,780	0	60,780
	By other means	397,815	0	397,815
	Total	458,595	0	458,595

MULTI-MODAL ROLL-ON/ROLL-OFF TRANSPORT UNITS

		Cabotaje			Exterior			Total		
Type		Loaded	Unloaded	Total	Loaded	Unloaded	Total	Loaded	Unloaded	Total
Accompanied	Articulated lorry	0	0	0	0	0	0	0	0	0
	Rigid lorry	339	260	599	0	0	0	339	260	599
	Road train	1	1	2	0	0	0	1	1	2
	TOTAL	340	261	601	0	0	0	340	261	601
Unaccompanied	Trailer, semi-trailer and platform (suitable for land transport)	12,548	10,168	22,716	0	0	0	12,548	10,168	22,716
	TOTAL	12,548	10,168	22,716	0	0	0	12,548	10,168	22,716
Others	Cab unit	21	24	45	0	0	0	21	24	45
	Van	163	61	224	0	0	0	163	61	224
	Roll trailer and other equipment (not suitable for land transport)	0	0	0	0	0	0	0	0	0
	TOTAL	184	85	269	0	0	0	184	85	269
Total		13,072	10,514	23,586	0	0	0	13,072	10,514	23,586

VEHICLE UNITS BY FREIGHT TYPE

Type	Domestic			Foreign			Total		
	Loaded	Unloaded	Total	Loaded	Unloaded	Total	Loaded	Unloaded	Total
Coaches/buses	24	1	25	0	0	0	24	1	25
Passanger cars	2,164	1,261	3,425	0	0	0	2,164	1,261	3,425
Lorries	452	150	602	0	0	0	452	150	602
Special vehicles	397	149	546	0	0	0	397	149	546
Motorcycles	1,255	205	1,460	0	0	0	1,255	205	1,460
Tractors and tractor trucks	1	0	1	0	0	0	1	0	1
Works trucks	85	0	85	0	0	0	85	0	85
Tanks	17		19	0	0	0	17	0	17
Total	4,395	1,768	6,163	0	0	0	4,395	1,768	6,163

Classification of freight

CLASSIFICATION BY NATURE

Freight	Domestic			Foreign			Total		
	Loaded	Unloaded	Total	Loaded	Unloaded	Total	Loaded	Unloaded	Total
1 Crude oil	1	63,324	63,325	0	8,048,365	8,048,365	1	8,111,689	8,111,689
2 Fuel oil	689,986	107,982	797,968	105,131	775,833	880,964	795,117	883,815	1,678,932
3 Diesel oil	560,539	47,812	608,351	814,950	216,947	1,031,897	1,375,490	264,759	1,640,248
4 Petrol	854,030	17,752	871,782	685,167	251,941	937,108	1,539,197	269,694	1,808,891
6 Other petroleum products	40,895	118,968	159,863	1,019,631	133,441	1,153,071	1,060,525	252,409	1,312,934
7 Energetic petroleum gases	32,249	191,253	223,502	217,747	50,067	267,814	249,996	241,320	491,316
12 Steam coal & petroleum coke	4,067	21	4,088	27,206	194,390	221,595	31,273	194,411	225,683
35 Natural gas and other gases	0	0	0	330,396	3,238,794	3,569,190	330,396	3,238,794	3,569,190
51 Biofuel	385,780	280,107	665,887	916,532	810,314	1,726,846	1,302,312	1,090,421	2,392,733
Total	2,567,546	827,220	3,394,765	4,116,760	13,720,092	17,836,851	6,684,305	14,547,311	21,231,617

			Domestic			Foreign			Total		
Freight			Loaded	Unloaded	Total	Loaded	Unloaded	Total	Loaded	Unloaded	Total
Iron and steel	8	Iron ore	6,470	0	6,470	0	9,960	9,960	6,470	9,960	16,430
	10	Other mireal ores	18,350	108	18,458	1,039,401	1,346,890	2,386,291	1,057,752	1,346,997	2,404,749
	11	Scrap iron	7	7,261	7,268	0	12,334	12,334	7	19,595	19,602
	13	Iron products	16,802	370	17,172	0	75	75	16,802	445	17,247
	36	Other metallurgic products	399	95	494	91,550	98	91,648	91,949	193	92,142
	Total			42,028	7,834	49,862	1,130,951	1,369,356	2,500,307	1,172,979	1,377,190
Non-metallic ores	25	Salt	1,031	0	1,031	126	0	126	1,156	0	1,156
	52	Other non-metallic minerals	108,649	44	108,693	323,706	28,099	351,804	432,355	28,143	460,498
	Total			109,680	44	109,724	323,831	28,099	351,930	433,511	28,143
Fertilisers	14	Phosphates	0	0	0	0	116,639	116,639	0	116,639	116,639
	15	Potash	0	8,213	8,213	0	65,091	65,091	0	73,304	73,304
	16	Natural and artificial fertilisers	18,261	4,000	22,261	143,129	123,914	267,043	161,389	127,914	289,303
	Total			18,261	12,213	30,474	143,129	305,645	448,774	161,390	317,858
Chemical products	17	Chemical products	533,108	11,547	544,655	1,302,152	317,867	1,620,019	1,835,260	329,414	2,164,674
	Total			533,108	11,547	544,655	1,302,152	317,867	1,620,019	1,835,260	329,414
Construction materials	5	Asphalt	60,539	74,607	135,146	312,501	0	312,501	373,040	74,607	447,647
	18	Cement & clinker	119,666	0	119,666	69,185	0	69,185	188,851	0	188,851
	20	Manufactured building materials	17,301	6	17,307	60	2,521	2,581	17,361	2,527	19,888
	Total			197,507	74,613	272,120	381,746	2,521	384,267	579,253	77,134
Agriculture, livestock & food	21	Cereals & their flours	25,931	0	25,931	21,278	561,224	582,503	47,209	561,224	608,434
	22	Soybean	0	0	0	0	0	0	0	0	0
	23	Fruits, vegetables & pulses	44,868	68,954	113,823	5,529	89	5,618	50,397	69,043	119,440
	24	Wines, drinks and spirits	39,784	381	40,164	71,936	19,180	91,116	111,719	19,561	131,280
	27	Tinned food	10,924	23	10,948	12,835	28	12,863	23,759	51	23,811

Freight		Domestic			Foreign			Total			
		Loaded	Unloaded	Total	Loaded	Unloaded	Total	Loaded	Unloaded	Total	
Agriculture, livestock & food	28	Tobacco, cocoa, coffee and spices	4,467	15	4,482	10	0	10	4,477	15	4,492
	29	Oils and greases	49,913	9,953	59,866	103,536	654,360	757,896	153,448	664,314	817,762
	30	Other foods	90,143	608	90,751	876	0	876	91,020	608	91,627
	33	Chilled or frozen fish	2,729	2,095	4,824	0	4,610	4,610	2,729	6,705	9,434
	37	Animal feed and fodder	42,025	2	42,026	10,562	424,395	434,957	52,586	424,397	476,983
	Total		310,784	82,031	392,815	226,561	1,663,887	1,890,449	537,346	1,745,918	2,283,264
Other goods	19	Wood and cork	68,980	10	68,990	24,411	1,197	25,608	93,390	1,208	94,598
	26	Paper and pulp	1,905	6	1,911	811	0	811	2,716	6	2,722
	31	Machinery, tools and spares	13,214	2,916	16,130	1,853	8,755	10,608	15,067	11,671	26,737
	34	Other goods	42,860	5,787	48,647	5,788	38,543	44,330	48,647	44,330	92,977
	Total		126,958	8,719	135,677	32,862	48,495	81,357	159,820	57,214	217,034
Vehicles & transport elements	32	Vehicles and their parts	12,723	5,264	17,987	29	0	29	12,752	5,264	18,015
	38	Ro-ro traffic tare weights	92,930	76,929	169,859	0	0	0	92,930	76,929	169,859
	39	Containers tare	60,640	77,471	138,111	24,997	6,697	31,694	85,637	84,167	169,805
	Total		166,293	159,664	325,957	25,026	6,697	31,722	191,319	166,360	357,679
Total		4,072,165	1,183,885	5,256,050	7,683,018	17,462,658	25,145,677	11,755,183	18,646,543	30,401,726	

(A) CLASSIFICATION BY NATURE AND FORMAT

Freight		Liquids bulk			Solids bulk			General freight containers			
		Loaded	Unloaded	Total	Loaded	Unloaded	Total	Loaded	Unloaded	Total	
Power products	1	Crude oil	0	8,111,689	8,111,689	0	0	0	1	0	1
	2	Fuel oil	794,976	883,731	1,678,707	0	0	0	141	84	225
	3	Gas oil	1,375,490	264,759	1,640,248	0	0	0	0	0	0
	4	Petrol	1,539,197	269,694	1,808,891	0	0	0	0	0	0
	6	Other petroleum products	1,059,198	251,517	1,310,715	0	0	0	1,324	892	2,216
	7	Energetic petroleum gases	249,440	241,320	490,760	0	0	0	556	0	556
	12	Steam coal & petroleum coke	5,982	0	5,982	24,721	194,390	219,111	569	21	590
	35	Natural gas and other gases	330,396	3,238,794	3,569,190	0	0	0	0	0	0
51	Biofuel	1,277,807	1,090,382	2,368,189	0	0	0	24,459	39	24,499	
	Total	6,632,485	14,351,885	20,984,370	24,721	194,390	219,111	27,050	1,036	28,087	
Siderurgic and metallurgic products	8	Iron ore	0	0	0	6,470	0	6,470	0	0	0
	10	Other mireal ores	0	0	0	1,057,750	1,346,122	2,403,872	2	875	877
	11	Scrap iron	0	0	0	0	12,334	12,334	0	7,258	7,258
	13	Iron products	0	0	0	0	0	0	16,354	385	16,738
	36	Other metallurgic products	0	0	0	0	0	0	344	179	523
	Total	0	0	0	1,064,220	1,358,456	2,422,676	16,700	8,697	25,397	
Non-metallic minerals	25	Salt	0	0	0	0	0	0	1,138	0	1,138
	52	Other non-metallic minerals	0	0	0	430,248	28,051	458,298	1,300	92	1,392
		Total	0	0	0	430,248	28,051	458,298	2,438	92	2,530
Fertilisers	14	Phosphates	0	0	0	0	116,639	116,639	0	0	0
	15	Potash	0	0	0	0	73,304	73,304	0	0	0
	16	Natural and artificial fertilisers	0	41,126	41,126	151,665	81,308	232,974	1,527	5,480	7,007
		Total	0	41,126	41,126	151,665	271,252	422,917	1,527	5,480	7,007

Freight			Liquids bulk			Solids bulk			General freight containers		
			Loaded	Unloaded	Total	Loaded	Unloaded	Total	Loaded	Unloaded	Total
Chemical products	17	Chemical products	1,646,912	217,614	1,864,526	155,772	107,180	262,952	30,310	2,061	32,372
	Total		1,646,912	217,614	1,864,526	155,772	107,180	262,952	30,310	2,061	32,372
Construction materials	5	Asphalt	372,894	73,812	446,705	0	0	0	104	796	900
	18	Cement & clinker	0	0	0	184,583	0	184,583	4,268	0	4,268
	20	Manufactured building materials	0	0	0	0	0	0	15,992	51	16,044
	Total		372,894	73,812	446,705	184,583	0	184,583	20,365	847	21,212
Stockbreeding and feeding products	21	Cereals & their flours	0	0	0	30,745	561,224	591,970	16,154	0	16,154
	22	Soybeans	0	0	0	0	0	0	0	0	0
	23	Fruits, vegetables	0	0	0	0	0	0	13,653	163	13,816
	24	Wines, drinks and spirits	0	0	0	0	0	0	110,388	788	111,176
	27	Tinned food	0	0	0	0	0	0	16,312	47	16,359
	28	Tobacco, cocoa, coffee and spices	0	0	0	0	0	0	2,147	15	2,162
	29	Oils and greases	142,256	664,310	806,567	0	0	0	8,656	2	8,658
	30	Other foods	0	0	0	0	0	0	23,943	7	23,950
	33	Chilled or frozen fish	0	0	0	0	0	0	42	127	169
	37	Animal feed and fodder	0	0	0	18,426	424,395	442,821	34,032	0	34,032
Total		142,256	664,310	806,567	49,171	985,620	1,034,791	225,329	1,148	226,477	
Other goods	19	Wood and cork	0	0	0	24,411	0	24,411	673	1,208	1,880
	26	Paper and pulp	0	0	0	0	0	0	2,612	0	2,612
	31	Machinery, tools and spares	0	0	0	0	0	0	9,701	1,429	11,129
	34	Other goods	0	38,334	38,334	0	0	0	39,133	3,531	42,664
	Total		0	38,334	38,334	24,411	0	24,411	52,118	6,167	58,285

Freight		Liquids bulk			Solids bulk			General freight containers			
		Loaded	Unloaded	Total	Loaded	Unloaded	Total	Loaded	Unloaded	Total	
Vehicles and transport elements	32	Vehicles and their parts	0	0	0	0	0	0	2,927	16	2,943
	38	Ro-ro traffic tare weights	0	0	0	0	0	0	0	0	0
	39	Containers tare	0	0	0	0	0	0	85,637	84,167	169,805
	Total		0	0	0	0	0	0	88,565	84,183	172,748
Total		8,794,547	15,387,081	24,181,628	2,084,791	2,944,948	5,029,739	464,402	109,711	574,113	

(B) CLASSIFICATION BY NATURE AND FORMAT

Freight		General conventional freight			Total general freight			Total			
		Loaded	Unloaded	Total	Loaded	Unloaded	Total	Loaded	Unloaded	Total	
Power products	1	Crude oil	0	0	0	1	0	1	1	8,111,689	8,111,689
	2	Fuel oil	0	0	0	141	84	225	795,117	883,815	1,678,932
	3	Gas oil	0	0	0	0	0	0	1,375,490	264,759	1,640,248
	4	Petrol	0	0	0	0	0	0	1,539,197	269,694	1,808,891
	6	Other petroleum products	3	0	3	1,327	892	2,219	1,060,525	252,409	1,312,934
	7	Energetic petroleum gases	0	0	0	556	0	556	249,996	241,320	491,316
	12	Steam coal & petroleum coke	0	0	0	569	21	590	31,273	194,411	225,683
	35	Natural gas and other gases	0	0	0	0	0	0	330,396	3,238,794	3,569,190
	51	Biofuel	46	0	46	24,505	39	24,544	1,302,312	1,090,421	2,392,733
	Total		49	0	49	27,100	1,036	28,136	6,684,305	14,547,311	21,231,617
Iron and steel	8	Iron ore	0	9,960	9,960	0	9,960	9,960	6,470	9,960	16,430
	10	Other mireal ores	0	0	0	2	875	877	1,057,752	1,346,997	2,404,749
	11	Scrap iron	6	4	10	7	7,261	7,268	7	19,595	19,602
	13	Iron products	448	60	509	16,802	445	17,247	16,802	445	17,247
	36	Other metallurgic products	91,604	14	91,619	91,949	193	92,142	91,949	193	92,142
Total		92,059	10,038	102,097	108,759	18,735	127,494	1,172,979	1,377,190	2,550,170	

Freight			General conventional freight			Total general freight			Total		
			Loaded	Unloaded	Total	Loaded	Unloaded	Total	Loaded	Unloaded	Total
Minerales no metálicos	25	Salt	19	0	19	1,156	0	1,156	1,156	0	1,156
	52	Other non-metallic minerals	808	0	808	2,107	92	2,200	432,355	28,143	460,498
	Total		826	0	826	3,264	92	3,356	433,511	28,143	461,654
Abonos	14	Phosphates	0	0	0	0	0	0	0	116,639	116,639
	15	Potash	0	0	0	0	0	0	0	73,304	73,304
	16	Natural and artificial fertilisers	8,197	0	8,197	9,724	5,480	15,204	161,389	127,914	289,303
	Total		8,197	0	8,197	9,724	5,480	15,204	161,390	317,858	479,247
Químicos	17	Chemical products	2,265	2,559	4,824	32,576	4,620	37,195	1,835,260	329,414	2,164,674
	Total		2,265	2,559	4,824	32,576	4,620	37,195	1,835,260	329,414	2,164,674
Materiales de construcción	5	Asphalt	42	0	42	146	796	942	373,040	74,607	447,647
	18	Cement & clinker	0	0	0	4,268	0	4,268	188,851	0	188,851
	20	Manufactured building materials	1,369	2,476	3,845	17,361	2,527	19,888	17,361	2,527	19,888
	Total		1,411	2,476	3,887	21,776	3,323	25,099	579,253	77,134	656,387
Agro-Ganadero y Alimentario	21	Cereals & their flours	309	0	309	16,464	0	16,464	47,209	561,224	608,434
	22	Soybeans	0	0	0	0	0	0	0	0	0
	23	Fruits, vegetables & pulses	36,744	68,881	105,624	50,397	69,043	119,440	50,397	69,043	119,440
	24	Wines, drinks and spirits	1,331	18,773	20,104	111,719	19,561	131,280	111,719	19,561	131,280
	27	Tinned food	7,447	4	7,451	23,759	51	23,811	23,759	51	23,811
	28	Tobacco, cocoa, coffee and spices	2,330	0	2,330	4,477	15	4,492	4,477	15	4,492
	29	Oils and greases	2,537	1	2,538	11,192	3	11,195	153,448	664,314	817,762
	30	Other foods	67,076	601	67,677	91,020	608	91,627	91,020	608	91,627
	33	Chilled or frozen fish	2,687	6,578	9,265	2,729	6,705	9,434	2,729	6,705	9,434
	37	Animal feed and fodder	128	2	130	34,160	2	34,162	52,586	424,397	476,983
Total			120,589	94,840	215,429	345,918	95,988	441,906	537,346	1,745,918	2,283,264

Freight		General conventional freight			Total general freight			Total			
		Loaded	Unloaded	Total	Loaded	Unloaded	Total	Loaded	Unloaded	Total	
Otras mercancías	19	Wood and cork	68,307	0	68,307	68,980	1,208	70,187	93,390	1,208	94,598
	26	Paper and pulp	104	6	111	2,716	6	2,722	2,716	6	2,722
	31	Machinery, tools and spares	5,366	10,242	15,608	15,067	11,671	26,737	15,067	11,671	26,737
	34	Other goods	9,514	2,465	11,979	48,647	5,996	54,643	48,647	44,330	92,977
	Total		83,292	12,713	96,005	135,410	18,880	154,290	159,820	57,214	217,034
Vehículos y elementos de transporte	32	Vehicles and their parts	9,824	5,248	15,072	12,752	5,264	18,015	12,752	5,264	18,015
	38	Ro-ro traffic tare weights	92,930	76,929	169,859	92,930	76,929	169,859	92,930	76,929	169,859
	39	Containers tare	0	0	0	85,637	84,167	169,805	85,637	84,167	169,805
	Total		102,754	82,178	184,932	191,319	166,360	357,679	191,319	166,360	357,679
Total		411,443	204,803	616,246	875,845	314,514	1,190,359	11,755,183	18,646,543	30,401,726	

CLASSIFICATION OF FREIGHT IN TRANSIT BY NATURE

Freight		Domestic			Foreign			Total			
		Loaded	Unloaded	Total	Loaded	Unloaded	Total	Loaded	Unloaded	Total	
Power products	1	Crude oil	0	0	0	0	0	0	0	0	0
	2	Fuel oil	0	0	0	0	0	0	0	0	0
	3	Gas oil	0	0	0	0	14,284	14,284	0	14,284	14,284
	4	Petrol	0	0	0	202,562	224,859	427,421	202,562	224,859	427,421
	6	Other petroleum products	0	0	0	0	0	0	0	0	0
	7	Energetic petroleum gases	0	0	0	0	0	0	0	0	0
	12	Steam coal & petroleum coke	0	0	0	12,317	0	12,317	12,317	0	12,317
	35	Natural gas and other gases	0	0	0	0	0	0	0	0	0
51	Biofuel	281,575	242,613	524,188	725,280	801,558	1,526,838	1,006,855	1,044,171	2,051,026	
Total		281,575	242,613	524,188	940,160	1,040,700	1,980,860	1,221,735	1,283,313	2,505,048	

Freight			Domestic			Foreign			Total		
			Loaded	Unloaded	Total	Loaded	Unloaded	Total	Loaded	Unloaded	Total
Siderurgical & metallurgical products	8	Iron ore	0	0	0	0	0	0	0	0	0
	10	Other mineral ores	0	0	0	107,942	157,223	265,165	107,942	157,223	265,165
	11	Scrap iron	0	0	0	0	0	0	0	0	0
	13	Iron products	0	0	0	0	0	0	0	0	0
	36	Other metallurgical products	0	0	0	0	0	0	0	0	0
	Total		0	0	0	107,942	157,223	265,165	107,942	157,223	265,165
Non-metallic ores	25	Salt	0	0	0	0	0	0	0	0	0
	52	Other non-metallic minerals	0	0	0	2,528	3,000	5,528	2,528	3,000	5,528
	Total		0	0	0	2,528	3,000	5,528	2,528	3,000	5,528
Fertilisers	14	Phosphates	0	0	0	0	0	0	0	0	0
	15	Potash	0	0	0	0	0	0	0	0	0
	16	Natural and artificial fertilisers	0	0	0	0	0	0	0	0	0
	Total		0	0	0	0	0	0	0	0	0
Chemical products	17	Chemical products	0	0	0	141	3,945	4,087	141	3,945	4,087
	Total		0	0	0	141	3,945	4,087	141	3,945	4,087
Construction materials	5	Asphalt	0	0	0	0	0	0	0	0	0
	18	Cement & clinker	0	0	0	0	0	0	0	0	0
	20	Manufactured building materials	0	0	0	0	717	717	0	717	717
	Total		0	0	0	0	717	717	0	717	717
Agriculture, livestock & food	21	Cereals & their flours	0	0	0	0	0	0	0	0	0
	22	Soybeans	0	0	0	0	0	0	0	0	0
	23	Fruits, vegetables & pulses	0	0	0	20	20	41	20	20	41
	24	Wines, drinks and spirits	0	0	0	417	417	834	417	417	834
	27	Tinned food	0	0	0	28	28	56	28	28	56

Freight		Domestic			Foreign			Total			
		Loaded	Unloaded	Total	Loaded	Unloaded	Total	Loaded	Unloaded	Total	
Agri- culture, livestock & food	28	Tobacco, cocoa, coffee and spices	0	0	0	0	0	0	0	0	
	29	Oils and greases	0	3,959	3,959	11,905	7,947	19,852	11,905	11,905	23,811
	30	Other foods	0	0	0	0	0	0	0	0	0
	33	Chilled or frozen fish	0	0	0	0	0	0	0	0	0
	37	Animal feed and fodder	0	0	0	0	0	0	0	0	0
	Total		0	3,959	3,959	12,371	8,412	20,783	12,371	12,371	24,742
Other goods	19	Wood and cork	0	0	0	0	0	0	0	0	
	26	Paper and pulp	0	0	0	0	0	0	0	0	
	31	Machinery, tools and spares	0	0	0	0	0	0	0	0	
	34	Other goods	3	10	13	0	0	0	3	10	13
	Total		3	10	13	0	0	0	3	10	13
Vehicles & transport elements	32	Vehicles and their parts	0	0	0	0	0	0	0	0	
	38	Ro-ro traffic tare weights	0	0	0	0	0	0	0	0	
	39	Containers tare	5	9	14	121	119	241	126	128	254
	Total		5	9	14	121	119	241	126	128	254
Total		281,583	246,590	528,174	1,063,263	1,214,117	2,277,380	1,344,847	1,460,707	2,805,554	

(A) CLASSIFICATION OF FREIGHT IN TRANSIT BY NATURE AND FORMAT

Freight		Bulk liquids			Bulk solids			General freight containers			
		Loaded	Unloaded	Total	Loaded	Unloaded	Total	Loaded	Unloaded	Total	
Energy	1	Crude oil	0	0	0	0	0	0	0	0	
	2	Fuel oil	0	0	0	0	0	0	0	0	
	3	Diesel oil	0	14,284	14,284	0	0	0	0	0	
	4	Gasoline	202,562	224,859	427,421	0	0	0	0	0	
	6	Other petroleum products	0	0	0	0	0	0	0	0	
	7	Petroleum gases	0	0	0	0	0	0	0	0	
	12	Coal & petroleum coke	0	0	0	12,317	0	12,317	0	0	0
	35	Natural gas	0	0	0	0	0	0	0	0	0
	51	Biofuel	1,006,852	1,044,167	2,051,019	0	0	0	3	3	7
		Total	1,209,414	1,283,310	2,492,724	12,317	0	12,317	3	3	7
Iron and steel	8	Iron ore	0	0	0	0	0	0	0	0	
	10	Other ores & metal waste	0	0	0	107,942	157,223	265,165	0	0	0
	11	Scrap iron	0	0	0	0	0	0	0	0	
	13	Iron & steel products	0	0	0	0	0	0	0	0	
	36	Other metal products	0	0	0	0	0	0	0	0	
		Total	0	0	0	107,942	157,223	265,165	0	0	0
Non-metallic ores	25	Common salt	0	0	0	0	0	0	0	0	
	52	Other non-metallic minerals	0	0	0	2,503	3,000	5,503	25	0	25
		Total	0	0	0	2,503	3,000	5,503	25	0	25
Fertilisers	14	Phosphates	0	0	0	0	0	0	0	0	
	15	Potash	0	0	0	0	0	0	0	0	
	16	Natural and artificial fertilisers	0	0	0	0	0	0	0	0	
		Total	0	0	0	0	0	0	0	0	
	Chemical products	17	Chemical products	0	3,804	3,804	0	0	0	141	141
		Total	0	3,804	3,804	0	0	0	141	141	283

Freight			Bulk liquids			Bulk solids			General freight containers		
			Loaded	Unloaded	Total	Loaded	Unloaded	Total	Loaded	Unloaded	Total
Construction materials	5	Asphalt	0	0	0	0	0	0	0	0	0
	18	Cement & clinker	0	0	0	0	0	0	0	0	0
	20	Manufactured construction materials	0	0	0	0	0	0	0	0	0
	Total		0	0	0	0	0	0	0	0	0
Agriculture, livestock & food	21	Cereals & their flours	0	0	0	0	0	0	0	0	0
	22	Soya beans	0	0	0	0	0	0	0	0	0
	23	Fruits, vegetables & pulses	0	0	0	0	0	0	20	20	41
	24	Wines, beverages, alcohols & derivatives	0	0	0	0	0	0	417	417	834
	27	Preserves	0	0	0	0	0	0	28	28	56
	28	Tobacco, cocoa, coffee and spices	0	0	0	0	0	0	0	0	0
	29	Oils & fats	11,905	11,905	23,811	0	0	0	0	0	0
	30	Other food products	0	0	0	0	0	0	0	0	0
	33	Frozen & refrigerated fish	0	0	0	0	0	0	0	0	0
	37	Feed & fodder	0	0	0	0	0	0	0	0	0
Total		11,905	11,905	23,811	0	0	0	465	465	931	
Other goods	19	Wood and cork	0	0	0	0	0	0	0	0	0
	26	Paper and pulp	0	0	0	0	0	0	0	0	0
	31	Appliances, tools & spare parts	0	0	0	0	0	0	0	0	0
	34	Other goods	0	0	0	0	0	0	3	10	13
Total		0	0	0	0	0	0	3	10	13	
Vehicles & transport elements	32	Cars and their parts	0	0	0	0	0	0	0	0	0
	38	Tare of equipment (ro-ro)	0	0	0	0	0	0	0	0	0
	39	Tare of containers	0	0	0	0	0	0	126	128	254
Total		0	0	0	0	0	0	126	128	254	
Total		1,221,319	1,299,019	2,520,338	122,763	160,223	282,986	764	748	1,512	

(B) CLASSIFICATION OF FREIGHT IN TRANSIT BY NATURE AND FORMAT

Freight		General conventional freight			Total general freight			Total			
		Loaded	Unloaded	Total	Loaded	Unloaded	Total	Loaded	Unloaded	Total	
Energy	1	Crude oil	0	0	0	0	0	0	0	0	
	2	Fuel oil	0	0	0	0	0	0	0	0	
	3	Diescl oil	0	0	0	0	0	0	14,284	14,284	
	4	Gasoline	0	0	0	0	0	0	202,562	224,859	427,421
	6	Other petroleum products	0	0	0	0	0	0	0	0	0
	7	Petroleum gases	0	0	0	0	0	0	0	0	0
	12	Coal & petroleum coke	0	0	0	0	0	0	12,317	0	12,317
	35	Natural gas	0	0	0	0	0	0	0	0	0
51	Biofuel	0	0	0	3	3	7	1,006,855	1,044,171	2,051,026	
	Total	0	0	0	3	3	7	1,221,735	1,283,313	2,505,048	
Iron and steel	8	Iron ore	0	0	0	0	0	0	0	0	
	10	Other ores & metal waste	0	0	0	0	0	0	107,942	157,223	265,165
	11	Scrap iron	0	0	0	0	0	0	0	0	0
	13	Iron products	0	0	0	0	0	0	0	0	0
	36	Other metallurgic products	0	0	0	0	0	0	0	0	0
	Total	0	0	0	0	0	0	107,942	157,223	265,165	
Non-metallic ores	25	Common salt	0	0	0	0	0	0	0	0	0
	52	Other non-metallic minerals	0	0	0	25	0	25	2,528	3,000	5,528
		Total	0	0	0	25	0	25	2,528	3,000	5,528
Fertilisers	14	Phosphates	0	0	0	0	0	0	0	0	0
	15	Potash	0	0	0	0	0	0	0	0	0
	16	Natural and artificial fertilisers	0	0	0	0	0	0	0	0	0
		Total	0	0	0	0	0	0	0	0	0
Chemical products	17	Chemical products	0	0	0	141	141	283	141	3,945	4,087
		Total	0	0	0	141	141	283	141	3,945	4,087

Freight			General conventional freight			Total general freight			Total		
			Loaded	Unloaded	Total	Loaded	Unloaded	Total	Loaded	Unloaded	Total
Construction materials	5	Asphalt	0	0	0	0	0	0	0	0	0
	18	Cement & clinker	0	0	0	0	0	0	0	0	0
	20	Manufactured building materials	0	717	717	0	717	717	0	717	717
	Total		0	717	717	0	717	717	0	717	717
Agriculture, livestock & food	21	Cereals & their flours	0	0	0	0	0	0	0	0	0
	22	Soya beans	0	0	0	0	0	0	0	0	0
	23	Fruits, vegetables & pulses	0	0	0	20	20	41	20	20	41
	24	Wines, beverages, alcohols & derivatives	0	0	0	417	417	834	417	417	834
	27	Preserves	0	0	0	28	28	56	28	28	56
	28	Tobacco, cocoa, coffee and spices	0	0	0	0	0	0	0	0	0
	29	Oils & fats	0	0	0	0	0	0	11,905	11,905	23,811
	30	Other food products	0	0	0	0	0	0	0	0	0
	33	Frozen & refrigerated fish	0	0	0	0	0	0	0	0	0
	37	Feed & fodder	0	0	0	0	0	0	0	0	0
Total		0	0	0	465	465	931	12,371	12,371	24,742	
Other goods	19	Wood and cork	0	0	0	0	0	0	0	0	0
	26	Paper and pulp	0	0	0	0	0	0	0	0	0
	31	Appliances, tools & spare parts	0	0	0	0	0	0	0	0	0
	34	Other goods	0	0	0	3	10	13	3	10	13
	Total		0	0	0	3	10	13	3	10	13
Vehicles & transport elements	32	Cars and their parts	0	0	0	0	0	0	0	0	0
	38	Tare of equipment (ro-ro)	0	0	0	0	0	0	0	0	0
	39	Tare of containers	0	0	0	126	128	254	126	128	254
	Total		0	0	0	126	128	254	126	128	254
Total		0	717	717	764	1,465	2,229	1,344,847	1,460,707	2,805,554	

Internal traffic, tonnes

Goods	Loaded	Unloaded	Total
Undenatured Ethyl Alcohol	0.00	0.00	0.00
Acyclic alcohols and their derivatives	0.00	0.00	0.00
Ketones and quinones	0.00	0.00	0.00
Oils and other products from distillation	0.00	0.00	0.00
Soya oil and its fractions, bulk	0.00	0.00	0.00
Crude petroleum oil	0.00	0.00	0.00
Sulphuric acid, oleum	0.00	0.00	0.00
Palm oil and its fractions, bulk	8,775.00	8,759.00	17,534.00
Mineral or chemical nitrogen fertilisers	0.00	0.00	0.00
Diphosphorus pentaoxide, phosphoric acid	0.00	0.00	0.00
Ethers, ether-alcohols, ether-phenols	0.00	0.00	0.00
Sodium hydroxide (caustic soda)	0.00	0.00	0.00
Cyclic hydrocarbons	0.00	0.00	0.00
Non-calcined petroleum coke	13,044.00	13,044.00	26,088.00
Calcined petroleum coke, bitumen	0.00	0.00	0.00
Liquid bulks			
Petroleum gas and other hydrocarbons	0.00	0.00	0.00
Gasoline and refined petroleum	0.00	0.00	0.00
Diesel	0.00	0.00	0.00
Natural gas	0.00	0.00	0.00
Asphalt-based bituminous mixtures	0.00	0.00	0.00
Anhydrous ammonia or in aqueous solution	0.00	0.00	0.00
Rest of general merchandise	0.00	0.00	0.00
Other bulk liquids	0.00	0.00	0.00
Urea	0.00	0.00	0.00
Biodiesel and its mixtures	14,861.00	14,854.00	29,715.00
Naphthas	0.00	0.00	0.00
Phenols, phenol-alcohols	0.00	0.00	0.00
Butane and propane	0.00	0.00	0.00
Fuel	0.00	0.00	0.00
Total	36,680.00	36,657.00	73,337.00

Goods	Loaded	Unloaded	Total
Particle boards and similar	0.00	0.00	0.00
Barley	0.00	0.00	0.00
Hydraulic cements, in bulk	0.00	0.00	0.00
Mineral or chemical nitrogen fertilisers	0.00	0.00	0.00
Mineral or chemical fertilisers	0.00	0.00	0.00
Carbonates, peroxocarbonates	0.00	0.00	0.00
Other slags and ashes	0.00	0.00	0.00
Press cake and other solid waste from the e	0.00	0.00	0.00
Coal, briquettes, ovoids, fuel	0.00	0.00	0.00
Vegetable materials, waste, residues	0.00	0.00	0.00
Corn	0.00	0.00	0.00
Wood, sawdust, waste and scraps of wood	0.00	0.00	0.00
Non-calcined Petroleum coke	0.00	0.00	0.00
Iron ore concentrates	0.00	0.00	0.00
Granulated slag (slag sand)	0.00	0.00	0.00
Waste and scrap	0.00	0.00	0.00
Potassium chloride	0.00	0.00	0.00
Other solid bulk	0.00	0.00	0.00
Zinc ores and other concentrates	0.00	0.00	0.00
Copper ores and their concentrates	0.00	0.00	0.00
Titanium ores and their concentrates	0.00	0.00	0.00
Urea	0.00	0.00	0.00
Ammonium sulphate	0.00	0.00	0.00
Sulphates, alums, peroxosulphates	0.00	0.00	0.00
Wheat and meslin seed	0.00	0.00	0.00
Total	0.00	0.00	0.00
Tares of trailers and semi-trailers	0.00	0.00	0.00
Particle boards and similar	0.00	0.00	0.00
Tares of motor vehicles	0.00	0.00	0.00
Tares of containers and tanks	0.00	0.00	0.00
Apricots	0.00	0.00	0.00

**Dry bulks
without special
installation**
General cargo

Goods	Loaded	Unloaded	Total
Undenatured Ethyl Alcohol	0.00	0.00	0.00
Acyclic alcohols and their derivatives	0.00	0.00	0.00
Malt beer, packaged	0.00	0.00	0.00
Hydraulic cements, in bulk	0.00	0.00	0.00
Onions, shallots, garlic, leeks	0.00	0.00	0.00
Barley	0.00	0.00	0.00
Hydraulic cements, in bulk	0.00	0.00	0.00
Ketones and quinones	0.00	0.00	0.00
Food preparations not previously listed	0.00	0.00	0.00
Flat-rolled iron products	0.00	0.00	0.00
Oils and other products from distillation	0.00	0.00	0.00
Soya oil and its fractions, bulk	0.00	0.00	0.00
Sunflower, safflower and cottonseed oils	0.00	0.00	0.00
Crude petroleum oil	0.00	0.00	0.00
Sulphuric acid, oleum	0.00	0.00	0.00
General cargo			
Palm oil and its fractions, bulk	0.00	0.00	0.00
Mineral or chemical nitrogen fertilisers	0.00	0.00	0.00
Mineral or chemical fertilisers	0.00	0.00	0.00
Passage	0.00	0.00	0.00
Iron and non-alloy steel sections	0.00	0.00	0.00
Diphosphorus pentaoxide, phosphoric acid	0.00	0.00	0.00
Carbonates, peroxocarbonates	0.00	0.00	0.00
Other vegetables including wild	0.00	0.00	0.00
Other prepared or preserved vegetables	0.00	0.00	0.00
Fresh and refrigerated tomatoes	0.00	0.00	0.00
Prepared or preserved tomatoes	0.00	0.00	0.00
Press cake and other solid waste from the e	0.00	0.00	0.00
Ethers, ether-alcohols, ether-phenols	0.00	0.00	0.00
Bananas, including plantains	0.00	0.00	0.00
Coal, briquettes, ovoids, fuel	0.00	0.00	0.00
Bird's eggs, not in shell	0.00	0.00	0.00

Goods	Loaded	Unloaded	Total
Salt (including table and denatures salt)	0.00	0.00	0.00
Sodium hydroxide (caustic soda)	0.00	0.00	0.00
Cyclic hydrocarbons	0.00	0.00	0.00
Fruit juices or other fruits	0.00	0.00	0.00
Vegetable materials, waste, residues	0.00	0.00	0.00
Raw coniferous wood	0.00	0.00	0.00
Raw eucalyptus wood	0.00	0.00	0.00
Corn	0.00	0.00	0.00
Fresh apples	0.00	0.00	0.00
Wood, sawdust, waste and scraps of wood	0.00	0.00	0.00
Fruits or other fruits and other parts	0.00	0.00	0.00
Passenger cars and other vehicles	0.00	0.00	0.00
Non-calcinated petroleum coke	0.00	0.00	0.00
Empty containers and tanks	0.00	0.00	0.00
Refined copper and copper alloys	0.00	0.00	0.00
General cargo			
Petroleum gas and other hydrocarbons	0.00	0.00	0.00
Diesel	0.00	0.00	0.00
Natural gas	0.00	0.00	0.00
Melons, watermelons and papayas, fresh	0.00	0.00	0.00
Asphalt-based bituminous mixtures	0.00	0.00	0.00
Nitrites, nitrates, except of strontium	0.00	0.00	0.00
Anhydrous ammonia or in aqueous solutio	0.00	0.00	0.00
Granulated slag (slag sand)	0.00	0.00	0.00
Waste and scrap (scrap)	0.00	0.00	0.00
Trailers, semi-trailers and platforms	0.00	0.00	0.00
Rest of general cargo	0.00	0.00	0.00
Other bulk solids	0.00	0.00	0.00
Other bulk liquids	0.00	0.00	0.00
Copper ores and their concentrates	0.00	0.00	0.00
Titanium ores and their concentrates	0.00	0.00	0.00
Urea	0.00	0.00	0.00

Goods	Loaded	Unloaded	Total
Naphthas	0.00	0.00	0.00
Phenols, phenol-alcohols	0.00	0.00	0.00
Ammonium sulphate	0.00	0.00	0.00
Sulphates, alums, peroxosulphates	0.00	0.00	0.00
Empty vehicles and cars	0.00	0.00	0.00
General cargo			
Wheat and meslin or tranquillón	0.00	0.00	0.00
Butane and propane	0.00	0.00	0.00
Fresh or dried citrus	0.00	0.00	0.00
Crustaceans, including shelled, live	0.00	0.00	0.00
Fuel	0.00	0.00	0.00
Total	0.00	0.00	0.00
Total	36,680.00	36,657.00	73,337.00

Provisions

Concepts	Tonnes
Liquid fuels	190,134
Water	20,593
Ice	0
Provisions	0
Others	25
Total	210,753

Fish caught

Types	Weight (kg)	1 st sale value (euros)
Mollusks	67,891,48	506,313,26
	67,891,48	506,313,26
Rustaceans	61,414,42	594,564,06
	Total	61,414,42
		594,564,06
Fish	48,397,29	223,963,77
	Total	48,397,29
		223,963,77
Total	177,703,19	1,324.841,09

Container traffic

20-foot containers

		Domestic		Foreign		Total	
		Number	Tonnes	Number	Tonnes	Number	Tonnes
Loaded	With cargo	3,522	78,668	485	11,723	4,007	90,391
	Empty	238	547	0	0	238	547
	Total	3,760	79,215	485	11,723	4,245	90,938
Unloaded	With cargo	153	2,845	67	1,740	220	4,585
	Empty	3,726	7,878	16	36	3,742	7,914
	Total	3,879	10,723	83	1,776	3,962	12,499
Total		7,639	89,938	568	13,499	8,207	103,437

Total containers over 20 feet

		Domestic		Foreign		Total	
		Number	Tonnes	Number	Tonnes	Number	Tonnes
Loaded	Full	12,780	241,750	5,191	131,221	17,971	372,971
	Empty	110	430	13	62	123	492
	Total	12,890	242,181	5,204	131,283	18,094	373,463
Unloaded	Full	1,139	18,466	339	9,161	1,478	27,627
	Empty	14,594	64,531	1,094	5,054	15,688	69,585
	Total	15,733	82,997	1,433	14,215	17,166	97,212
Total		28,623	325,178	6,637	145,498	35,260	470,676

Total containers of 20 feet or more

		Domestic		Foreign		Total	
		Number	Tonnes	Number	Tonnes	Number	Tonnes
Loaded	With cargo	16,302	320,419	5,676	142,944	21,978	463,363
	Empty	348	977	13	62	361	1,039
	Total	16,650	321,396	5,689	143,006	22,339	464,402
Unloaded	With cargo	1,292	21,311	406	10,901	1,698	32,212
	Empty	18,320	72,409	1,110	5,090	19,430	77,499
	Total	19,612	93,720	1,516	15,991	21,128	109,711
Total		36,262	415,116	7,205	158,997	43,467	574,113

Containers of 20 feet or more in transit

		Domestic		Foreign		Total	
		Number	Tonnes	Number	Tonnes	Number	Tonnes
Loaded	With cargo	1	11	29	753	30	764
	Empty	0	0	0	0	0	0
	Total	1	11	29	753	30	764
Unloaded	With cargo	2	22	28	726	30	748
	Empty	0	0	0	0	0	0
	Total	2	22	28	726	30	748
Total		3	34	57	1,479	60	1,512

Total 20-foot equivalent unit (TEUS) containers

		Domestic		Foreign		Total	
		TEUs	Tonnes	TEUs	Tonnes	TEUs	Tonnes
Loaded	With cargo	29,879	320,419	11,042	142,944	40,921	463,363
	Empty	458	977	26	62	484	1,039
	Total	30,337	321,396	11,068	143,006	41,405	464,402
Unloaded	With cargo	2,461	21,311	765	10,901	3,226	32,212
	Empty	33,753	72,409	2,205	5,090	35,958	77,499
	Total	36,214	93,720	2,969	15,991	39,183	109,711
Total		66,551	415,116	14,038	158,997	80,588	574,113

20-foot equivalent unit (TEUS) containers in transit

		Domestic		Foreign		Total	
		TEUs	Tonnes	TEUs	Tonnes	TEUs	Tonnes
Loaded	With cargo	2	11	57	753	59	764
	Empty	0	0	0	0	0	0
	Total	2	11	57	753	59	764
Unloaded	With cargo	4	22	56	726	60	748
	Empty	0	0	0	0	0	0
	Total	4	22	56	726	60	748
Total		6	34	112	1,479	118	1,512

Freight transported in containers classified by their nature

Freight		Domestic		Foreign		Total		Total tránsito		
		Loaded	Unloaded	Total	Loaded	Unloaded	Total	Loaded	Unloaded	Total
Energy	1 Crude oil	1	0	1	0	0	0	1	0	1
	2 Fuel oil	141	84	225	0	0	0	141	84	225
	3 Gas oil	0	0	0	0	0	0	0	0	0
	4 Petrol	0	0	0	0	0	0	0	0	0
	6 Other petroleum products	1,324	892	2,216	0	0	0	1,324	892	2,216
	7 Energetic petroleum gases	556	0	556	0	0	0	556	0	556
	12 Steam coal and petroleum coke	79	21	100	491	0	491	569	21	590
35 Natural gas and other gases	0	0	0	0	0	0	0	0	0	
51 Biofuel	24,459	30	24,490	0	9	9	24,459	39	24,499	
Total		26,560	1,027	27,587	491	9	500	27,050	1,036	28,087
Iron and steel	8 Iron ore	0	0	0	0	0	0	0	0	0
	10 Other mineral ores	2	108	109	0	768	768	2	875	877
	11 Scrap iron	0	7,258	7,258	0	0	0	0	7,258	7,258

Freight			Domestic		Foreign		Total		Total tránsito		
			Loaded	Unloaded	Total	Loaded	Unloaded	Total	Loaded	Unloaded	Total
Iron and steel	13	Iron products	16,354	315	16,669	0	70	70	16,354	385	16,738
	36	Other metallurgic products	327	81	408	18	98	115	344	179	523
	Total		16,682	7,762	24,444	18	935	952	16,700	8,697	25,397
Non-metallic ores	25	Salt	1,012	0	1,012	126	0	126	1,138	0	1,138
	52	Other non-metallic minerals	1,112	44	1,156	187	48	235	1,300	92	1,392
	Total		2,125	44	2,169	313	48	361	2,438	92	2,530
Fertilisers	14	Phosphates	0	0	0	0	0	0	0	0	0
	15	Potash	0	0	0	0	0	0	0	0	0
	16	Natural and artificial fertilizers	1,527	0	1,527	0	5,480	5,480	1,527	5,480	7,007
	Total		1,527	0	1,527	0	5,480	5,480	1,527	5,480	7,007
Chemical products	17	Chemical products	23,455	1,227	24,682	6,855	835	7,690	30,310	2,061	32,372
	Total		23,455	1,227	24,682	6,855	835	7,690	30,310	2,061	32,372
Construction materials	5	Asphalt	104	796	900	0	0	0	104	796	900
	18	Cement and clinker	4,268	0	4,268	0	0	0	4,268	0	4,268
	20	Manufactured building materials	15,992	3	15,996	0	48	48	15,992	51	16,044
	Total		20,365	799	21,164	0	48	48	20,365	847	21,212
Agriculture, livestock & food	21	Cereals and their flours	6,270	0	6,270	9,885	0	9,885	16,154	0	16,154
	22	Soybean	0	0	0	0	0	0	0	0	0
	23	Fruits and vegetables	8,125	74	8,198	5,529	89	5,618	13,653	163	13,816
	24	Wines, - drinks and spirits	38,453	371	38,824	71,936	417	72,352	110,388	788	111,176
	27	Tinned food	3,477	19	3,496	12,835	28	12,863	16,312	47	16,359
	28	Tobacco,co-coa,coffee and spices	2,138	15	2,153	9	0	9	2,147	15	2,162
	29	Oils and greases	5,261	2	5,263	3,394	0	3,394	8,656	2	8,658
	30	Other foods	23,067	7	23,074	876	0	876	23,943	7	23,950
33	Chilled or frozen fish	42	127	169	0	0	0	42	127	169	

Freight			Domestic		Foreign		Total		Total tránsito		
			Loaded	Unloaded	Total	Loaded	Unloaded	Total	Loaded	Unloaded	Total
Agriculture, livestock & food	37	Animal feed and fodder	33,072	0	33,072	960	0	960	34,032	0	34,032
	Total		119,906	614	120,520	105,423	534	105,957	225,329	1,148	226,477
	19	Wood and cork	673	10	683	0	1,197	1,197	673	1,208	1,880
	26	Paper and pulp	1,800	0	1,800	811	0	811	2,612	0	2,612
Other goods	31	Machinery, tools and spares	9,371	1,429	10,799	330	0	330	9,701	1,429	11,129
	34	Other goods	35,394	3,322	38,716	3,739	209	3,948	39,133	3,531	42,664
	Total		47,238	4,761	51,998	4,880	1,406	6,287	52,118	6,167	58,285
Vehicles & transport elements	32	Vehicles and their parts	2,899	16	2,914	29	0	29	2,927	16	2,943
	38	Ro-Ro traffic tare weights	0	0	0	0	0	0	0	0	0
	39	Containers tare	60,640	77,471	138,111	24,997	6,697	31,694	85,637	84,167	169,805
	Total		63,539	77,486	141,025	25,026	6,697	31,722	88,565	84,183	172,748
Total			321,396	93,720	415,116	143,006	15,991	158,997	464,402	109,711	574,113

General summary of maritime traffic

General table n.º 1

Concepts	Tonnes	
	In parts	Total
Bulk liquids	Petroleum products	15,487,714
	Natural gas	3,569,190
	Other liquids	5,124,724
	Total	24,181,628
Bulk solids		5,029,739
	Total	5,029,739
General freight		1,190,359
	Total	1,190,359
Internal traffic		73,337
	Total	73,337
Provisions	Petroleum products	190,134
	Others	20,618
	Total	210,753
Fresh fish		178
	Total	178
Total	30,685,994	30,685,994

General table n.º 2

(INCLUDED IN INTERNAL TRAFFIC, PROVISIONS AND FRESH FISH)

CONCEPTOS	TONELADAS / TONS
Freight loaded	12,002,616
Freight unloaded	18,683,378
Freight transshipped	0
Total	30,685,994

General table n.º 3

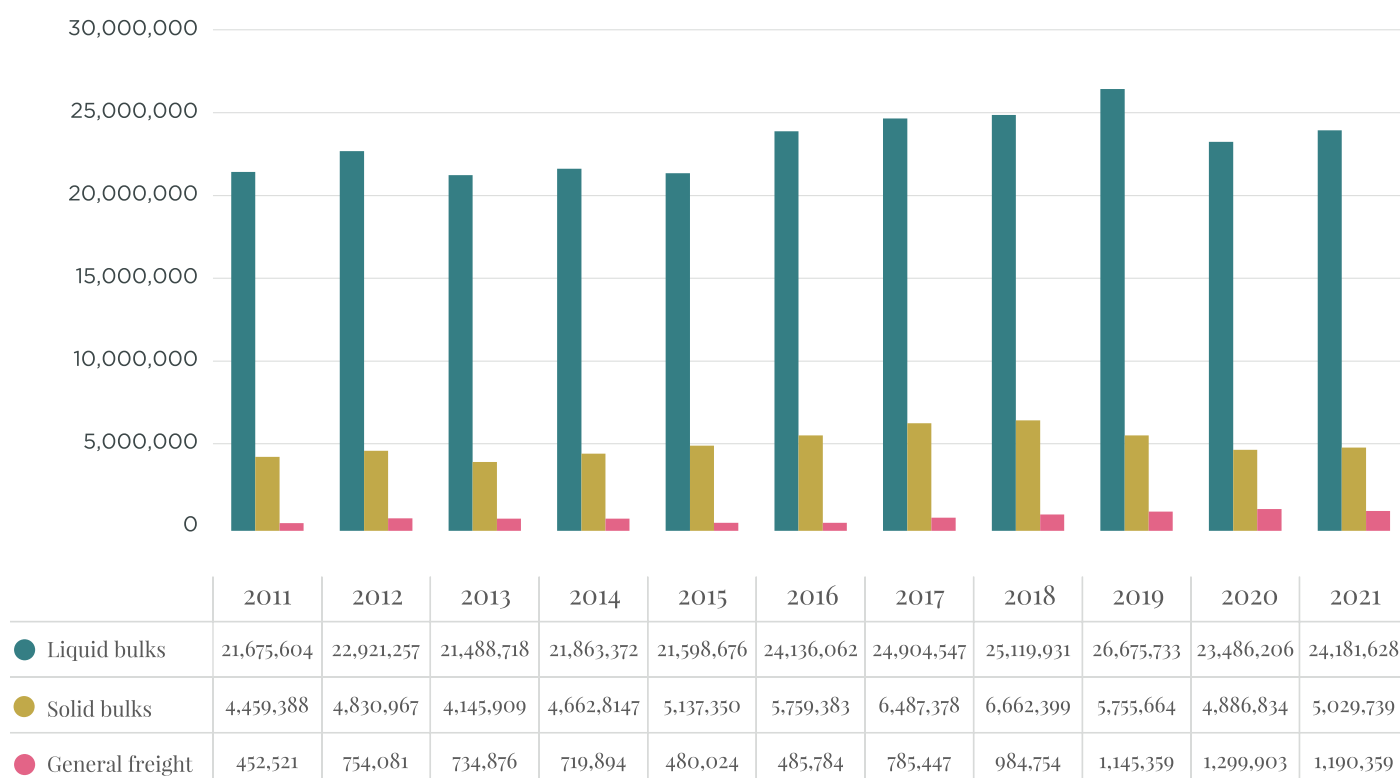
Concepts		Tonnes	
		In parts	Total
Foreign trade	Imports	Bulk liquids	13,414,473
		Bulk solids	2,772,512
		General freight	54,979
		Total	16,241,964
	Exports	Bulk liquids	4,705,164
		Bulk solids	1,668,976
		General freight	220,740
	Total	6,594,879	
	Total	22,836,843	
	Domestic trade		4,419,919
Total		4,419,919	
Freight in transit		2,805,300	
	Total	2,805,300	
Freight transshipped		0	
	Total	0	
Tares of equipment		339,664	
	Total	339,664	
Fresh fish, provisions & internal traffic		284,268	
	Total	284,268	
Total		30,685,994	

Land traffic

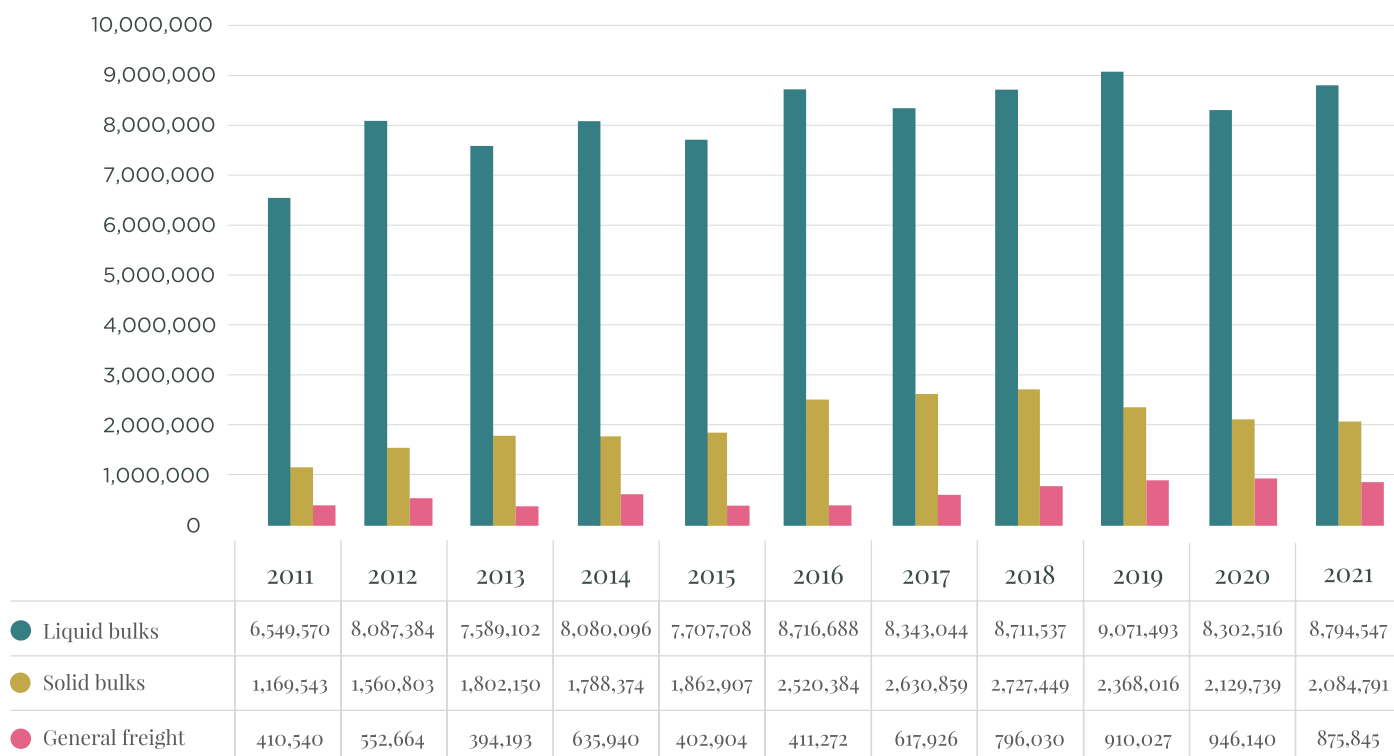
Means of transport used for entering or exiting the port services area	Loaded onto a vessel	Unloaded from a vessel	Total
Railway	105,136.00	223,789.00	328,926.00
Road	2,832,954.00	3,136,480.00	5,969,435.00
Pipework	7,472,246.00	13,825,567.00	21,297,812.00
Other means	0.00	0.00	0.00
Without land transport	1,344,847.00	1,460,707.00	2,805,554.00
Total freight by transport	11,755,183.00	18,646,543.00	30,401,726.00
Fish, provisions & internal or local traffic	247,433.00	36835	284,268.00
Total	12,002,616.00	18,683,378.00	30,685,994.00

Graphs and historical series

Freight traffic (Tonnes)



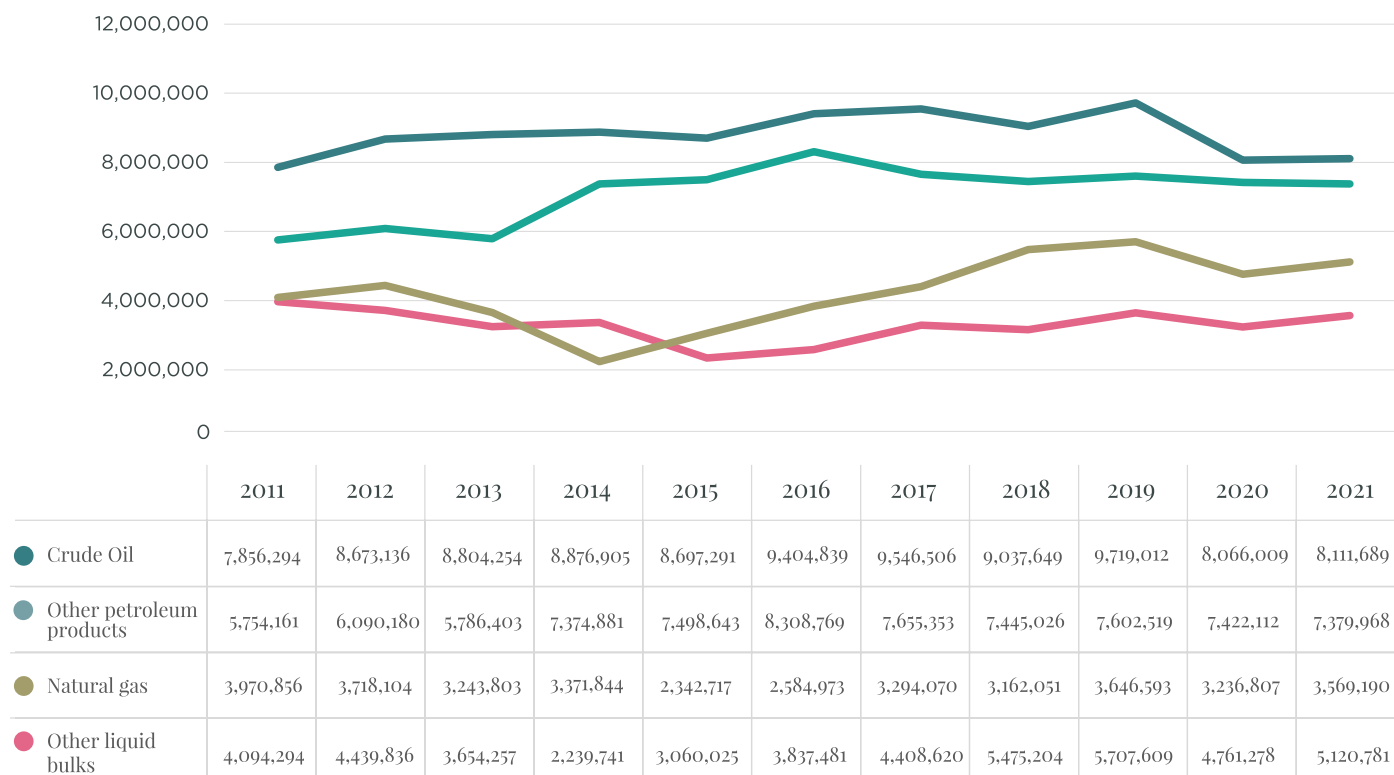
Loading of freight (Tonnes)



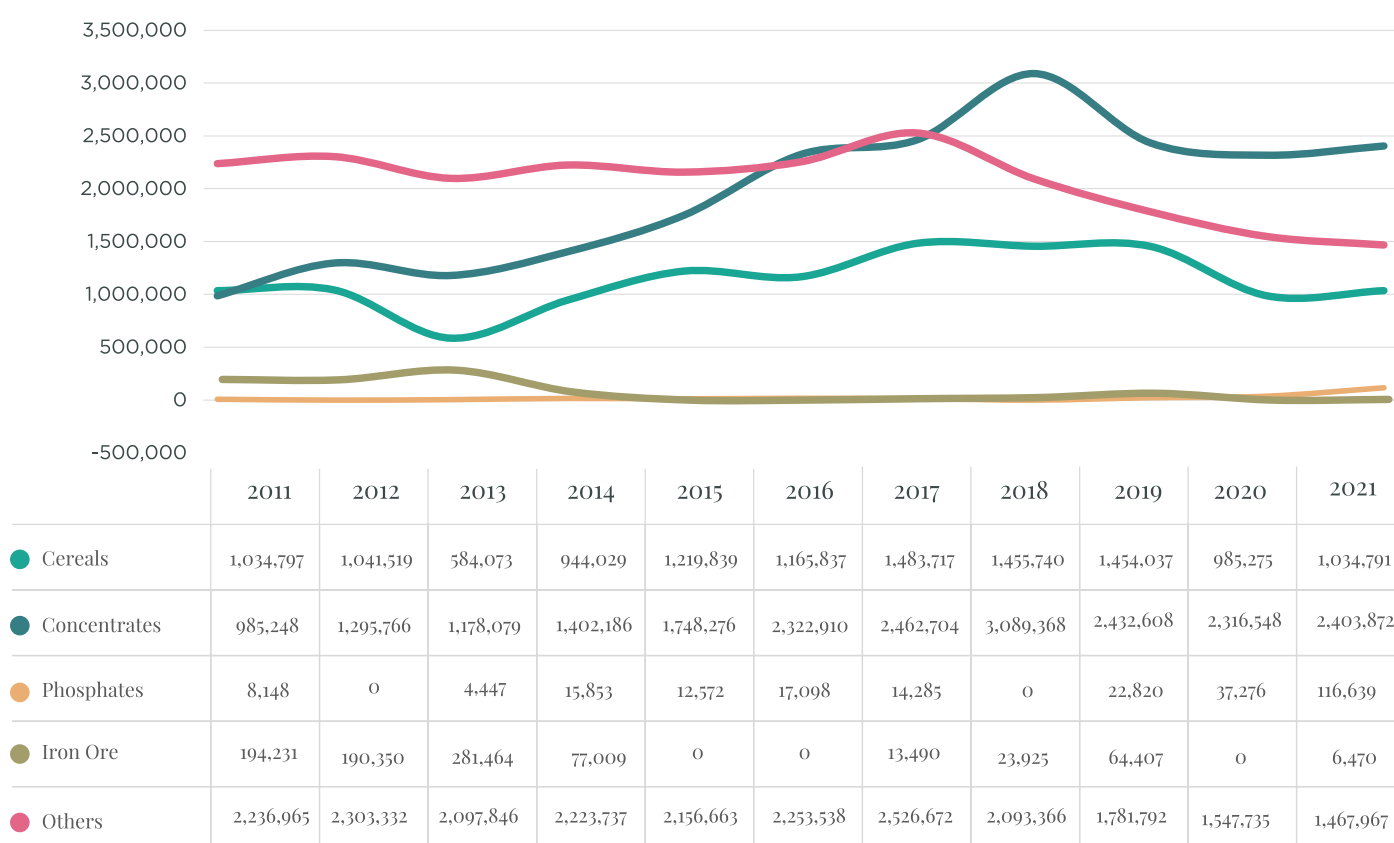
Unloading of freight (Tonnes)



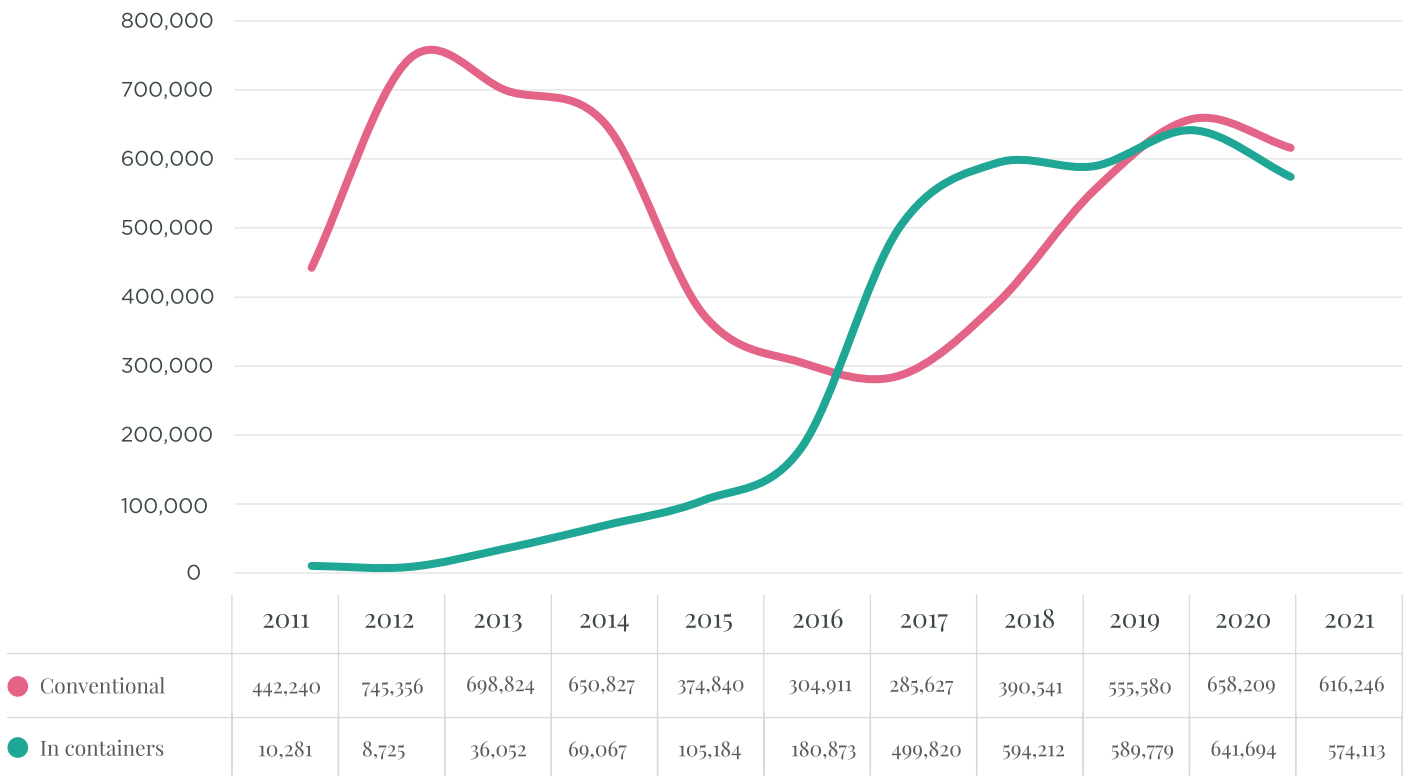
Liquid Bulks (Tonnes)



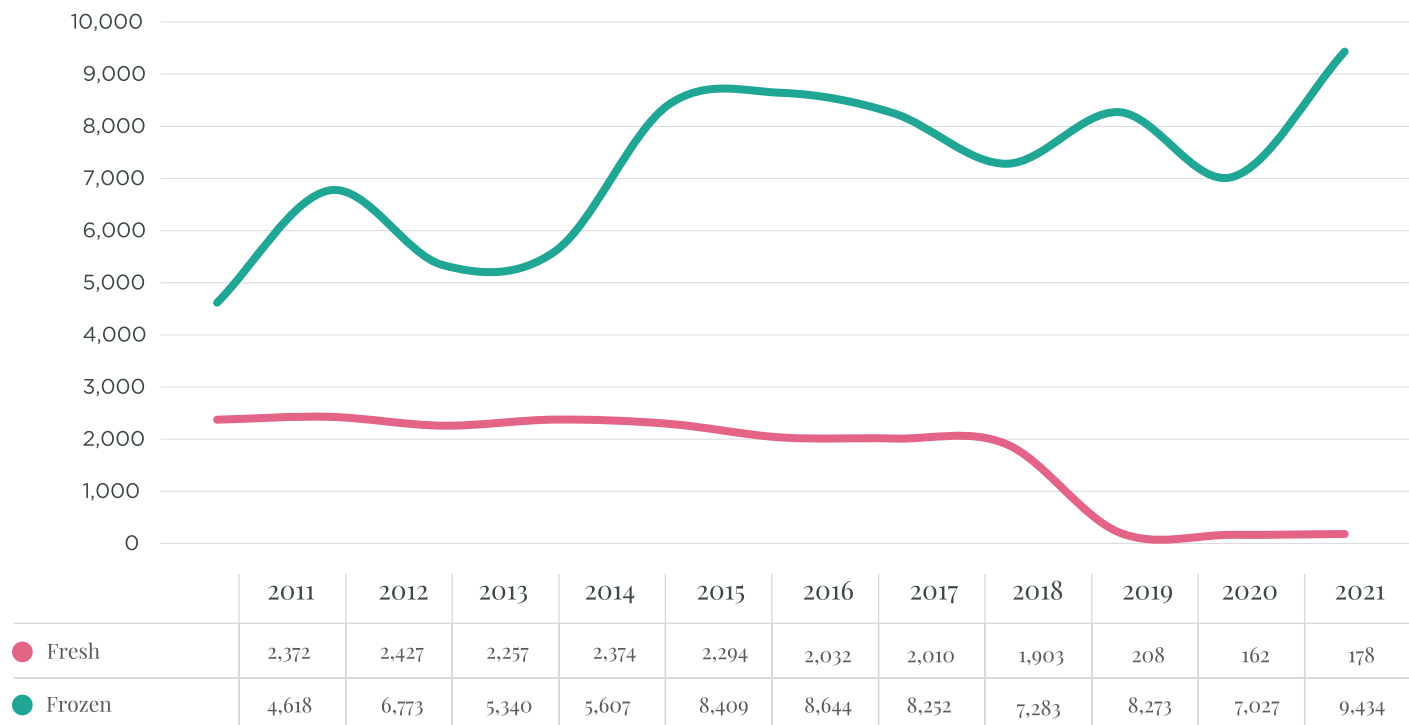
Solid Bulk (Tonnes)



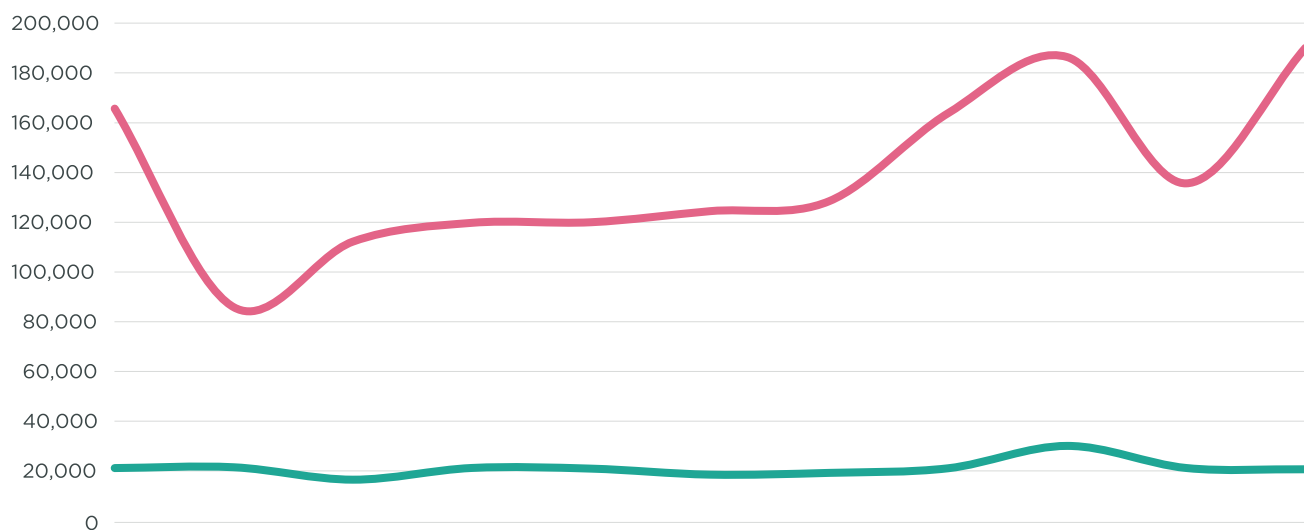
General freight (Tonnes)



Fish (Tonnes)

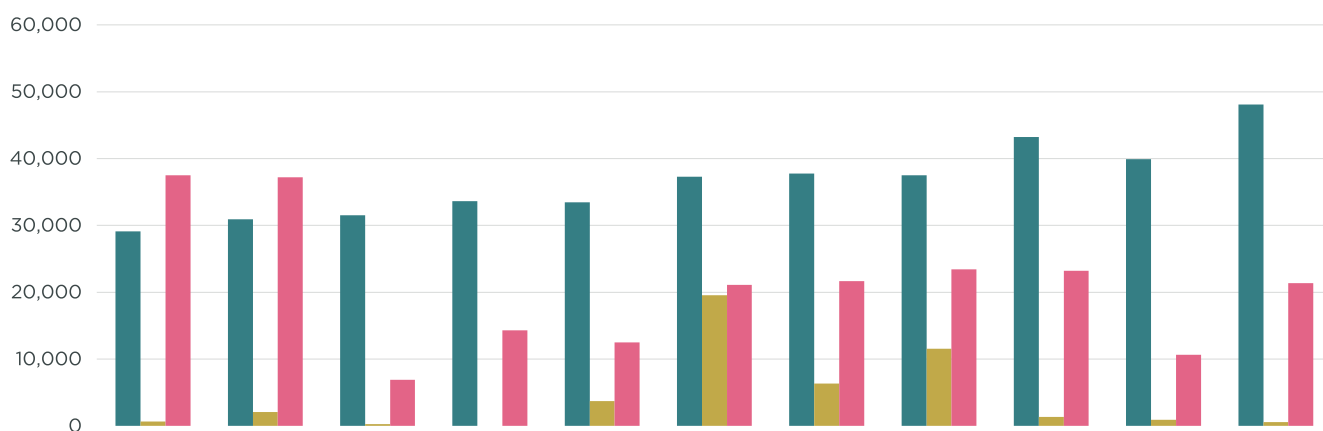


Provisions (Tonnes)



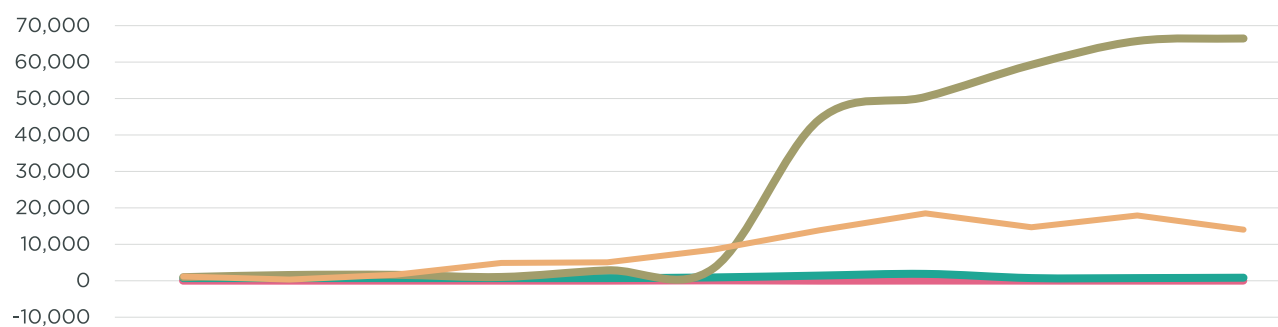
	2011	2012	2013	2014	2015	2016	2017	2018	2019	2020	2021
Fuel	165,693	85,764	112,156	119,722	119,958	124,420	128,427	163,869	186,428	135,613	190,134
Others	21,115	21,444	16,370	21,160	20,886	18,424	19,147	21,034	30,178	21,139	20,618

Passengers (number)



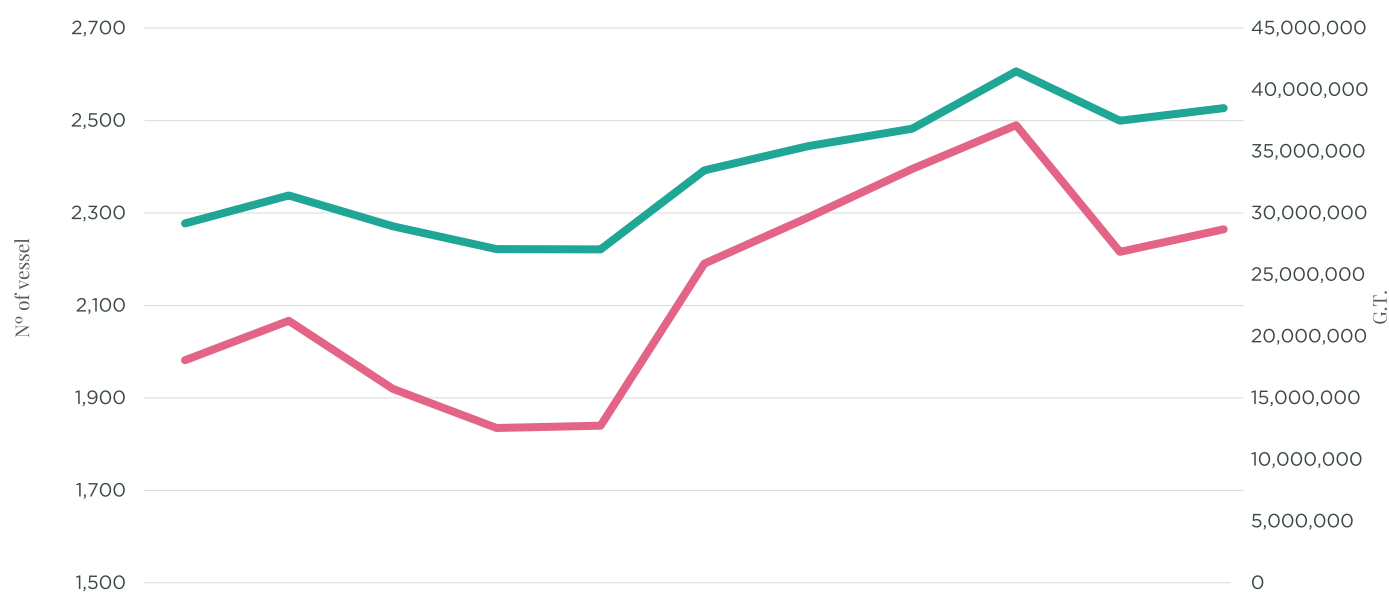
	2011	2012	2013	2014	2015	2016	2017	2018	2019	2020	2021
Regular line	29,131	30,940	31,512	33,635	33,460	37,287	37,758	37,505	43,244	39,911	48,108
Cruise ships	650	2,103	294	0	3,730	19,573	6,359	11,533	1,357	934	584
Internal	37,506	37,183	6,904	14,327	12,507	21,116	21,647	23,445	23,226	10,655	21,383

Containers (TEUS)



	2011	2012	2013	2014	2015	2016	2017	2018	2019	2020	2021
● In transit-domestic	0	0	0	0	0	56	0	16	4	0	6
● In transit-foreign	0	0	0	0	0	198	750	1,256	4	0	112
● Domestic incoming-outgoing	908	1,506	1,561	967	2,792	3,342	44,283	50,470	59,317	65,863	66,551
● Foreign import-export	1,086	243	1,555	4,807	5,042	8,480	13,883	18,546	14,661	17,939	14,038

Vessels



	2011	2012	2013	2014	2015	2016	2017	2018	2019	2020	2021
● N° of vessels	1,981	2,067	1,919	1,834	1,839	2,191	2,291	2,396	2,491	2,216	2,265
● G.T.	29,126,000	31,408,000	28,912,000	27,046,208	27,016,518	33,453,338	35,441,146	36,843,807	41,533,238	37,516,958	38,521,089

Evolution of traffic

Year	Loading	Unloading	Total
1906	2,317,818	228,816	2,546,634
1907	2,540,138	238,483	2,778,621
1908	2,579,431	299,646	2,879,077
1909	2,422,416	305,898	2,728,314
1910	2,604,468	324,046	2,928,514
1911	3,127,562	358,078	3,485,640
1912	3,214,333	365,440	3,579,773
1913	3,112,345	360,302	3,472,647
1914	2,689,974	347,255	3,037,229
1915	2,243,399	288,981	2,532,380
1916	2,736,190	339,391	3,075,581
1917	2,161,366	322,696	2,484,062
1918	1,226,633	186,283	1,412,916
1919	905,838	196,598	1,102,436
1920	1,661,569	205,940	1,867,509
1921	1,491,916	231,097	1,723,013
1922	2,088,024	241,587	2,329,611
1923	1,913,412	244,686	2,158,098
1924	2,320,751	258,431	2,579,182
1925	2,284,578	292,530	2,577,108
1926	2,233,315	233,280	2,466,595
1927	2,478,612	296,847	2,775,459
1928	2,929,038	272,059	3,201,097
1929	3,164,120	312,712	3,476,832
1930	3,040,881	318,193	3,359,074
1931	2,010,641	218,538	2,229,179
1932	1,839,245	149,396	1,988,641
1933	2,044,807	199,677	2,244,484
1934	2,170,497	199,446	2,369,943

Year	Loading	Unloading	Total
1935	2,158,109	202,067	2,360,176
1936	1,917,566	140,689	2,058,255
1937	2,341,329	178,667	2,519,996
1938	2,260,050	179,883	2,439,933
1939	1,613,395	208,547	1,821,942
1940	1,023,501	204,727	1,228,228
1941	612,176	274,093	886,269
1942	546,170	255,485	801,655
1943	502,918	268,934	771,852
1944	515,891	292,484	808,375
1945	742,914	217,251	960,165
1946	854,203	168,155	1,022,358
1947	1,199,734	182,613	1,382,347
1948	1,387,537	235,229	1,622,766
1949	1,399,470	224,003	1,623,473
1950	1,548,042	215,926	1,763,968
1951	1,981,404	212,315	2,193,719
1952	2,090,472	286,763	2,377,235
1953	1,624,546	283,965	1,908,511
1954	2,019,934	310,106	2,330,040
1955	2,107,994	300,851	2,408,845
1956	2,168,188	310,483	2,478,671
1957	2,258,189	325,679	2,583,868
1958	2,050,801	751,819	2,802,620
1959	2,238,953	844,054	3,083,007
1960	2,735,354	2,719,570	5,454,924
1961	2,527,281	2,400,797	4,928,078
1962	2,191,918	511,020	2,702,938
1963	2,044,534	520,465	2,564,999
1964	2,352,655	722,869	3,075,524

Year	Loading	Unloading	Total
1965	2,404,309	863,231	3,267,540
1966	2,218,644	628,353	2,846,997
1967	2,821,195	1,835,639	4,656,834
1968	4,112,876	2,512,845	6,625,721
1969	4,515,724	3,150,418	7,666,142
1970	4,919,684	3,947,269	8,866,953
1971	5,172,064	4,793,535	9,965,599
1972	4,587,721	5,008,209	9,595,930
1973	4,548,356	5,170,413	9,718,769
1974	5,163,782	5,754,096	10,917,878
1975	5,261,941	5,810,699	11,072,640
1976	5,115,254	5,431,747	10,547,001
1977	5,534,398	6,522,532	12,056,930
1978	5,231,982	6,254,944	11,486,926
1979	4,290,474	6,194,809	10,485,283
1980	4,694,607	5,383,289	10,077,896
1981	4,826,602	6,111,955	10,938,557
1982	4,295,594	5,164,488	9,460,082
1983	4,338,156	5,348,147	9,686,303
1984	4,241,004	5,362,388	9,603,392
1985	3,292,534	5,458,477	8,751,011
1986	4,687,984	6,532,923	11,220,907
1987	3,865,666	6,240,025	10,105,691
1988	3,949,018	6,912,239	10,861,257
1989	3,437,320	7,043,239	10,480,559
1990	3,198,549	6,905,616	10,104,165
1991	2,539,749	6,867,302	9,407,051
1992	2,966,581	7,702,971	10,669,552
1993	3,327,083	7,808,627	11,135,710
1994	3,139,876	9,518,760	12,658,636

Year	Loading	Unloading	Total
1995	5,949,307	10,414,518	16,363,825
1996	3,846,330	11,307,771	15,154,101
1997	3,745,083	10,940,902	14,685,985
1998	3,674,992	10,862,341	14,537,333
1999	3,776,835	11,915,914	15,692,749
2000	4,488,413	13,382,100	17,870,513
2001	4,151,251	14,512,151	18,663,402
2002	3,244,488	14,926,214	18,170,702
2003	3,176,563	14,913,309	18,089,872
2004	3,386,398	14,686,969	18,073,367
2005	3,703,464	17,201,416	20,904,880
2006	3,941,040	17,518,867	21,459,907
2007	3,905,114	17,873,885	21,778,999
2008	3,983,872	16,633,412	20,617,284
2009	3,782,023	13,743,511	17,525,534
2010	5,384,347	16,644,509	22,028,856
2011	8,129,653	18,457,860	26,587,513
2012	10,200,850	18,305,454	28,506,304
2013	9,985,445	16,384,058	26,369,503
2014	10,504,410	16,741,670	27,246,080
2015	9,973,520	17,242,531	27,216,051
2016	11,648,345	18,732,884	30,381,229
2017	11,591,829	20,582,488	32,174,317
2018	12,235,016	20,532,067	32,767,083
2019	12,349,536	21,227,220	33,576,756
2020	11,378,395	18,294,547	29,672,942
2021	11,755,183	18,646,543	30,401,726

Use of the port

Use of quays

Quay or berth		Loading	Unloading	Transit	Local traffic	Total
H-0010-Levante comercial	General freight	2,058	3,700			5,758
H-0015-Oil Tankers	Bulk liquids	3,816,197	426,265		13,044	4,255,506
H-0020-Ores	General freight	67,074	9,413			76,487
	Bulk solids	64,751	878,268			943,019
H-0025-Ingeniero Juan Gonzalo	General freight	102,291	21,102	717		124,110
	Bulk solids	802,249	1,349,220	15,571		2,167,039
H-0027-Ciudad de Palos	General freight		5,996			5,996
	Bulk solids	230,036	557,237	2,250		789,523
H-0033-Impala Terminals	Bulk solids	864,992		265,165		1,130,158
H-0035-Atlantic Copper Norte	Bulk liquids	19,446				19,446
H-0057-Atlantic Copper Sur TNP-1	Bulk liquids	503,032	3,571			506,603
H-0060-South Quay	General freight	703,657	272,838	1,512		978,008
H-0062-Enagás Jetty	Bulk liquids	330,396	3,238,794			3,569,190
H-0065-Phosphoric Acid Jetty	Bulk liquids		38,569			38,569
H-0070-Fertilizers Jetty	Bulk liquids	55,037				55,037
H-0075-Atlantic Copper TNP-2	Bulk liquids	166,484				166,484

Quay or berth		Loading	Unloading	Transit	Local traffic	Total
H-0085-Fertinagro Jetty - South	Bulk liquids		126,778			126,778
H-0090-Reina Sofia	Bulk liquids	2,219,250	1,537,673		36,680	3,793,603
H-0092-Decal Jetty	Bulk liquids	463,386	665,329	2,520,338	23,613	3,672,667
H-0095-Crude oil single buoy	Bulk liquids		8,051,082			8,051,082
Total		10,410,336	17,185,835	2,805,553	73,337	30,475,063

Docks

Number of vessels docked	1,478
G.T. of vessels docked	23,824,112
G.T. per days docked	29,927,112

Anchoring

Number of vessels anchored	9
G.T. of vessels anchored	636,528
G.T. per days of vessels anchored	723,423

Berths

Number of vessels berthed	2,413
Linear metres of berthing (sum of lengths)	330,542
Linear metres per days berthed	945,730

Mechanical land resources

Cranes

Crane type	With hook		With clamshell bucket		Total	
	Hours	Tonnes	Hours	Tonnes	Hours	Tonnes
SERVICE CRANES						
Up to 6 tonnes	-	-	-	-	-	-
Between 7 and 12 tonnes	-	-	-	-	-	-
Between 13 and 16 tonnes	-	-	-	-	-	-
Over 16 tonnes	-	-	-	-	-	-
Total service cranes	-	-	-	-	-	-
PRIVATE CRANES						
Up to 6 tonnes	-	-	-	-	-	-
Between 7 and 12 tonnes	-	-	-	-	-	-
Between 13 and 16 tonnes	-	-	-	-	-	-
Over 16 tonnes	-	-	-	-	-	-
Total private cranes	-	-	-	-	-	-

Special installations (mobile cranes)

Installation and owner	Hours	Tonnes
Gottwald HMK 330 Servimad mobile crane - Ingeniero Juan Gonzalo Quay	405.00	271,350
Gottwald HMK 360 Ership mobile crane - Ingeniero Juan Gonzalo Quay	661.92	442,247
Gottwald GHMK 6507B Ership mobile crane - Ingeniero Juan Gonzalo Quay	602.17	402,244
Gottwald HMK 6407B Ership mobile crane - Ingeniero Juan Gonzalo Quay	890.80	959,055
Gottwald HMK 6407B Ership mobile crane - Ingeniero Juan Gonzalo Quay	802.32	535,949
Liebherr LHM 400 Algeposa mobile crane - Ingeniero Juan Gonzalo Quay	801.00	535,024
Liebherr LHM 500 Algeposa mobile crane - Ingeniero Juan Gonzalo Quay	1,316.00	879,279
Liebherr LHM 600 Algeposa mobile crane - Ingeniero Juan Gonzalo Quay	829.00	553,772
Liebher LHM 400 Berge mobile crane - Ingeniero Juan Gonzalo Quay	690.00	460,985
Liebher LHM 400 Berge mobile crane - Ingeniero Juan Gonzalo Quay	415.00	275,250
Total	7,413.21	5,315,155

Fork lifts

N.º of hours	5,388
--------------	-------

Conveyor belts

N.º of hours	729
--------------	-----

Loaders

N.º of hours	28,301
--------------	--------

Manoeuvring traction

N.º of circulations RFAPH	1,829
---------------------------	-------

Wagons

Net Tonnes Towed-Pushed	638,556
-------------------------	---------

Weighbridges

	Ingeniero Juan Gonzalo Quay Weighbridge	Levante Quay Weighbridge	FF.CC. Weighbridge
Total tares	11,096	574	-
Total gross	39,612	1,572	-

Floating cranes

Not applicable

Tugs

N.º of services	2,069
-----------------	-------

N.º of hours	4,136
--------------	-------

Slipways*

N.º of slipways	5
-----------------	---

Tonnes pulled up slipways**	1,220
-----------------------------	-------

* The only existing slipways are in the shipyards.

**Sum of the GT of the vessels

Investments

Investments in progress or finished in 2021

Code	Name of work	Approved budget (euros)	Initially approved amount (euros)	Approved in year (euros)	Situation
A) In new work projects:					
HU1A3004	Upgrading of the navigation channel to new traffic	358,033.00	279,359.48	127,928.74	In progress
HU1A13004	North expansion of the South Wharf	33,070,160.75	27,925,436.88	7,705,787.52	In progress
HU1E1005	Widening the access road to the South Wharf	7,074,711.00	4,947,345.86	1,206,922.02	In progress
HU1C3001	Multifunctional Building in the South Wharf and surrounding areas	5,073,595.57	1,704,505.99	1,698,243.88	In progress
HU1E9002	Reorganising access to the South Wharf	2,953,590.14	2,953,590.14	413,102.77	Finished
HU1E2006	Improvement of safety and layout in the network (WP 4.2) (IL.SS. command and control for the Railway Network)	2,994,284.77	2,294,284.77	1,779,274.78	Finished
HU1B3006	Collecting water on the Juan Gonzalo and Ciudad de Palos Wharves	16,713,074.02	16,713,074.02	3,234,600.13	Finished
HU1D9001	Energy efficiency plan	512,523.88	292,954.07	71,231.42	In progress
HU1G2006	New Techniques for the management of dredged material (R&D)	113,400.00	113,400.00	32,400.00	Finished
HU1H2002	Soil characterisation	200,000.00	133,666.05	133,666.05	In progress
HU1H1011	Upgrading of Francisco Montenegro Avenue	9,386,990.14	9,386,990.14	4,245,596.50	Finished
HU1E9001	Measures to improve accessibility	109,250.00	109,250.00	109,250.00	Finished
HU1B4009	Upgrading of the Levante Wharf (partial demolition of the fish auction unit)	579,817.75	117,487.99	117,487.99	In progress

Code	Name of work	Approved budget (euros)	Initially approved amount (euros)	Approved in year (euros)	Situation
HU1H1005	Retrofitting to guarantee the structural stability of the Compañía Española de Minas de Tharsis loading dock	5,292,309.45	21,570.77	21,570.77	In progress
HU1G6001	Land acquisition	1,743,120.00	1,743,120.00	1,743,120.00	Finished
HU1H9010	Digitization of port processes	4,606,002.91	1,449,960.42	811,531.01	In progress
HU1I1003	Network and cybersecurity infrastructures	452,142.92	419,067.94	419,067.94	In progress
HU1I9001	Infrastructure compartmentalisation and digitalisation (2)	2,620,476.39	84,333.34	84,333.34	In progress
HU1G5005	IT equipment	72,883.41	72,883.41	72,883.41	Finished
HU1G2001	Technical assistance	552,423.10	552,423.10	552,423.10	Finished
HU1H9001	Other investments	3,654,743.31	3,654,743.31	3,654,743.31	Finished
HU1I1002	Applications and right of use	41,497.83	41,497.83	41,497.83	Finished
HU1G4002	Settlement	709,780.65	709,780.65	709,780.65	Finished
HU1H3001	1,5% cultural (2% after october 2021)	439,734.22	439,734.22	439,734.22	Finished

Sum A) 29,426,177.38

B) In conservation projects:

	Draft maintenance dredging in inland waters of the Port of Huelva	9,469,981.77	8,805,417.47	2,172,076.49	In progress
	Restoring the Monument to the Faith of the Explorer	332,221.38	332,221.38	332,221.38	Finished

Sum B) 2,504,297.87

Resume

A) Investments in new work projects	29,426,177.38
B) Investments in conservation projects	2,504,297.87
Total	31,930,475.25

Description of the most important works



During 2021, Huelva Port Authority invested €31.9 million to refurbish its infrastructures to meet the existing needs.

The following key actions were completed this year:

- Collecting water on the Ingeniero Juan Gonzalo and Ciudad de Palos Wharves.
- Reorganising access on the South Wharf.
- Upgrading the Avenida Francisco Montenegro.
- Installing a perimeter security system. 2nd phase

A brief description is included below:

Collecting water on the Ingeniero Juan Gonzalo and Ciudad de Palos Wharves

The work consisted of setting up a new rainwater drainage network on the wharves to prevent the rainwater from flowing directly into the river estuary.

New manifolds with decanting stormwater drains, new surface paving to adapt it to the new slopes needed, and a large stormwater tank to regularise the water have been built.

In turn, new piping to supply raw water has been installed to clean and flush the operations surface of the wharf, and the fibre optic and electricity piping has been restored.

Reorganising access on the South Wharf

The works consisted of reorganising and developing a 50,197 m² port area, including the access road to the loading area and to the future terminal, along with the prior inspection controls at the restricted loading area of the Maritime Terminal.

The paving has been designed with a road surface of hot bituminous concrete-type compounds, except for the area of the inspection controls prior to the restricted loading area which has concrete paving. The development was completed with the infrastructures required for the planned use of this area: drainage, sanitation and supply facilities, lighting, communications and control. The work has also included enclosures, signage and beaconing, and defining the control areas (concourses, control equipment, ancillary buildings).

Upgrading the Avenida Francisco Montenegro

Avenida Francisco Montenegro is the main road that connects the city of Huelva and the inner port to the outer port. The avenue is nearly 5 km long and was not suitable for pedestrians along its whole length.

The work consisted of refurbishing and developing this Avenue and the edge of the frontages of the adjoining plots in order to integrate it into the city and for it to no longer be an industrial avenue.

The upgrading of the Avenida Francisco Montenegro included the following actions:

- Making a new two-metre landscaped reservation for the avenue to better blend into the setting.
- Removing the existing railway line (recovering and reusing the materials).
- Laying pavements with the same surface paving to that on the righthand side of the avenue.
- Concrete pavement milling and laying a new bearing layer with SMA 11, with low noise impact and proven durability.
- Relaying the existing fibre cement pipes under the pavement to be demolished and rebuilt.
- Creating parking places, particularly in the area around the Huelva Yacht Club.
- Upgrading the timber walkway along the right side of the avenue according to the study at APH.
- Adaptation of the electricity cables for the designed facilities, including lighting while respecting the type of recently installed lamps in the area and LEDs.
- Aesthetics and landscaping, creating gardening similar to the one to be found locally and "green screens" on the left side.
- Landscaping slopes and green areas and creating recreational spaces.

Installing a perimeter security system. 2nd phase

In 2016, Huelva Port Authority instigated a prior assessment of its protection and security needs, which led to the tendering of works for the "Installation of a Perimeter Security System for the Port of Huelva. Phase 1", which were implemented during the first half of 2017, and which basically consisted of conveniently demarcating and protecting the perimeter and entrances of the Outer Port.

Phase 2 of the Perimeter Security Project was carried out in order to complete the installation and provide the perimeter of the Outer Port Service Zone with a greater degree of protection. That involved installing a new fibre optic line, along with integrating new protection and surveillance elements with the existing ones.

Thus, the perimeter security of the port is approached from a converging, global and integral way; by fully integrating all the electronic and mechanical elements and systems, whose mission is to protect virtual, logical or physical perimeters to detect, stop and dissuade possible intrusion into their facilities.

Other projects which started in previous years and which are ongoing are:

- Upgrading and widening the access road to the South Wharf.
- North Expansion of the South Wharf.
- Multipurpose building on the South Wharf and surrounding areas.
- Partial demolition of the fish auction unit and the exporters' warehouses.

Those actions are outlined below:

Upgrading and widening the access road to the South Wharf

The works consisted of upgrading the access road to the South Wharf between pk 0+000 and pk 3+640, along with the widening from pk 3+640 to pk 7+380 of that same road.

The first section only requires the road surface to be treated, except in those sections where the platform is widened due to upgrading intersections. The second section requires the platform widened to a total width of 18 m so that there is room for 2 two-lane carriageways, with each having a central reservation of 80 cm marked off by curbs and markers. The lanes will be 3.30 m to keep the speed down.

On the other hand, a series of underpasses are planned to solve the intersection crossing. That will ensure that the road does not have any gauge limitations and the underpass at p.k. 4+328 will also be reinforced so it can be used by cranes and vehicles with special loads.

Finally, the power and telecommunications facilities were connected and the lighting is by means of 12m-high columns with LED lights.

North Expansion of the South Wharf

The works consist of lengthening the current South Wharf at the Port of Huelva by 526 m. The structural typology will be a screen spring with a main screen anchored to an anchor wall behind. Both screens will be sheet piles.

The work initially envisages two different draught areas, one 10m draught (southern half) and another with 6m draught (northern half). However, the wharf design allows its draught to be adapted to the future needs of Huelva Port Authority up to a maximum of 17 metres draught.

The crest elevation of the wharf is the +6.50 m elevation (approximately, given that the surface has drainage slopes). The capping beam and the back guideway of the container cranes are made out of reinforced concrete and they function as pier cap beams of the sheet piling. The back guideway of the gantry crane is also made out of reinforced concrete and is anchored on reinforced concrete pillars.

Furthermore, an area has been paved and it is 40.75 m wide including the capping beam and the guideways using 0.28m thick HP-40 reinforced concrete on a forecourt that is 1.00 m thick. The finish is then provisional with a 1.25m thick layer of quarry run.

Multifunctional building on the South Wharf and surrounding areas

A new multipurpose building is needed due to the growth in Ro-Ro and passenger traffic in recent years. It will be used to manage the embarking and disembarking of passengers, and as the premises for the port services and police and customs control and inspection services. Therefore, the plan is to build a multipurpose building to act as a passenger terminal with a carpark adjacent to the building.

The three-storey Multipurpose Building will occupy a total surface area of 2,392.35 m² on the South Wharf concourse next to the existing Ro-Ro ramp.

It will also be the base for port management, passenger control, telecommunication and security. Thus, the Civil Guard and National Police access security controls, passenger control and customs office will be in the new premises. There will also be different waiting areas for passengers, a café, information point, check-in and ticket sales, along with offices for the use of the shipping companies that operate the different regular lines to the South Wharf at the Port of Huelva.

The design will be one-off and innovative, with a large cantilever as the main passenger entrance and the whole of upper part will be covered with vegetation.

Partial demolition of the fish auction unit and the exporters' warehouses

Huelva Port Authority has placed great emphasis on the Port-City interface in recent years. The complete remodelling of the Levante Wharf is envisaged as part of that endeavour. Therefore, the different actions include the partial demolition of the fish auction unit and the exporters' premises, the construction of the new fish auction centre and new warehouses for fish and shellfish exporters.

The new fish auction centre and the exporters' new warehouses are already completed. Therefore, this stage will involve the remaining demolition work, consisting of the partial demolition of the former fish auction unit and of the exporters' premises still standing, in order to continue advancing with the full remodelling of the wharf.

The following work has also been started:

- Retrofitting to guarantee the structural stability of the Compañía Española de Minas de Tharsis loading dock.
- Rebuilding the Fountain of Nations.
- Technological Innovation Hub of the Port of Huelva

Retrofitting to guarantee the structural stability of the Compañía Española de Minas de Tharsis loading dock

The Compañía Española de Minas de Tharsis loading dock is symbolically iconic for the city of Huelva, given its important role in the economic and social evolution of the local area and the link with its recent history. It is a hallmark that local residents want to be returned to its former glory.

The work involves a set of actions needed to guarantee the structural stability and safety of the Loading Dock, as the dock structure is in a very advanced state of general deterioration.

Rebuilding the Fountain of Nations

As part of the Port-City interface, the project to rebuild the Fountain of the Nations, which no longer exists, is underway. Also known as the Bench of the American Nations, the fountain was originally on the left of the Avenida Francisco Montenegro and approximately 500 metres to the south of the Ore Loading Bay on the Riotinto Wharf.

Port of Huelva Technological Innovation Hub

This project involves fitting out the upper floor of the fish auction centre to host the “Port of Huelva Technological Innovation Hub”, which is part of Huelva Port Authority’s strategic objective: develop technological innovation in the port and logistic sphere, by facilitating the convergence of different companies, leverage instruments and institutions that may contribute to that objective.

As regards the projects to implement some of the aforementioned investments, work to prepare the following projects were completed in 2021:

- Construction project to allow 550m long trains to operate in the Majarabique complex
- South Wharf Sanitation connection project
- Project to install CCTV for port operations at the Port of Huelva
- Project to remodel the area around the Monument to the Faith of the Explorer

Other projects that began in 2021 and some of which are still in drafting phrases are as follows:

- Project to adapt the channel to new traffic
- Project to upgrade and develop Punta del Sebo land
- Project to build a warehouse for the Andalusian Health Service at the Punta del Sebo Industrial Estate

Regular shipping lines

Description	Shipping Agent	Route	Traffic	Frequency	Weekly services
NAVIERA ARMAS	ZALVIDE	Huelva-Arrecife- Las Palmas de Gran Canaria-Tenerife- Huelva	RO-PAX	WEEKLY	1
CONTAINERSHIPS. CMA- CGM GROUP. (CISS SERVICE)	CONTAINERS- HIPS	Huelva- Tilbury- Rotterdam-Hamburgo- Rotterdam-Tilbury- Cádiz- Santa Cruz de Tenerife- Las Palmas de Gran Canaria- Casablanca- Gibraltar- Cádiz-Huelva	CONTAINER	WEEKLY	1
ALISIOS	TERMISUR	Huelva- Las Palmas de Gran Canaria-Tenerife- Fuerteventura- Lanzarote-Huelva	CONTAINER	WEEKLY	1
BALEARIA+FRED OLSEN (CBS)	BALEARIA	Huelva-Las Palmas de Gran Canaria-Tenerife- Huelva	RO-RO/RO- PAX	WEEKLY	2
				Total	5