




# 03. Statistical Report



# Index

<b>Financial statements</b>	3
Balance sheet at the year end	3
Statement of source and application of funds for the year then ended	8
Profit and loss account for the year then ended	12
Change in working capital for the year then ended	16
<hr/>	
<b>Technical characteristics of the port</b>	17
General Conditions	17
Facilities at the service of maritime trade	20
Installations for vessels	37
Mechanical land resources	38
Floating equipment	47
Land access and communications	50
Installations for specific traffic types	56
<hr/>	
<b>Works or activities authorised for private individuals</b>	59
<hr/>	
<b>Traffic statistics</b>	86
Passenger traffic	86
Vessels	88
Freight	93
Internal traffic	140
Provisions	147
Fish caught	147
Container traffic	147
General summary of maritime traffic	154
Land traffic	155
Graphs and historical series	156
<hr/>	
<b>Use of the port</b>	167
<hr/>	
<b>Investments</b>	173
Investments in progress or finished in 2020	173
Description of the most important works	176
<hr/>	
<b>Regular shipping lines</b>	181
<hr/>	
<b>Directory of companies</b>	182
Official Associations and Services	182
Port Services Companies	184
Other Companies	190

# Financial statements

## Balance sheet at the year end

Assets (in euros)

Assets	2020	2019
Assets (€)		
<b>A) Non current assets</b>	<b>516,650,810.59</b>	<b>492,387,470.65</b>
<b>I. Intangible assets</b>	<b>5,010,786.96</b>	<b>5,496,109.5</b>
1. Industrial property and intangible assets	4,266,863.41	4,648,970.62
2. Computer applications/software	743,923.55	847,138.88
3. Advances for intangible assets	-	-
<b>II. Tangible assets</b>	<b>390,417,499.18</b>	<b>440,850,291.96</b>
1. Land and natural resources	151,069,123.74	221,622,057.84
2. Buildings	167,648,749.54	176,515,111.39
3. Equipment and technical installations	89,436.89	104,048.23
4. Assets under construction and advances	69,355,323.67	40,332,088.02
5. Other fixed assets	2,254,865.34	2,276,986.48
<b>III. Property investments</b>	<b>102,231,762.15</b>	<b>25,382,917.63</b>
1. Land	70,552,934.10	-

2. Buildings	31,678,828.05	25,382.,917.63
<b>IV. Long-term investments in group and associated companies</b>	<b>766,000</b>	<b>383,000</b>
1. Equity instruments	-	0.00
2. Loans to companies	766,000	383,000
<b>V. Long-term financial investments</b>	<b>15,279,504.77</b>	<b>20,275,151.56</b>
1. Equity instruments	-	-
2. Loans to third parties	178,515.86	173,723.89
3. Public Administrations, official grants pending receipt	-	-
4. Other financial assets	15,100,988.91	20,101,427.67
<b>VI. Deferred tax assets</b>	<b>2,945,257.53</b>	<b>-</b>
<b>VII. Non-current trade debtors</b>	<b>-</b>	<b>0.00</b>
<b>B) Current assets</b>	<b>140,367,849.16</b>	<b>157,945,986.98</b>
<b>I. Non-current assets held for sale</b>	<b>-</b>	<b>-</b>
<b>II. Stocks</b>	<b>415,213.95</b>	<b>363,085.63</b>
<b>III. Trade debtors and other receivables</b>	<b>11,634,319.62</b>	<b>7,760,091.08</b>
1. Customers for sales and provision of services	8,487,944.52	5,034,943.97
2. Customers and debtors, group and associated companies	-	11,490.54
3. Sundry debtors	377,526.65	70,122.8
4. Public Administrations, official grants pending receipt	-	-

5. Other credits with Public Administrations	2,768,848.45	2,643,533.77
<b>IV. Short-term investments in group and associated companies</b>	-	-
<b>V. Short-term financial investments</b>	<b>75,508,903.43</b>	<b>70,527,668.78</b>
1. Equity instruments	-	-
2. Loans to companies	-	-
3. Other financial assets	75,508,903.43	70,527,668.78
<b>VI. Timing differences</b>	-	-
<b>VII. Cash and cash equivalents</b>	<b>52,809,412.16</b>	<b>79,295,141.49</b>
1. Cash	52,809,412.16	79,295,141.49
2. Cash equivalents	-	-
<b>Total Assets (A+B)</b>	<b>657,018,659.75</b>	<b>650,333,457.63</b>

## Equity and liabilities (in euros)

Equity and liabilities	2020	2019
<b>A) Equity</b>	<b>627,151,546.81</b>	<b>638,528,115.20</b>
<b>A-1) Own funds</b>	<b>568,417,809.01</b>	<b>558,961,375.39</b>
I. Equity	283,133,238.36	283,133,238.36
II. Retained earnings	275,828,137.03	265,040,357.19
<b>III. Profit / (loss) for the year</b>	<b>9,456,433.62</b>	<b>10,787,779.84</b>
<b>A-2) Adjustments for changes in value</b>	<b>-</b>	<b>-</b>
I. Financial assets available for sale	-	-
II. Hedging transactions	-	-
III. Others	-	-
<b>A-3) Subsidies, donations and bequests received</b>	<b>58,733,737.80</b>	<b>79,566,739.81</b>
<b>B) Non current liabilities</b>	<b>22,556,827.82</b>	<b>1,330,445.57</b>
<b>I. Long-term provisions</b>	<b>-</b>	<b>-</b>
1. Liabilities for long-term staff benefits	-	-
2. Provisions for liabilities	-	-
3. Other provisions	-	-
<b>II. Long-term debt</b>	<b>7,361,218.23</b>	<b>1,397,579.03</b>
1. Debts with credit institutions	-	-
2. Long-term asset suppliers	-	-
3. Other debts	7,361,218.23	1,397,579.03
<b>III. Long-term debts with group and associated companies</b>	<b>-</b>	<b>-</b>

<b>IV. Deferred tax liabilities</b>	<b>15,195,609.59</b>	<b>(67,133.46)</b>
<b>V. Long-term accruals</b>	-	-
<b>C) Current liabilities</b>	<b>7,310,285.12</b>	<b>10,474,896.86</b>
<b>II. Short-term provisions</b>	<b>1,702,220.18</b>	<b>893,395.50</b>
<b>III. Short-term debts</b>	<b>1,115,050.99</b>	<b>4,679,735.34</b>
1. Debts with credit institutions	-	-
2. Short-term suppliers of assets	256,137.29	4,077,188.59
3. Other financial liabilities	858,913.70	602,546.75
<b>IV. Short-term debts with group and associated companies</b>	<b>2,192.86</b>	<b>33,778.24</b>
<b>V. Trade creditors and other payables</b>	<b>4,490,821.09</b>	<b>4,867,987.78</b>
1. Creditors and other payables	2,892,883.07	3,820,948.91
2. Public Administrations, advances on grants	1,550,000	-
3. Other debts with Public Administrations	47,938.02	1,047,038.87
<b>VI. Timing differences</b>	-	-
<b>Total Equity and liabilities (A+B+C)</b>	<b>657,018,659.75</b>	<b>650,333,457.63</b>

## Statement of source and application of funds for the year then ended

### Resources generated (in euros)

	2020	2019
<b>Profit/(loss) for the year</b>	<b>9,456,433.62</b>	<b>10,787,779.84</b>
1. Inter-port compensation fund received (-)	(268,000.00)	(265,000.00)
2. Inter-port compensation fund provided (+)	1,349,000.00	1,137,000.00
3. Amortisation/depreciation of intangible and tangible assets and property investments (+) (Tables 1, 2.3 and 3)	15,228,063.33	15,548,089.39
4. Valuation adjustments for impairment of non-current assets (+/-) (Tables 1, 2.4, 3, 4 and 5)	-	-
5. Allocation/Excess of provisions for risks and expenses (+/-) (Table 7a)	-	-
6. Results from disposals of assets (+/-) (Tables 1, 2.5, 3.3 and 4.2)	236,85	(1,702,35)
7. Reclassification to intangible and tangible assets and property investments. (+/-) (Tables 1, 2, 2.4 and 3)	160,092.69	0.00
8. Allocation to profit and loss of grants, donations and bequests (Table 6) (-)	(6,001,482.74)	(5,769,089.71)
9. Allocation to profit and loss of advances received for long-term sales or services provided (Table 8) (-)	-	-
10. Incorporation of financial expenses to assets (Tables 1 and 2.1) (-)	-	-
11. Change in fair value of financial instruments (+/-) (Tables 4a, 4b and 8)	-	-
12. Income and expenditure from financial updates (+/-) (Tables 4a, 4b, 5 and 8)	-	-
13. Income from OPPE for payment of principal and interest on tariff disputes (Table 13)	-	(623,175,57)
14. Other adjustments (+/-)	-	-
<b>Resources from operations</b>	<b>19,924,343.75</b>	<b>20,813,181.60</b>



## Sources (in euros)

	2020	2019
<b>1. Resources from operations</b>	<b>19,924,343.75</b>	<b>20,813,181.60</b>
<b>2. Increases in equity</b>	-	-
<b>3. Inter-port compensation fund received</b>	<b>268,000.00</b>	<b>265,000.00</b>
<b>4. Subsidies, donations and bequests received</b>	<b>364,090.32</b>	<b>3,135,407.08</b>
a) Grants, donations and bequests of capital	250,394.39	1,285,331.23
b) Other grants, donations and bequests	-	-
c) Income from the reversal of grants	113,695.93	1,850,075.85
<b>5. Additions of non-current liabilities</b>	<b>6,229,730.02</b>	<b>359,755.25</b>
a) Long-term debts with credit institutions	-	-
b) Long-term debts with asset suppliers	-	-
c) Long-term debts with group and associated companies and others	6,229,730.02	359,755.25
d) Long-term debts due to loans received from the Accessibility Fund	-	-
e) Advances received for sales or the provision of services	-	-
<b>6. Derecognition of non-current assets</b>	<b>20,146,678.99</b>	<b>20,176,070.77</b>
a) Disposal of tangible and intangible assets	302.20	7,321.00
b) Disposal of property investments	-	-
c) Disposal of equity instruments	-	-
d) Disposal of non-current assets held for sale	-	-
e) Cancellation or transfer to short-term of long-term grants receivable	-	-
f) Cancellation or transfer to short-term of other long-term financial investments to FFATP	-	-
g) Cancellation or transfer to short-term of other long-term financial investments	20,146,376.79	20,186,749.77

h) Transfer of assets to other public bodies	-	-
<b>7. Other sources</b>	-	<b>623,175.57</b>
<b>TOTAL SOURCES</b>	<b>46,932,843.08</b>	<b>45,372,590.27</b>

### Applications (in euros)

	2020	2019
<b>1. Additions of non-current assets</b>	<b>59,798,411.80</b>	<b>42,831,221.92</b>
a) Acquisitions of tangible and intangible assets and property investments	41,205,728.34	20,457,623.37
<i>a.1) Intangible assets</i>	<i>122,485.12</i>	<i>54,651.74</i>
<i>a.2) Tangible assets</i>	<i>41,083,243.22</i>	<i>20,377,143.14</i>
<i>a.3) Property investments</i>	-	<i>25,837.49</i>
b) Acquisitions of financial assets	18,478,987.53	20,523,513.70
<i>b.1) Investments in equity instruments</i>	-	-
<i>b.2) Long-term official grants receivable</i>	-	-
<i>b.3) Long-term loans granted to the Accessibility Fund</i>	<i>383,000.00</i>	<i>383,000.00</i>
<i>b.4) Other financial investments</i>	<i>18,095,987.53</i>	<i>20,141,046.84</i>
c) Assets for reversed grants, donations and bequests	113,695.93	1,850,075.85
d) Transfer of assets from other public bodies	-	-
<b>2. Reductions of equity</b>	-	-
<b>3. Inter-port compensation fund provided</b>	<b>1,349,000.00</b>	<b>1,137,000.00</b>
<b>4. Derecognition of non-current liabilities</b>	<b>198,957.36</b>	<b>169,496.53</b>
a) Cancellation or transfer to short-term of debts with credit institutions	-	-

b) Cancellation or transfer to short-term of debts with asset suppliers	-	-
c) Cancellation or transfer to short-term of debts with group and associated companies and others	198,957.36	169,496.53
d) Cancellation or transfer to short-term of long-term timing differences	-	-
e) Application and transfer to short-term of long-term provisions	-	-
<b>5. Other applications</b>	-	-
<b>TOTAL APPLICATIONS</b>	<b>61,346,369.16</b>	<b>44,137,715.45</b>
<b>CHANGE IN WORKING CAPITAL</b>	<b>(14,413,526.08)</b>	<b>1,234,871.82</b>
<b>Working capital at start of year</b>	<b>147,471,090.12</b>	<b>146,236,218.30</b>
Change in working capital	(14,413,526.08)	1,234,871.82
<b>Working capital at end of year</b>	<b>133,057,564.04</b>	<b>147,471,090.12</b>

## Profit and loss account for the year then ended

		(Debit) Credit
	2020	2019
<b>1. Net turnover</b>	<b>42,837,289.73</b>	<b>45,129,705.41</b>
<b>A. Port charges</b>	<b>37,679,649.77</b>	<b>40,651,183.22</b>
a) Occupation charges	9,228,255.61	9,317,084.88
b) Usage charges	23,648,331.00	25,998,551.48
<i>b.1) Charge for vessel (T1)</i>	<i>8,755,244.07</i>	<i>9,682,279.78</i>
<i>b.2) Charges for sports and recreational craft (T5)</i>	<i>17,992.92</i>	<i>15,932.85</i>
<i>b.3) Charge for passengers (T2)</i>	<i>70,586.99</i>	<i>90,160.39</i>
<i>b.4) Charge for freight (T3)</i>	<i>14,318,645.31</i>	<i>15,807,507.96</i>
<i>b.5) Charge for fresh fish (T4)</i>	<i>218,057.66</i>	<i>214,660.99</i>
<i>b.6) Charge for special use of the transit zone (T6)</i>	<i>267,804.05</i>	<i>188,009.51</i>
c) Charge for activity	4,500,854.92	4,998,569.28
d) Charge for navigational aids	302,208.24	336,977.58
<b>B. Other business income</b>	<b>5,157,639.96</b>	<b>4,478,522.19</b>
a) Additional amounts to charges	252,595.26	252,595.26
b) Fees and others	4,905,044.70	4,225,926.93

<i>b.1) Fees and others (Marpol not included)</i>	3,569,619.86	2.765.271,89
<i>b.2) Tariffs for the vessel waste reception facility</i>	1,335,424.84	1.460.655,04
<b>3. Work carried out by the company for its assets</b>		-
<b>5. Other operating income</b>	<b>3,597,358.38</b>	<b>2,718,097.01</b>
a) Sundry and other current operating income	2,192,075.90	1,266,231.63
b) Sundry and other current operating income	-	1,417.52
c) Income transferred to the profit and loss for reversed grants	1,137,282.48	1,185,447.86
d) Inter-port compensation fund received	268,000.00	265,000.00
<b>6. Staff costs</b>	<b>(9,339,556.21)</b>	<b>(8,857,745.67)</b>
a) Wages, salaries and similar	(6,708,472.18)	(6,396,358.56)
b) Compensation	-	-
c) Social charges	(2,648,402.20)	(2,465,565.58)
d) Provisions	17,318.17	4,178.47
<b>7. Other operating costs</b>	<b>(19,426,002.74)</b>	<b>(18,047,589.16)</b>
a) Outside services	(12,242,243.5)	(11,223,993.54)
<i>a.1) Repairs and maintenance</i>	<i>(7,431,112.11)</i>	<i>(6,028,024.99)</i>
<i>a.1.1) Repairs and maintenance</i>	<i>(6,514,439.37)</i>	<i>(5,012,233.35)</i>
<i>a.1.2) Vessel waste collection costs</i>	<i>(916,672.74)</i>	<i>(1,015,791.64)</i>
<i>a.2) Independent professional services</i>	<i>(776,308.47)</i>	<i>(1,240,783.31)</i>
<i>a.3) Supplies and consumption</i>	<i>(1,026,355.11)</i>	<i>(1,012,432.80)</i>
<i>a.4) Other external services</i>	<i>(3,008,467.76)</i>	<i>(2,942,752.44)</i>

b) Taxes	(2,267,997.75)	(2,881,503.36)
c) Losses, impairment and changes in operating provisions	(1,183,306.11)	(484,740.58)
d) Other current operating expenses	(757,408.10)	(687,181.60)
e) Contribution to State Ports Article 19.1.b) TRLPEMM	(1,626,047.33)	(1,633,170.08)
f) Inter-port compensation fund provided	(1,349,000.00)	(1,137,000.00)
<b>8. Amortisation and depreciation of assets</b>	<b>(15,228,063.33)</b>	<b>(15,548,089.39)</b>
<b>9. Allocation of grants of non-financial fixed assets and others</b>	<b>4,864,200.26</b>	<b>4,584,361.85</b>
<b>10. Excess provisions</b>	<b>31,244.62</b>	<b>364.50</b>
Excess provisions	31,384.83	4,542.97
Excess provisions adjustments	(140.21)	(4,178.47)
<b>11. Impairment and losses on disposal of fixed assets</b>	<b>(236.85)</b>	<b>1,702.35</b>
a) Impairment and losses	-	-
b) Profit / (loss) on disposals and others	(236.85)	1,702.35
Excess provisions	31,384.83	4,542.97
Excess provisions adjustments	(140.21)	(4,178.47)
<b>Other profits / (losses)</b>	<b>-</b>	<b>(6,694.28)</b>
a) Extraordinary income	-	-
<i>b) Extraordinary expenses</i>	-	<i>(6,694.28)</i>

<b>A.1. OPERATING PROFIT/LOSS (1+3+5+6+7+8+9+10+11)</b>	<b>7,336,233.86</b>	<b>9,974,112.62</b>
<b>12. Financial income</b>	<b>124,656.20</b>	<b>922,315.88</b>
a) From holdings in equity instruments	-	-
b) From securities and other financial instruments	124,656.20	922,315.88
c) Incorporation of financial expenses into assets	-	-
<b>13. Financial expenses</b>	<b>(882,580.51)</b>	<b>(95,221.97)</b>
a) For debts with third parties	(882,580.51)	(95,221.97)
b) For updating provisions	-	-
<b>14. Change in fair value on financial instruments</b>	<b>-</b>	<b>-</b>
<b>16. Impairment and gains or losses on disposals of financial instruments</b>	<b>-</b>	<b>-</b>
a) Impairment and losses	-	-
b) Profit / (loss) on disposals and others	-	-
Results by disposals and others	-	0,00
Adjustments of results for disposals and others	-	0,00
<b>A.2. FINANCIAL PROFIT/ (LOSS) (12+13+14+16)</b>	<b>(757,924.31)</b>	<b>827,093.91</b>
<b>A.3. PRE-TAX PROFIT / (LOSS) (A.1+A.2)</b>	<b>6,578,309.55</b>	<b>10,801,206.53</b>
<b>17. Income tax</b>	<b>2,878,124.07</b>	<b>(13,426.69)</b>
<b>A.4. PROFIT / (LOSS) FOR THE YEAR (A.3+17)</b>	<b>9,456,433.62</b>	<b>10,787,779.84</b>

## Change in working capital for the year then ended

Concept	2020	2019
1. Stocks	52,128.3	22,030.31
2. Trade debtors and other receivables	3,874,228.5	(1,933,800.65)
3. Short-term investments in group and associated companies	-	-
4. Short-term financial investments	4,981,234.7	(4,30,252.43)
5. Cash and cash equivalents	(26,485,729.3)	8,612,221.74
6. Short-term provisions	(808,824.7)	759,878.09
7. Short-term debts	3,564,684.4	(3,726,381.61)
8. Short-term debts with group and associated companies	31,585.4	(31,621.59)
9. Trade creditors and other payables	377,166.7	2,321,819.96
10. Timing differences	-	(59,022.00)
<b>Total Change in Working Capital (*)</b>	<b>(14,413,526.1)</b>	<b>1,234,871.82</b>

(\*) Working capital is considered to be current assets, excluding non-current assets held for sale, less current liabilities.



# Technical characteristics of the port

## General Conditions

Location	
Longitude:	6° 49' 32.8" W (Greenwich)
Latitude:	37° 8' 6.6" N
Régimen de vientos	
Prevailing (most frequent wind direction):	NO
Predominant (direction of wind gusts at maximum speeds):	SO
Storm system	
Significant maximum wave height (Hs MAX):	2,76
Peak wave period (Tp) linked to Hs MAX:	10,01
Mean wave direction (Dir) linked to Hs MAX:	246
Nivel del mar	
Maximum tidal range recorded during the year *:	3,81
Minimum low tide recorded during the year with respect to port zero *:	0,07
Minimum low tide recorded during the year compared to port zero *:	4,04

\* Data from the latest recorded year, 2019

Entrance	
Entry channel	
Width:	339°
Ancho:	200 to 300 m
Length:	15,000 m
Water depth at M.L.W.S:	13 m*
Nature of the seabed :	Sand and sludge

\* The draft of the project is updated with the bathymetries that are being carried out in the port

Entry access	
Orientation:	339°
Width:	300 m
Draught at M.L.W.S:	13 m*
Maximum recorded current:	5 knots

\* The draft of the project is updated with the bathymetries that are being carried out in the port

### Use of tugs for entry and exit

In accordance with the current Rules for Entry, Exit, Docking and Undocking at the Port of Huelva, published in the Official Gazette of the Province of Huelva No. 201 on October 23, 2006, the mandatory use of tugs in normal conditions is dependent on the length of the vessel and the nature of the freight, rather than the value of its GT.

Thus, the attendance of tugs will be mandatory when it comes to manoeuvring vessels of more than 90 m in length, carrying hazardous freight classified under classes 1, 2, 3 or 4 of the IMDG Code, those included in Article 15 of Royal Decree 145/89, approving the National Regulations for the Admission, Handling and Storage of Hazardous Freight in Ports, and substances not included in the sections above, which are considered hydrocarbons as defined in Article 1.2 of Royal Decree 253/2004, of February 13, establishing measures to prevent and combat pollution in the loading, unloading and handling of hydrocarbons in the maritime and port environment.

Largest vessels to have entered in the last year				
Features	Greatest length		Greatest draught	
	AREA 1	AREA 2	AREA 1	AREA 2
Name	FEDOR LITKE	LA SEINE	FEDOR LITKE	NORDIC FREEDOM
Nationality	CHIPRE	MALTA	CHIPRE	BAHAMAS
Gross tonnage (G.T.)	128,806	116,542	128,806	83,594
Dead weight tonnage (D.W.T.)	96,839	93,200	96,839	159,331
Length	299	299	299	274
Draught	13	12.52	13	15.7
Type	Transport of liquefied gas	Bulk carriers	Dry bulk materials	Chemical products transport
Real entry or exit draught	11.9	11.7	11.9	9.3

Flotation surface area (Ha)					
Area I					
Location	Outer harbour	Docks			Total
		Commercial	Fishing	Others	
Entry channel	366.70				366.70
Outer dock		379.90			379.90
Inner dock		239.50	16.50	5.20	261.20
Others				1,084.31	1,084.31
<b>Total Area I</b>	<b>366.70</b>	<b>619.40</b>	<b>16.50</b>	<b>1,089.51</b>	<b>2,092.11</b>

Flotation surface area (Ha)					
Area II					
Location	Access	Anchorage area	Others	Total	
Crude oil terminal buoy		113.00		113.00	
Others			7,296.04	7,296.04	
<b>Total Area II</b>		<b>113.00</b>	<b>7,296.04</b>	<b>7,409.04</b>	

## Facilities at the service of maritime trade

### Quays and berths

#### CLASSIFICATION BY DOCKS

Service	Length (m)	Draught (m)	Width(m)	Used for
Ingeniero Juan Gonzalo Quay	942	13	230	General freight and bulk materials
Ciudad de Palos Quay	492	13	320	General freight and bulk materials
Levante South Quay	400	8	80	General freight and passengers
Levante Centre Quay	90	8	80	Local passengers and auxiliary
Levante North Quay	710	8	80	Fishing and inner traffic
Arenillas Tower Oil Tanker Quay	460	12.6		Bulk liquid (2 berths)
Ore Quay	374	13	50	General freight and bulk materials
South Quay	750	13	300	Passengers, general freight, RO-RO and containers

Tharsis Quay	280	-	-	Out of service
Mooring buoys - North	200	7	-	
Mooring buoys - Centre	200	6	-	
Mooring buoys - South	150	5	-	
<b>TOTAL FOR SERVICE</b>	<b>5,048</b>			
<b>Private</b>	<b>Maximum permitted length (m)</b>	<b>Draught (m)</b>	<b>Width (m)</b>	<b>Used for</b>
New Huelva Shipyard Quay	337	-	-	Weapons, repairs and scrap
Riotinto quay	390	-	-	Out of service
Fertiberia, S.L. (Phosphoric acid/compounds) jetty	180	8.10	-	Bulk liquid
Atlantic Copper, S.L.U. jetty North	140	6.50	-	Bulk liquids
Fertiberia, S.L. (Fertiliser) jetty	150	8.10	-	Bulk liquids and solids
Impala Terminal	550	14	-	Bulk solids
Levantino-Aragonesa de Tránsitos, S.A.	120	9.70	-	Bulk liquids
Atlantic Copper, S.L.U TNP 1 jetty	175	10	-	Bulk liquids
Atlantic Copper, S.L.U. jetty TNP 2	160	8	-	Bulk liquids
Saltés quay	200	5.50	-	Weapons, repairs and scrap
Reina Sofía E de CEPSA jetty	190	10	-	Bulk liquids
Reina Sofía C de CEPSA jetty	128	8.5	-	Bulk liquids
Reina Sofía W de CEPSA jetty	150	9	-	Bulk liquids

Reina Sofía 4º CEPSA BERTH jetty	210	12	-	Bulk liquids
Enagas, S.A. jetty	305	12	-	Bulk liquids
Decal North jetty	210	11.50	-	Bulk liquids
Decal South jetty	210	12.50	-	Bulk liquids
Decal-Gabarras jetty	82	9	-	Fuel supplies
Royal Maritime Club of Huelva	8	2	-	Various
La Rábida quay	20	2	-	Auxiliary (1 berth)
Single buoy	275	16.50	-	Bulk liquids
<b>TOTAL FOR INDIVIDUALS</b>	<b>4,190</b>			
<b>TOTAL</b>	<b>9,238</b>			

## CLASSIFICATION BY USES AND DRAUGHT

Empleos	Linear metres with draught "C" (m)						C<4
	C ≥ 12	12 > C ≥ 10	10 > C ≥ 8	8 > C ≥ 6	6 > C ≥ 4	Total	
Service							
Commercial docks							
General conventional freight		-	-		-	-	-
Containers	-		-	-	-	-	-
RO-RO berths	-		-	-	-	-	-
Bulk solids without special installation	-	-	-	-	-	-	-

Empleos	Linear metres with draught "C" (m)						C<4
	C ≥ 12	12 > C ≥ 10	10 > C ≥ 8	8 > C ≥ 6	6 > C ≥ 4	Total	
Bulk solids via special installation	-	-	-	-	-	-	-
Bulk liquids	460	-	-	-	-	460	-
Multi-purpose	2,558	-	-	400	-	2,958	-
Passengers	-	-	-	90	-	90	-
<b>Other quays</b>							
Fishing	-	-	-	710	-	710	-
Weapons, repairs and scrap	-	-	-	-	-	-	-
Service buoys	-	-	-	400	150	550	-
Various	-	-	-	-	280	280	-
<b>TOTAL FOR SERVICE</b>	<b>3,018</b>		<b>-</b>	<b>1,600</b>	<b>430</b>	<b>5,048</b>	<b>-</b>
Private							
<b>Commercial docks</b>							
General conventional freight	-	-	-	-	-	-	-
Containers	-	-	-	-	-	-	-
RO-RO berths	-	-	-	-	-	-	-
Bulk solids without a special installation	-	-	-	-	-	-	-
Bulk solids via a special installation	550	-	150	-	-	700	-
Bulk liquids	1,000	575	820	140	-	2,535	-
Multi-purpose	-	-	-	-	-	-	-
Passengers	-	-	-	-	-	-	-

Empleos	Linear metres with draught "C" (m)						C<4
	C ≥ 12	12 > C ≥ 10	10 > C ≥ 8	8 > C ≥ 6	6 > C ≥ 4	Total	
<b>Other quays</b>							
Fishing	-	-	-	-	-	-	-
Weapons, repairs and scrap	-	-	-	-	337	337	-
Various	-	-	-	-	590	590	28
<b>TOTAL FOR PRIVATE</b>	<b>1,550</b>	<b>575</b>	<b>970</b>	<b>140</b>	<b>927</b>	<b>4,162</b>	<b>28</b>
<b>TOTAL FOR SERVICE AND PRIVATE</b>	<b>4,568</b>	<b>575</b>	<b>970</b>	<b>1,740</b>	<b>1,357</b>	<b>9,210</b>	<b>28</b>

### Land and storage areas (m<sup>2</sup>)

Land and storage areas (m <sup>2</sup> )	Designation	Warehouses			Roads	Others	Total
		Uncovered	Covered and open	Closed			
	<b>Poligono Pesquero Norte (North Fishing Industrial Estate)</b>				54,744	215,290	270,034
	Concessions					141,174	
	Others					74,116	
	Communications and services				54,744		



Land and storage areas (m <sup>2</sup> )	Designation	Warehouses			Roads	Others	Total
		Uncovered	Covered and open	Closed			
<b>Levante:</b>	<b>Levante quay and surroundings</b>	24,4		2,76	60,454	173,002	260,616
	Warehouse 1			1,56			
	Warehouse 2			1,2			
	Storage Area	24,4					
	Concessions					9,605	
	Others					163,397	
	Communications and services				60,454		
	<b>Cross streets and Punta del Sebo</b>				352,198	2,445,434	2,797,632
	Concessions					1,396,289	
	Others					1,049,145	
	Communications and services				352,198		
	<b>Outer Port</b>	493,377		192,170	777,164	2,303,164	3,765,875
<b>Ing. Juan Gonzalo:</b>				16,720			
	Warehouse 1			3,6			
	Warehouse 2			4,760			
	Warehouse 3			3,6			
	Warehouse 4			4,760			
	Storage area	95,730					

Land and storage areas (m <sup>2</sup> )	Designation	Warehouses			Roads	Others	Total
		Uncovered	Covered and open	Closed			
Atlantic Copper, S.L.U.(C-1187 and C-1348)				11,498			
Bergé Marítima, S.L. (C-1409)		37,853					
ImpalaTerminals Huelva, S.L.U. (C-1309)		81,537		39,400			
<b>Ciudad de Palos</b>							
Storage area		90,000					
<b>South Quay</b>							
Storage area		100,000					
Concasa Huelva, S.L.		52,000					
<b>Outer port (outside the docks)</b>							
	Terminal Marítima de Huelva, S.L. (C-1151)			52,318			
	Servimad (C-968)			11,170			
	Bergé & Cía. S.A. (C-973)			6,484			
	Bergé Marítima, S.L. (C-1144 Y C-1045)			44,643			

Land and storage areas (m <sup>2</sup> )	Designation	Warehouses			Roads	Others	Total
		Uncovered	Covered and open	Closed			
	García-Munté Energía, S.L. (C-1110)	33,080					
	Congrasur (C-1048)			6,937			
	Bergé Marítima, S.L. (C-1210)	3,177		3,000			
	Concessions					1,575,200	
	Others					727,964	
	Communications and services				777,164		
	<b>Marismas del Odiel (River Odiel Marshes)</b>				770,378	4,841,677	5,612,055
	Concessions					211,873	
	Others					4,629,804	
	Communications and services				770,378		
	<b>Marismas del Tinto (River Tinto Marshes)</b>				501,937	3,933,067	4,435,004
	Concessions					103,420	
	Others					3,829,647	
	Communications and services				501,937		
		<b>517,777</b>		<b>194,930</b>	<b>2,516,875</b>	<b>13,911,634</b>	<b>17,141,216</b>

## Cold stores and ice factories

Location	Description	Owner	Storage capacity (m3)	Observaciones
Avda. Fco. Montenegro, 1. <sup>a</sup> Transversal (Cross street)	Refrigerated warehouse	Frigoríficos El Retorno, S.L.	9,000	Storage from -18° to -20°. Various
Pesquero Norte Industrial Estate	Refrigerated warehouse	Expromar, S.A.	2,400	Storage: -18°. Various
Pesquero Norte Industrial Estate	Refrigerated warehouse	Distribumar, S.L.	500	Refrigeration and freezing chambers
Pesquero Norte Industrial Estate	Freezing chamber	Mariscos Méndez, S.A.	770	Freezing chamber
Polígono Finca Villafría	Refrigerated warehouse	Dimarosa	51,000	Refrigeration and freezing chambers
Polígono Finca Villafría	Refrigerated warehouse	Krustagroup	29,000	-24° with shelves for 5,000 europallets. Storage chamber: 0° (572 m <sup>3</sup> )
Pesquero Norte Industrial Estate	Ice factory	Hielos Costa de la Luz	No details	In operation

## Maritime terminals

Location	Owner	Traffic	Surface area (m2)
South Quay	Balearia Eurolíneas Marítimas, S.A.	Huelva - Canary Islands	150.00
South Quay	FRS (Förde Reederei Seetouristik Iberia, S.L.)	Huelva - Canary Islands	259.32

## Fishing installations

Type of installation		Location	Surface area m <sup>2</sup>
Fish market	Auction area	Levante Quay	882
	Traffic area	Levante Quay	500
	Offices for sellers	Levante Quay	48
Premises for exporters	Levante Quay	0	0
Levante Quay areas	Levante Quay	44,000	44.000
Areas for shipowners	Pesquero Norte Industrial Estate	180,000	180.000
Premises for exporters	Pesquero Norte Industrial Estate	1,977	1.977

## Buildings and installations for public use

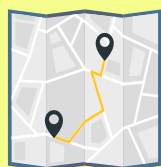
Location	Owner	Use	Characteristics
Avda. Hispanoamérica-Calle Sanlúcar de Barrameda	Ministry of Defence	Naval Command	1,698 m <sup>2</sup> on 2 floors
Avda. Real Sociedad Colombina Onubense	A.P.H.	A.P.H. main office	2,460 m <sup>2</sup> on 3 floors
Avda. Hispanoamérica and Calle Sanlúcar de Barrameda	A.P.H.	A.P.H. offices, Harbourmaster's Office, Port Services Control Centre, SASEMAR, The Port of Huelva Stevedoring Society, Civil Guard, Health Control at Borders	2,808.31 m <sup>2</sup> on 3 floors (3 buildings)
Levante Quay	A.P.H.	Huelvaport	16.70 m <sup>2</sup>
Levante Quay	A.P.H.	Commercial Department Office	223.30 m <sup>2</sup>

Location	Owner	Use	Characteristics
Levante Quay	A.P.H.	Office of the Storage, Facilities and Ground Operations Division	240 m2 on 2 floors
Levante Quay	A.P.H.	Customs Unit	72 m2 on 1 floor
Levante Quay	A.P.H.	Guardia Civil Control Post	11.95 m2
Levante Quay	A.P.H.	Premises (3) of the maritime service of the State Tax Administration Agency	48.8 m2
Levante Quay	A.P.H.	Premises (4) of the General Directorate of the Civil Guard	65.07 m2
Avenida de Hispanoamérica	A.P.H.	Port parking facilities	665 m2 on 1 floor
Avenida de Hispanoamérica	A.P.H.	Port of Huelva Reception and Documentation Centre	875 m2 on 1 floor
Avda. Fco. Montenegro	A.P.H.	Huelva-2000 building	708 m2 on 3 floors
Oil Tanker Quay	A.P.H.	Civil Guard Control Post	6.63 m2
Arenillas Tower	A.P.H.	Central Control Tower	800 m2 on 4 floors
Arenillas Tower	A.P.H.	Treatment plant	1,500 m2 for storage
Outer Port	A.P.H.	Old A.P.H. workshops	5,484 m2 (1,106 m2 covered)
Ingeniero Juan Gonzalo Quay	A.P.H.	Civil Guard Control Post	11.95 m2
South Quay	A.P.H.	Customs	180.40 m2 on 1 floor
South Quay	A.P.H.	Phytosanitary Control	1,776.82 m2
Mazagón	A.P.H.	Civic building (Casa Vigia - Observation house)	240 m2 on 2 floor

## Moles

Description	Lenght(m)	Characteristics
Juan Carlos I, King of Spain mole	13,000	Flow-over type, made of quarry stone, layers of rockfill with edges up to 9 tonnes and parallelepiped concrete blocks up to 4.5 m <sup>3</sup>

## Schematic map of lighthouses and beacons



[See General Map of the Port of Huelva](#)

It is necessary to install the Google Earth application to visualize it. The Port Authority of Huelva is solely responsible for updating the contents referring to the beaconing of its service area.

## Relationship of lighthouses and beacons

Number	Name and position	Description	Colour	Rhythm	Range in miles
8730	River Odiel, Cardinal direction: west	Castillete	B	9 Ct	5
8740	River Odiel n.º 1	Triangular marker	V	D	4
8750	River Odiel n.º 2	Cylindrical marker	R	D	4
8760	River Odiel n.º 3	Triangular marker	V	Gp. D (2)	3
8770	River Odiel n.º 4	Cylindrical marker	R	Gp. D (2)	3
8780	River Odiel n.º 5	Triangular marker	V	Gp. D (3)	3
8790	River Odiel n.º 6	Cylindrical marker	R	Gp. D (3)	3
8800	River Odiel Fork No. 7	Triangular marker	V	Gp. D 2+1	3
8810	River Odiel n.º 8	Cylindrical marker	R	Gp. D (4)	4

Number	Name and position	Description	Colour	Rhythm	Range in miles
8722	Day/night leading lights	Cylindrical/ conical tower	VBR	Sectorial	D 5,9 / N 8
8820	River Odiel n.º 9	Triangular marker	V	D	3
8830	River Odiel n.º 10	Cylindrical marker	R	D	3
8840	River Odiel n.º 11	Triangular marker	V	Gp. D (2)	3
8850	River Odiel n.º 12	Cylindrical marker	R	Gp. D (2)	3
8855	Vigia submerged breakwater	Castillete	B	Gp. D (2)	3
8870	River Odiel n.º 13	Triangular marker	V	Gp. D (3)	3
8880	River Odiel n.º 14	Cylindrical marker	R	Gp. D (3)	3
8890	River Odiel n.º 15	Triangular marker	V	1 D	3
8900	River Odiel n.º 16	Cylindrical marker	R	Gp. D (4)	3
8905.2	South Mooring Buoy - South port-side	Special marker	A	1 D	1
8905.4	South Mooring Buoy - South starboard-side	Special marker	A	1 D	1
8905.6	South Mooring Buoy - North port-side	Special marker	A	1 D	1
8905.8	South Mooring Buoy - North starboard-side	Special marker	A	1 D	1
9810.1	River Odiel n.º 18	Cylindrical marker	R	1 D	3
8911.2	Centre Mooring Buoy - South port-side	Special marker	A	Gp. D (4)	1
8911.3	Centre Mooring Buoy - South starboard-side	Special marker	A	Gp. D (4)	1
8911.4	Centre Mooring Buoy - North port-side	Special marker	A	Gp. D (4)	1



Number	Name and position	Description	Colour	Rhythm	Range in miles
8911.5	Centre Mooring Buoy - North starboard-side	Special marker	A	Gp. D (4)	1
8925.2	North Mooring Buoy - South port-side	Special marker	A	Gp. D (5)	1
8925.4	North Mooring Buoy - South starboard-side	Special marker	A	Gp. D (5)	1
8925.6	North Mooring Buoy - North port-side	Special marker	A	Gp. D (5)	1
8925.8	North Mooring Buoy - North starboard-side	Special marker	A	Gp. D (5)	1
8940	River Odiel n.º 20	Cylindrical marker	R	Gp. D (2)	3
8975	River Odiel n.º 22	Cylindrical marker	R	Gp. D (3)	3
*8945	River Odiel n.º 20 M1	Special marker	A	1 D	1
*8950	River Odiel n.º 20 M2	Special marker	A	1 D	1
9010	River Odiel n.º 24	Cylindrical marker	R	4 D	3
9005	River Odiel n.º 26	Cylindrical marker	R	3 D	3
9070	River Odiel n.º 28	Cylindrical marker	R	4 D	3
***9040.2	South buoy	Special marker	A	1 D	1
***9040.3	North-east buoy	Special marker	A	1 D	1
***9040.4	North-west buoy	Special marker	A	1 D	1
9060	Puente del Burro Fork No. 34	Cylindrical marker	R	Gp. D (2+1)	3
8700	Picacho lighthouse	Octagonal tower	B	Gp. D (2+4)	25
8710	Morro dike lighthouse	Cylindrical tower	B & R	Gp. D (3+1)	10
8570	El Rompido lighthouse	Cylindrical tower	B	Gp. D (2)	24

Number	Name and position	Description	Colour	Rhythm	Range in miles
9175	Matalascañas lighthouse (Higuera)	Triangular tower	B	Gp. D (3)	20
8670	Crude oil unloading buoy	Special marker	A	Gp. D (4)	8
8680	Buoy 1 oil pipeline	Special marker	A	Gp. D (4)	5
8685	Buoy 2 oil pipeline	Special marker	A	Gp. D (4)	5
8690	Buoy 3 oil pipeline	Special marker	A	Gp. D (4)	5
8692	Buoy 4 oil pipeline	Special marker	A	Gp. D (4)	5
8694	Buoy 5 oil pipeline	Special marker	A	Gp. D (4)	5
8860	Casa Vigia (Observation House) Beacon	Post with special marker	A	D	1
8886	South Quay Beacon - North	Beacon on a support structure	V	Gp. D (4)	3
8882	South Quay Beacon - Centre	Beacon on a support structure	V	Gp. D (4)	3
8881	South Quay Beacon - South	Beacon on a support structure	V	Gp. D (4)	3
8881,1	Duque Alba South Quay Beacon	Beacon on a support structure	A	D	3
8912	Decal Jetty Beacon	Post with a beacon	V	Gp. D (2)	3
8914	Decal Jetty Beacon	Post with a beacon	V	Gp. D (2)	3
8918	Decal Jetty Beacon - North	Post with a beacon	V	Ct	3
8960	Reina Sofia Jetty Beacon	Post with a beacon	V	Gp. D (3)	3
8963	Reina Sofia Jetty Beacon	Post with a beacon	V	Gp. D (3)	3
8965	Reina Sofia Jetty Beacon	Post with a beacon	V	Gp. D (3)	3
8915	Fenosa Emissary Beacon	Post with a limit marker	A	Ct	1

Number	Name and position	Description	Colour	Rhythm	Range in miles
8970	Enagas Jetty Beacon	Post with a beacon	V	Gp. D (4)	3
8972	Enagas Jetty Beacon	Post with a beacon	V	Gp. D (4)	3
8977	FORET Jetty	Post with a beacon	V	D	3
8977,1	FORET Jetty	Post with a beacon	V	D	3
8980	Atlantic Jetty - South	Post with a beacon	V	Gp. D (2)	3
8981	Atlantic Jetty - Outer	Post with a beacon	V	Gp. D (2)	3
8985	Ercross-Atlantic Copper Jetty	Post with a beacon	V	Gp. D (3)	3
8990	Ercross-Atlantic Copper Jetty	Post with a beacon	V	Gp. D (3)	3
9015	Juan Gonzalo Extension - South	Post with a beacon	V	Gp. D (4)	3
9016	Juan Gonzalo Quay	Beacon	V	1 D	3
9035	Ore Quay	Beacon	V	Gp. D	3
9040	Quay for tugs	Post with a beacon	V	Gp. D	3
9045	Oil Tanker Quay	Post with a beacon	V	Gp. D (2)	3
9047	Oil Tanker Quay	Post with a beacon	V	Gp. D (2)	3
9050	Buoy No. 30	Cylindrical marker	R	Gp. (2D)	3
9052	Buoy No. 32	Cylindrical marker	R	Gp. (3D)	3
9054	Buoy No. 17 Fork	Triangular marker	V	Gp. D (2+1)	3
9055	Yacht Club	Beacon	V	4 D	1
9055,1	Yacht Club	Beacon	V	Ct	1
9055,3	Yacht Club	Beacon	V	Gp D (2)	1
9065	Fertiberia - Fertiliser	Post with a beacon	V	D	3

Number	Name and position	Description	Colour	Rhythm	Range in miles
9067	Fertiberia - Fertiliser	Post with a beacon	V	D	3
9075	Buoy No. 36	Cylindrical marker	R	Gp. 1 D	3
9084	Atlantic Copper - North	Post with a beacon	G	Gp. D (2)	3
9086	Atlantic Copper - North	Post with a beacon	G	Gp. D (2)	3
9090	Fertiberia - Phosphoric acid/compounds	Post with a beacon	G	Gp. D (3)	3
9095	Fertiberia - Phosphoric acid/compounds	Post with a beacon	G	Gp. D (3)	3
9100	Buoy No. 38	Cylindrical marker	R	Gp. 3 D	3
9110	Buoy No. 19	Triangular marker	V	Gp. D (4)	3
9120	Tinto Quay	Beacon	V	D	3
9121	Buoy No. 40	Cylindrical marker	R	D	3
9122	Jetty for official launches	Beacon	V	Gp. D (2)	1
9122,5	Jetty for official launches	Beacon	V	Gp. D (2)	1
9123,1	Buoy R1	Special marker	A	D	3
9123,2	Buoy R2	Special marker	A	D	3
9125	Levante Centre Quay	Beacon	V	Gp. D (3)	3
9135	Tharsis Quay	Beacon	R	Gp. D (4)	3
9025	Saltés Quay	Beacon	R	D	3
9170	La Rábida Quay	Post with a beacon	V	Ct	1
9155	Tinto Bridge	Beacon	V	Ct	1
9150	Tinto Bridge	Beacon	R	Ct	1
9160	Tinto Bridge	Beacon	R	Ct	1

Number	Name and position	Description	Colour	Rhythm	Range in miles
9145	Tinto Bridge	Beacon	V	Ct	1
8665	Burro Bridge	Beacon	V	Ct	1
8665,1	Burro Bridge	Beacon	R	Ct	1
8665,2	Burro Bridge	Beacon	V	Ct	1

\*Delimits the manoeuvring area to turn Enagas vessels around

\*\*\* Old Ore Quay turn-around area

## Installations for vessels

<b>Dry docks</b>	Not applicable
<b>Floating docks</b>	Not applicable
<b>Slipways</b>	Not applicable
<b>Shipyards</b>	New Huelva Shipyard, S.A.

## Vessel supply services

Type of supply	SLocation	No. of outlets	Hourly capacity for each outlet	Hourly capacity of the quay	Supplier
Liquid fuels	Levante Quay	6	B15 Diesel	Diesel B 90	CEPSA Supply Station
Liquid fuels	Oil Tanker Quay	4	1,000	4,000	CEPSA
Liquid fuels	Reina Sofia Jetty	1	IFO-180	Diesel	CEPSA
Lubricant	M/T "Galileo J"	1	7	Lubricating oil	Sermalub
Liquid fuels	Oizmendi	2	600 m <sup>3</sup>	HFO/GO	Itsas Gas Bunker Supply, S.L.

Type of supply	SLocation	No. of outlets	Hourly capacity for each outlet	Hourly capacity of the quay	Supplier
Water	Levante Quay	33	17	51	Amasur, S.A.L.
Water	Oil Tanker Quay	2	17	17	Amasur, S.A.L.
Water	Ore Quay	5	17	34	Amasur, S.A.L.
Water	Ingeniero Juan Gonzalo/Ciudad de Palos Quay	38	17	51	Amasur, S.A.L.
Water	South Quay	14	17		Amasur, S.A.L.
Water	“Otani” barge	1	30		Amasur, S.A.L.

## Mechanical land resources

### Cranes

#### DOCKSIDE CRANES

Location	Owner	Nº	Make	Type	Power	Force	Height above the MLWS	Container throughput/hour	Year
South Quay	Yilport Huelva	1	Paceco	Panamax containers	Electrical	30-40	31	20-22	1984
South Quay	Yilport Huelva	1	Paceco	PostPanamax containers	Electrical	40-50	36	21-24	1990

## MOBILE CRANES

Location	Owner	Nº	Make	Type	Power	Force	Height above the MLWS	Throughput tonnes/hour	Year
Ingeniero Juan Gonzalo/ Ciudad de Palos	Bergé	2	Liebherr LHM 400	Mobile	Diesel fuel	52	45	700	2002
Ingeniero Juan Gonzalo/ Ciudad de Palos	Algeposa	1	Liebherr LHM 400	Mobile	Diesel fuel	52	45	600	1996
Ingeniero Juan Gonzalo/ Ciudad de Palos	Algeposa	1	Liebherr LHM 500	Mobile	Diesel fuel	52	48	700	2004
Ingeniero Juan Gonzalo/ Ciudad de Palos	Algeposa	1	Liebherr LHM 600	Mobile	Diesel fuel	74	45	900	2007
Ingeniero Juan Gonzalo/ Ciudad de Palos	Ership	1	Gottwald HMK 8210B	Mobile	Diesel fuel	80	46,6	970	2001
Ingeniero Juan Gonzalo/ Ciudad de Palos	Ership	1	Gottwald HMK 330	Mobile	Diesel fuel	63	47	1,500	2006
Ingeniero Juan Gonzalo/ Ciudad de Palos	Ership	1	Gottwald HMK 6407B	Mobile	Diesel fuel	100	50	1,112	2013

## NUMBER OF CRANES SUMMARY

Type	Service	Private	Total
Gantry			
Up to 6 tonnes			
Between 7 and 12 tonnes			
Between 13 and 16 tonnes			
Over 16 tonnes			
		2	2
Mobile	0	10	10
<b>Total</b>	<b>0</b>	<b>12</b>	<b>12</b>

## Special loading and unloading installations

Location	Owner	Characteristics	Year of manufacture
Decal España (lighters) jetty	DECAL ESPAÑA, S.A.	<ul style="list-style-type: none"> <li>Total length L 84.93 m</li> <li>Dead weight 5,000 tonnes</li> <li>Beam B 16.00 m</li> <li>Max. draught when loaded 6.00 m</li> <li>Displacement when loaded P 6,800 tonnes</li> <li>A docking and loading/unloading platform</li> <li>Two berthing dolphins</li> <li>Pedestrian walkways with pipe support</li> <li>Berthing fenders</li> <li>Quick release mooring hooks</li> </ul>	2008
'Fertiberia, S.L. (Phosphoric acid/ compounds) jetty	A.P.H	<ul style="list-style-type: none"> <li>Throughput: Loading phosphoric acid - 200 to 250 tonnes/hour</li> <li>The company currently using this is Fertiberia S.L.</li> </ul>	1975
Atlantic Copper, S.L.U. north jetty	ATLANTIC COPPER, S.L.U.	<ul style="list-style-type: none"> <li>One 14" pipeline for loading sulphuric acid</li> <li>Throughput depending on the vessel</li> </ul>	2010



Location	Owner	Characteristics	Year of manufacture
Fertiberia, S.L. (Fertiliser) jetty	A.P.H.	<ul style="list-style-type: none"> <li>An ammonia pipeline (loading/unloading) 200 to 250 tonnes/hour</li> </ul>	1966
		<ul style="list-style-type: none"> <li>Conveyor belt for loading (NPK, DAP, MAP fertilisers) 300 to 400 tonnes/hour</li> <li>The company currently using this is Fertiberia S.L.</li> </ul>	1999
Single buoy crude oil terminal	CEPSA	<ul style="list-style-type: none"> <li>Draught: 16.50 m 3,800 tonnes/hour</li> </ul>	1966
Arenillas Tower Oil Tanker Quay	A.P.H.	<ul style="list-style-type: none"> <li><b>En cada atraque, 8 brazos de carga</b></li> <li><b>South berth:</b> 5 loading arms 1 arm for deballasting 1 arm for loading liquefied gases 1 loading arm for vapour</li> <li><b>Berth N:</b> 5 loading arms 1 arm for deballasting 1 loading arm for benzene 1 loading arm for cyclohexane</li> <li><b>Throughput:</b> Heavy products and medium distillates: 1000 m<sup>3</sup>/h Benzene and cyclohexane: 250 m<sup>3</sup>/h Liquefied gases: 250 m<sup>3</sup>/h Gasoline/petrol: 700 m<sup>3</sup>/h</li> <li><b>The only company using this installation at present is Cepsa</b></li> </ul>	1966
Pantalán de Atlantic Copper, S.L.U. TNP-2	ATLANTIC COPPER, S.L.U.	<ul style="list-style-type: none"> <li><b>Throughput:</b> 200 mm pipeline for sulphuric acid or 250 m<sup>3</sup>/h</li> </ul>	1975
Reina Sofía Jetty	CEPSA	<ul style="list-style-type: none"> <li><b>Berth E:</b> 2 x 12" lines for benzene and ballast 4 x 14" lines for fuel oil, asphalt, vegetable oil and biodiesel 6 x 8" lines for phenol, acetone, propylene, methanol, soda and benzene 1 x 4" line for return 1 x 10" line for Petroso</li> <li><b>Berth O:</b> 2 14" lines for fuel oil and asphalt 8" arm on East berth - 1 x 12" line for ballast 8" arm on West berth - 4 x 8" lines for phenol, acetone, propylene and cumene 1 x 4" line for return 1 x 4" line for return</li> <li><b>Berth C:</b> 1 x 10" line for ethanol Two 6" loading arms on West berth - 1 x 8" line for methanol</li> <li><b>4th Berth:</b> 3 x 12" lines for VGO, ballast and naphtha 4 x 14" lines for fuel oil, asphalt, vegetable oil and biodiesel Throughput depending on the vessel</li> </ul>	1976

Location	Owner	Characteristics	Year of manufacture
Levantino-Aragonesa de Tránsitos, S.A. jetty	Levantino Aragonesa de Tránsitos, S.A.	<ul style="list-style-type: none"> <li>One 8" pipeline for unloading phosphoric and sulphuric acid</li> <li>Throughput depending on the vessel</li> </ul>	1981
Atlantic Copper, S.L.U. jetty TNP-1	ATLANTIC COPPER, S.L.U.	<ul style="list-style-type: none"> <li>One 14" pipeline for loading/unloading sulphuric acid and caustic soda</li> <li>Throughput depending on the vessel</li> </ul>	1984
South Quay	A.P.H.	<ul style="list-style-type: none"> <li>One Roll-On Rol-Off ramp for vessels</li> <li>Capacity: 2 vessels. Width: 27.51 m. Length: 50.40 m</li> </ul>	1987
Enagas, S.A. jetty.	ENAGAS, S.A.	<ul style="list-style-type: none"> <li>Two arms for unloading LNG at 2,000 m<sup>3</sup>/h c.u.</li> <li>Arm for handling LPGCuatro brazos de 16" de GNL</li> <li>Four 16" arms for LNG</li> <li>One loading arm for vapour return</li> </ul>	1988
Decal España North jetty	DECAL ESPAÑA, S.A.	<ul style="list-style-type: none"> <li>Five arms for loading/unloading liquid fuels</li> <li>One of 1,250 m<sup>3</sup>/h for diesel fuel</li> <li>One of 750 m<sup>3</sup>/h for gasoline/petrol</li> <li>One of 800 m<sup>3</sup>/h for cyclohexane</li> <li>One of 1,250 m<sup>3</sup>/h for oil</li> <li>One 600 m<sup>3</sup>/h hose for methanol</li> </ul>	1995
Decal España South jetty	DECAL ESPAÑA, S.A.	<ul style="list-style-type: none"> <li>Five arms for loading/unloading liquid fuels</li> <li>One of 1,250 m<sup>3</sup>/h for diesel fuel</li> <li>One of 1,250 m<sup>3</sup>/h for oil</li> <li>One of 1,250 m<sup>3</sup>/h for methyl ester</li> <li>One of 1,250 m<sup>3</sup>/h for fuel</li> <li>One of 600 m<sup>3</sup>/h for methanol</li> </ul>	2009
Impala quay	IMPALA TERMINALS HUELVA, S.L.	<ul style="list-style-type: none"> <li>Length: 240 m</li> <li>Conveyor belts for loading/unloading metal concentrates of 1000 tonnes/hour.</li> </ul>	2015

## Auxiliary material for loading, unloading and transportation

Material Type	Owner	N.º	Power used	Characteristics
Conveyor Belt Feedera	Bergé	1	Electrical	350m <sup>3</sup>
Forklift trucks	Bergé	1	Diesel fuel	12 tonnes
Forklift trucks	Ership	1	Diesel fuel	3 tonnes
Forklift trucks	Ership	1	Diesel fuel	3,5 tonnes
Forklift trucks	Ership	1	Diesel fuel	7 tonnes
Forklift trucks	Ership	1	Diesel fuel	8 tonnes
Conveyor belts	Bergé	1	Electrical	500 tonnes/hour
Conveyor belts	Bergé	2	Electrical	TAIM-TFG
Automatic Clamshell Buckets	Ership	13		
Automatic Clamshell Buckets	Bergé	2		40 m <sup>3</sup>
Automatic Clamshell Buckets	Bergé	1		35 m <sup>3</sup>
Automatic Clamshell Buckets	Servimad	3		6.6 m <sup>3</sup>
Automatic Clamshell Buckets	Servimad	3		8.8 m <sup>3</sup>
Loaders	Servimad	1	Diesel fuel	950G
Loaders	Bergé	1	Diesel fuel	L35B
Loaders	Bergé	1	Diesel fuel	L70D
Loaders	Bergé	1	Diesel fuel	L70E
Loaders	Bergé	1	Diesel fuel	L70F
Loaders	Bergé	1	Diesel fuel	L180E
Automatic grab bucket	Bergé	1		40m <sup>2</sup>
Bulk hopper	Ership	2	Electrical	150 tonnes

Material Type	Owner	N.º	Power used	Characteristics
Bulk hopper	Bergé	2	Electrical	150 tonnes
Bulk hopper	Bergé	2	Electrical	300 tonnes
Bulk hopper	Bergé	2	Diesel Fuel	L150F
Bulk hopper	Bergé	7	Diesel Fuel	L180H
Bulk hopper	Bergé	1	Diesel Fuel	L110F
Bulk hopper	Ership	9	Diesel Fuel	L150G
Bulk hopper	Ership	3	Diesel Fuel	L110G
Conveyor Belt Feeder	Congrasur	1	Electrical	350m132
Conveyor belts	Congrasur	1	Electrical	600 tonnes/h
Conveyor belts	Congrasur	1	Electrical	900 tonnes/h
Loaders	Congrasur	2	Diesel Fuel	L150H
Loaders	Congrasur	2	Diesel Fuel	L120H
Loaders	Congrasur	1	Diesel Fuel	L120E
Loaders	Congrasur	1	Diesel Fuel	L180C
Loaders	Congrasur	1	Diesel Fuel	L120G
Forklift trucks	Algeposa	1	Diesel Fuel	5 tonnes
Forklift trucks	Algeposa	1	Diesel Fuel	40 tonnes
Automatic Clamshell Buckets	Algeposa	1		70m3
Automatic Clamshell Buckets	Algeposa	1		52m3
Automatic Clamshell Buckets	Algeposa	1		47.5m3
Automatic Clamshell Buckets	Algeposa	1		42.5m3
Automatic Clamshell Buckets	Algeposa	1		33m3
Automatic Clamshell Buckets	Algeposa	1		28m3
Automatic Clamshell Buckets	Algeposa	1		23.5m3

Material Type	Owner	N.º	Power used	Characteristics
Automatic Clamshell Buckets	Algeposa	1		16m3
Automatic Clamshell Buckets	Algeposa	1		12m3
Loaders	Algeposa	1	Diesel Fuel	L90E
Loaders	Algeposa	1	Diesel Fuel	L150E
Loaders	Algeposa	1	Diesel Fuel	L150E
Loaders	Algeposa	1	Diesel Fuel	L120C
Loaders	Algeposa	1	Diesel Fuel	L180E
Loaders	Algeposa	1	Diesel Fuel	L120D
Loaders	Algeposa	1	Diesel Fuel	L220E
Loaders	Algeposa	1	Diesel Fuel	L180F
Loaders	Algeposa	1	Diesel Fuel	L110F
Automatic Clamshell Buckets	Algeposa	1		40 m3
Automatic Clamshell Buckets	Algeposa	1		8 m3
Backhoe loader	Algeposa	1	Diesel Fuel	40 MTC
Hydraulic hopper	Algeposa	1	Electrical	50 tonnes
Tractor unit	Yilport Huelva	9	Diesel Fuel	450 CV
Forklift trucks	Yilport Huelva	1	Diesel Fuel	16 tonnes
R.Stacker	Yilport Huelva	5	Diesel Fuel	CS45

## Other auxiliary material

Material Type	Owner	N.º	Power used	Characteristics
Sweeper	Ership	1	Diesel fuel	2500ACH
Drum Loader	Zalviport	1	Diesel fuel	
Lifting Platform	Ership	2	Diesel fuel	HA 16 DX
Towing Platform	Yilport Huelva	8		
Articulated Platform	Algeposa	1	Electrical	50 tonnes
Lifting Platform	Bergé	1	Electrical	20PX
Lifting Platform	Zalviport	1	Electrical	6x4 m <sup>3</sup>
Lifting Platform	Zalviport	1	Electrical	3x4 m <sup>3</sup>
Electric Pallet Truck	Zalviport	7	Electrical	2 tonnes
Sundry vehicles	Bergé	1	Diesel fuel	Automatic

## Floating equipment

### Dredgers

Not applicable.

### Tugs

Name	Owner	Power used	Length (m)	Beam (m)	Draught (m)	Power (HP)	Year of manufacture
V.B. Cierzo	Auxmasa - G. Boluda	Diesel fuel	29.50	11.00	4.00	5,230	2002
V.B. Bora	Auxmasa - G. Boluda	Diesel fuel	29.50	11.00	4.00	5,230	2001
V.B. Huelva	Auxmasa - G. Boluda	Diesel fuel	29.50	11.00	4.00	4,080	1995
V.B. Talisman	Auxmasa - G. Boluda	Diesel fuel	32.50	11.50	4.00	5,163	2000
Sertosa Cinco	Auxmasa - G. Boluda	Diesel fuel	26.80	7.70	3.88	2,250	1967
V.B. Bravo	Auxmasa - G. Boluda	Diesel fuel	35.50	13.00	6.70	8,150	2009
Yarcla*	Feramar Remolcadores, S.L.	Diesel fuel	15.00	5.50	2.39	550	1999
Yarcla Cinco	Feramar Remolcadores, S.L.	Diesel fuel	22.00	7.00	2.90	2,200	2000
Yarcla Quince	Feramar Remolcadores, S.L.	Diesel fuel	25.00	7.20	2.84	1,220	1963
Yarcla Diez	Feramar Remolcadores, S.L.	Diesel fuel	14.00	4.64	3.50	480	1967
Río Coa	Amarre y Desamarre Molina e Hijos, S.L.	Diesel fuel	15.87	4.67	1.62	365	1965
Gogor	Amarre y Desamarre Molina e Hijos, S.L.	Diesel fuel	26.80	7.91	3.97	2,030	1977
Aitor Uno	Amarre y Desamarre Molina e Hijos, S.L.	Diesel fuel	21.50	7.15	3.80	1,400	1978

\*Fitted with a 2.5 tonne crane..

## Dump Scows, Lighters and Barges

Name	Owner	Power used	Length (m)	Beam (m)	Draught (m)	Power (HP)	Year of manufacture
Yarcla Seis	Feramar Remolcadores, S.L.	Diesel oil		20	7.20	3.15	2005
Oizmendi	Itsas Gas Bunker Supply, S.L.	Diesel oil	1,074	80	15	5.25	2009
Galileo J.	Sermalub, S.L.	Diesel oil	194	20	5.48	2.59	1966
Cisterna Dos	Amasur, S.L.	Diesel oil	240	15	5	2.50	1978
Otani	Amasur, S.L.	Diesel oil	400	22	6.18	3.16	1979
Green Huelva	Amasur, S.L.	Diesel oil	564	19.25	8.80	2.60	2018

## Floating Cranes

Name	Owner	Power used	Characteristics	Characteristics of the work			Year of manufacture
				Force (tonnes)	Reach (m)	Height above sea (m)	
Pontodiel	Feramar Remolcadores, S.L.	Towing	Load: 250 tonnes	20	-	-	2009



## Other auxiliary floating service equipment

Name	Owner	Type	Characteristics	Year of manufacture
Punta del Sebo	Serodiel, S.L.	Catamaran	2 x 190 HP motors and length of 18.70 m	1997
Isla de Bacuta	A.P.H.	Catamaran	2 x 260 HP motors and length of 11.83 m	2004
Canoa de Punta Umbría	Tourdetania Tour, S.L.	Tourist tickets	24 m long and 6.28 m beam	
Villa de Palos	Serodiel, S.L.	Tourist tickets	2 x 102 kW motors and length of 15.33 m	1993
Galatea	Serodiel, S.L.	Auxiliary vessel	2 x 238 HP motors and length of 16 m	1979
Segundo Castillo	Amarre y Desamarre Molina	Auxiliary vessel	325 kW and length of 22 m	1993
Yarcla Cuatro	Feramar Remolcadores, S.L.	Auxiliary vessel	1 x 280 HP motor and length of 9.5 m	2007
Yarcla Siete	Feramar Remolcadores, S.L.	Auxiliary vessel	2 x 177.2 CV motors and length of 14 m	
Yarcla Once	Feramar Remolcadores, S.L.	Auxiliary vessel	2 x 550 CV motors and length of 15 m	1993
Yarcla Doce	Feramar Remolcadores, S.L.	Auxiliary vessel	2 x 275 CV motors and length of 12.5 m	
Yarcla Catorce	Feramar Remolcadores, S.L.	Auxiliary vessel	2 x 240 CV motors and length of 14 m	1994

## Land access and communications

The main routes connecting the Port of Huelva with its hinterland are as follows:

<b>A-472</b>	Sevilla-Huelva.
<b>A-49</b>	Sevilla-Huelva-Ayamonte (motorway).
<b>A-492</b>	Aljaraque –N-431.
<b>N-431</b>	Huelva-Portugal (via Ayamonte).
<b>N-435</b>	Badajoz-Huelva.
<b>N-442</b>	Huelva-Mazagón.
<b>H-624</b>	From the Outer Port to San Juan del Puerto, bypassing Palos de la Frontera and Moguer.

The Port of Huelva is laid out in a linear manner along the Odiel estuary, where the traditional docks are laid out. These are accessed via urban roads such as Avenidas Norte, Sur, Sanlúcar de Barrameda, Real Sociedad Colombina Onubense and Tomás Domínguez Ortiz, and the Huelva estuary, which is home to the industrial installations of the outer port.

Avenida Francisco Montenegro and the bridge over the Tinto River join the inner quays with the outer port of Huelva, in such a way that both areas share common accesses, despite their different functions and the distance separating them.

The road connection with the Guadalquivir valley and the centre of the peninsula is via the A-49 to Seville, and from that point via the N-IV Andalusia dual motorway. Therefore, this road connects to the trunk roads in the state road network.

The connection between Portugal and the western area of Huelva is via the N-431 and the A-492, which connect to the section of the A-49 dual carriageway between Huelva and Portugal.

The Ayamonte international bridge connects to the Portuguese road network, which runs from the border to the Algarve region via a motorway, which in turn is connected to the motorway to Lisbon. As far as traffic with Portugal is concerned, it should be noted that the only Portuguese port that deals with ships with a large draught is Sines, meaning that Huelva's area of influence for certain types of maritime traffic can include Portuguese regions of lower Alentejo and Algarve.

Moreover, traffic from the west can access the Port via the N-431 or the A-492. It has been identified that, when approaching the city, the traffic that goes to the inner quays accesses the city by the A-492 (Aljaraque to the N-431) instead of using the N-431 and Avda. Cristóbal Colón-Paseo Marítimo-Avda. Hispanoamérica, which is a significantly shorter route, as a result of which access to the port is gained from Aljaraque or Corrales over the new bridge on the River Odiel.

To go to the Outer Port, the traffic coming from the west is channelled along the N-431, bypassing the city to the north up to the A-49 branch road, which joins Huelva and then takes the south-east ring-road. The connection to the N-435 (Badajoz - Huelva) is made from the Trigueros junction on the A-49. This motorway channels the access traffic to the city and the port in both directions, and is the main route for accessing the industrial area of Huelva. The access to the outer port from the A-49 connects to the south-west ring road, a dual carriageway that acts as a bypass of the centre of Huelva, thus avoiding urban areas and coming out on the N-422, which provides access by dual carriageway to the outer port via the bridge over the River Tinto. The N-442 (Huelva-Mazagón) is the main thoroughfare for the outer port, and is particularly important for inner port and industrial traffic. This connection allows the transportation of hazardous goods.

When evaluating road accessibility to the Port of Huelva, it is necessary to stress the importance of local and regional traffic, as nearly 80% of the traffic originates from or is going to points within a 50 km radius, which relates to the industrial area adjacent to the port or the mining installations in the region.

The Port Authority of Huelva has a road network that serves its installations and service area well. The main artery is the route made up of Avenida de Hispano América, Avenida Francisco Montenegro (the road to Punta del Sebo) and the Tinto Bridge, which link interior docks and the outer port. Traffic from Portugal, Extremadura or Seville has easy access to the service area from the A-49 motorway or CN-431. Local traffic also flows fluidly thanks to an adequate and sensible network of roads and highways.

**The names and characteristics of the different roads for which the Authority is responsible are listed below:**

Port	Zone	Description	Name of Road	Code	Length (m)	Width (m)	Surface type
NSIDE	1	Pol. Pesquero Norte and shipyard area	Almadraba Street	C.Z01.ALM	308	10.5	Flexible with asphalt road surface
INSIDE	1	Pol. Pesquero Norte and shipyard area	Alonso Ojeda Street	C.Z01.ALO	672	10.9	Flexible with asphalt road surface
INSIDE	1	Pol. Pesquero Norte and shipyard area	Arrastre Street	C.Z01.ARR	791	10.5	Flexible with asphalt road surface
INSIDE	1	Pol. Pesquero Norte and shipyard area	Cerco Street	C.Z01.CER	422	5.4/10.5	Flexible with asphalt road surface
INSIDE	1	Pol. Pesquero Norte and shipyard area	Enlace Avenue	C.Z01.ENL	398	10.9	Flexible with asphalt road surface

Port	Zone	Description	Name of Road	Code	Length (m)	Width (m)	Surface type
INSIDE	1	Pol. Pesquero Norte and shipyard area	Unión Alonso Ojeda Street with Molino Avenue	C.Zo1.MOL	55	11.5	Flexible with asphalt road surface
INSIDE	2	Levante Quay Surroundings	Hispanoamérica Avenue	C.Zo2.HIS	1,324	13.4	Flexible with asphalt road surface/ concrete
INSIDE	2	Levante Quay Surroundings	Norte Avenue	C.Zo2.NOR	181	16.4	Flexible with asphalt road surface
INSIDE	2	Levante Quay Surroundings	Real Colombina Onubense Avenue	C.Zo2.RSO	128	7.5	Flexible with asphalt road surface
INSIDE	2	Levante Quay Surroundings	Sanlúcar de Barrameda Avenue	C.Zo2.SLU	166	7.5	Flexible with asphalt road surface
INSIDE	2	Levante Quay Surroundings	Levante Dock Pavement	M.LEV.PAV	1,324	80/variable	Rigid with concrete road surface and paving stone
INSIDE	3	P.I. Punta del Sebo	Cristobal Donante Street	C.Zo3.CRI	1,386	7	Flexible with asphalt road surface
INSIDE	3	Francisco Montenegro Avenue	Francisco Montenegro Avenue	C.Zo3.FCO	4,760	20.67	Flexible with asphalt road surface/ concrete
INSIDE	3	P.I. Punta del Sebo	Unnamed Street	C.Zo3.IOC	553	7/18	Flexible with asphalt road surface
INSIDE	3	Francisco Montenegro Avenue	Monumento a la Fe Descubridora rd.	C.Zo3.MON	258	7	Flexible with asphalt road surface
INSIDE	3	P.I. Punta del Sebo	Sabina Negral. TRo Street	C.Zo3.TRo	789	7	Flexible with asphalt road surface

Port	Zone	Description	Name of Road	Code	Length (m)	Width (m)	Surface type
INSIDE	3	P.I. Punta del Sebo	Joaquín Turina-TR1 Street	C.Zo3.TR1	949	7	Flexible with asphalt road surface
INSIDE	3	P.I. Punta del Sebo	Isaac Albeniz-TR2 Street	C.Zo3.TR2	621	7	Flexible with asphalt road surface
INSIDE	3	P.I. Punta del Sebo	Calderón de la Barca-TR3	C.Zo3.TR3	821	7	Flexible with asphalt road surface
INSIDE	3	P.I. Punta del Sebo	TRANSVERSAL 4	C.Zo3.TR4	621	7	Flexible with asphalt road surface/ concrete
INSIDE	3	P.I. Punta del Sebo	TRANSVERSAL 5	C.Zo3.TR5	840	7	Flexible with asphalt road surface
INSIDE	3	Francisco Montenegro Avenue	Margen Izq. Odiel crosswalk	C.Zo3.VER	3,550	8.4	Flexible with asphalt road surface
INSIDE	3	P.I. Punta de Sebo	ZAL	C.Zo3.ZAL	409	10.9	Flexible with asphalt road surface
OUTSIDE	4	Puerto Exterior P.I. Surroundings. New Port	Costera rd.	C.Zo4.CCO	6,700	7/18	Flexible with asphalt road surface
OUTSIDE	4	Puerto Exterior P.I. Surroundings. New Port	Posterior rd.	C.Zo4.CPO	7,156	18/9	Flexible with asphalt road surface
OUTSIDE	4	Puerto Exterior P.I. Surroundings. New Port	Perpendicular 1 Street (BERGÉ)	C.Zo4.PP1	261	7	Flexible with asphalt road surface
OUTSIDE	4	Puerto Exterior P.I. Surroundings. New Port	Perpendicular 2 Street(García Munté)	C.Zo4.PP2	256	7	Flexible with asphalt road surface

Port	Zone	Description	Name of Road	Code	Length (m)	Width (m)	Surface type
OUTSIDE	4	Puerto Exterior P.I. Surroundings. New Port	Perpendicular 3 Street(CALLE A)	C.Zo4.PP3	233	7	Flexible with asphalt road surface
OUTSIDE	4	Puerto Exterior P.I. Surroundings. New Port	Perpendicular 4 Street(DECAL)	C.Zo4.PP4	246	7	Flexible with asphalt road surface
OUTSIDE	4	Puerto Exterior P.I. Surroundings. New Port	Public apartment next to MIJG	C.Zo4.PR1	800	9	Rigid - concrete
OUTSIDE	4	Puerto Exterior P.I. Surroundings. New Port	Bar Nuevo Puerto Aparment	C.Zo4.PR2	100	50/ variable	Flexible with asphalt road surface
OUTSIDE	4	Puerto Exterior P.I. Surroundings. New Port	Palos-Rábida Street	C.zo4.RAB	200	18	Flexible with asphalt road surface
OUTSIDE	4	Puerto Exterior P.I. Surroundings. New Port	Bridge of Tinto (N-442)	C.Zo4.TIN	915	14	Rigid (concrete) with asphalt roadway
OUTSIDE	4	Puerto Exterior P.I. Surroundings. New Port	Pavement of the Ciudad de Palos Pier	M.CIP.PAV	250	40/ variable	Flexible with asphalt road surface
OUTSIDE	4	Puerto Exterior P.I. Surroundings. New Port	Pavement of the Ing. Juan Gonzalo Pier	M.IJG.PAV	950	15/ variable	Rigid - concrete
OUTSIDE	4	Puerto Exterior P.I. Surroundings. New Port	Pavement of the Minerales Pier	M.MIN.PAV	600	35/ variable	Flexible with asphalt road surface
OUTSIDE	4	Puerto Exterior P.I. Surroundings. New Port	Pavement of Petrolero Pier	M.PTR.PAV	150	3.6	Rigid - concrete

Port	Zone	Description	Name of Road	Code	Length (m)	Width (m)	Surface type
OUTSIDE	4	Puerto Exterior P.I. Surroundings. New Port	Pavement of Remolcadores Pier	M.REM.PAV	100	15	Flexible with asphalt road surface
OUTSIDE	4	Puerto Exterior P.I. Surroundings. New Port	Pavement of South Pier	M.SUR.PAV	750	80/ variable	Flexible with asphalt road surface
OUTSIDE	4	Puerto Exterior P.I. Surroundings. New Port	Villafría industrial estate	-	-	-	Flexible with asphalt road surface
DOCK	5	Juan Carlos I Dock	Juan Carlos I Road (PK 0+00 al 14+310)	C.Z05.DIQ	14,310	10	Flexible with asphalt road surface
DOCK	5	Juan Carlos I Dock	Juan Carlos I dock Road (PK 14+310 al 24+210)	C.Z05.DIQ	9,900	5.7	Rigid - concrete
<b>TOTAL</b>					<b>65,203</b>		
DOCK	5	Juan Carlos I Dock	Juan Carlos I dock Road (PK 14+310 al 24+210)	C.Z05.DIQ	9,900	5.7	Rigid - concrete
<b>TOTAL</b>					<b>65,203</b>		

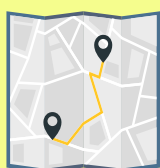
Railway access to the Port of Huelva is via a branch line of the Seville-Huelva line on the General Interest Railway Network, which is also linked to the Huelva-Zafra line.

This line services the industrial part of the inner port on its east and west sides, the Ingeniero Juan Gonzalo Quay in the outer port and the linked industrial area (Nuevo Puerto Industrial Estate, Refinery, etc.).

The Zafra-Huelva line is the start of the Zafra-Jerez de los Caballeros branch line for freight, by means of which the Gallardo group (steel and cement) is supplied with scrap metal and clinker.

The distances from Huelva to the railway centres mentioned are:

Huelva-Seville	109 Km
Huelva-Zafra	179 Km



### Map of inner communications and land access

[See General Map of the Port of Huelva.](#)

## Installations for specific traffic types

### Brief description

This section completes section “Special loading and unloading installations” of this report and is dedicated to special loading and unloading installations, as a result of which the data on the characteristics of the installations it contains will not be repeated.

From the interior of the Ría del Odiel and listing them in the order in which they are physically located, the Port of Huelva has the following facilities for specific traffic types:

### **FERTIBERIA, S.A. (Phosphoric acid/compounds) jetty**

This jetty, built in 1972 by Fosfórico Español, S.A. is currently used for acids.

### **Atlantic Copper, S.L.U. north jetty**

This one-berth jetty was built in 2010 by Atlantic Copper, S.A. It has a draught of 6.50 m and a 14” pipeline for loading sulphuric acid.

### **FERTIBERIA, S.A. (Fertilisers) jetty**

Built in 1966 and, like the two jetties above, on the left bank of the River Odiel, this jetty is equipped for loading ammonia and also has a conveyor belt for loading fertilisers.

### **Arenillas Tower Oil Tanker Quay**

Built by the Administration in 1968, it has two independent berth that are used for the traffic of petroleum and petrochemical products, and mainly for loading/unloading refined products from/to CEPESA’s “La Rábida” Refinery.



### **Impala, S.L. Quay**

This quay was built in 2015. It has a draught of 13 m and conveyor belts for loading/unloading metal concentrates with a capacity of 1,000 tonnes/hour.

### **Atlantic Copper, S.L.U. jetty TNP 2**

This jetty, which was built in 1975 by A.I.E.S.A, has pipeline installations for transferring sulphuric acid from the Atlantic Copper, S.L.U. factory.

### **Atlantic Copper, S.L.U. jetty TNP 1**

This one-berth jetty, which is located between the Levantino Aragonesas de Tránsitos, S.A. jetty and the Atlantic Copper, S.L.U.,TNP 2 jetty, came into service in 1984. It has a draught of 10 m and has a 14” pipeline for transferring sulphuric acid.

### **Levantino Aragonesas de Tránsito, S.A. (formerly Fertinagro Sur, S.L.) jetty**

This one-berth jetty is located between the Atlantic Copper, S.L.U. TNP 1 jetty and the Enagás jetty and came into service in 1981. It has a draught of 9.7 m and is equipped so that it can be expanded in the future. It has an 8” pipeline for transferring phosphoric and sulphuric acids.

### **Enagás, S.A. jetty**

This jetty, built by ENAGÁS between the Levantino Aragonesa de Tránsitos, S.A. (formerly Fertinagro Sur, S.L.U.) jetty and the Reina Sofía jetty for loading and unloading large vessels, came into service in 1988. It has a berth with a 12 m draught, equipped with loading arms and a pipe network that connects it to the rest of the installations in the natural gas terminal. Its unloading capacity for the quay is 4,000 m<sup>3</sup>/h of LNG.

### **Reina Sofía Quay**

This quay is for loading and unloading bulk liquid. It was built in 1976 by U.E.R.T.S.A., now CEPSA, and is made up of an access gangway and four docking platforms. The four outer berths are equipped with the corresponding loading arms for liquid traffic.

### **Decal España, S.A. north jetty**

This jetty was built in 1995 by Catalana de Almacenes Petrolíferos, S.A (now Decal España, S.A.) for unloading petrol and diesel products. This installation is also equipped with a loading/unloading arm for cyclohexane, one for oil and a hose for unloading methanol. It is located to the south of the Reina Sofia quay. It has a draught of 11.50 m (MLWS) and is made up of a gangway and platform, two berthing dolphins and four for mooring, Piled foundation concrete structure.

### **Decal España, S.A. south jetty**

This jetty was built in 2009 by Decal España, S.A. para for loading/unloading vegetable oils. This installation is also equipped with a loading/unloading arm for diesel, one for methyl ester, one for methanol and one for fuel. It is located to the south of the Reina Sofia jetty. It has a draught of 12.50 m (MLWS) and is made up of a gangway and platform and four berthing dolphins. Piled foundation concrete structure.

### **Decal España, S.A. jetty (lighters)**

This jetty was built in 2008 to meet the demand for mooring bunkering barges. This installation, which is about 100 m further inland from the coast, has a length of 82 m, a berthing and loading/unloading platform, two berthing dolphins, pedestrian gangways, mooring fenders, quick release hooks and pedestrian walkways with pipe support.

### **Roll-on/roll-off ramp on the South Quay**

This ramp, which is currently owned by the Port Authority of Huelva, was built in 2011 by Naviera Armas, S.A., for ROPAX and roll-on roll-off vessels. A new regular line from Huelva to the Canary Islands has been started up with this installation. The ramp is 27.51 m wide and 50.40 m long, with the capacity to service two vessels.

### **Single buoy Terminal**

With a 22-metre draught on the chart, making it usable for vessels with a maximum draught of 16.50 metres, and linked to CEPESA's "La Rábida by a sea-line, there is a monobouy for receiving crude oil, with a maximum output of 3,800 Tm/h.

# Works or activities authorised for private individuals

## Awarded at 31-12-2020

Reference	Owner	Purpose	DateAwarded	ExpiryDate	TotalM <sup>2</sup>	Occupancy Rate	ActivityRate	Total Rates
30	García Rodríguez. José y Pedro	Rubber goods factory	13/02/1956	16/12/2027	800.00	2,171.00	434.20	2,605.20
54	Nueva Rábida, S.L.	Operation of an access from its facilities to a rear roadway	06/02/2013	16/02/2023	300.00	843.96	168.79	1,012.75
102	Excmo, Ayuntamiento de Huelva	Operating the former Rio Tinto quay	29/09/1994	28/09/2024	2,395.80	196.75	0.00	196.75
308	Aislamientos térmicos y frigoríficos. S.A.	Manufacture & installation of thermal insulation	28/07/2015	21/07/2027	2,319.71	9,745.91	1,296.00	11,041.91
324	EDistribución Redes Digitales, S.L.U.	Hanging aerial lines for "Cristóbal Colón" power station	07/07/1961	16/12/2027	50,994.40	28,324.02	5,664.80	33,988.82
336	Endesa Generación, S.A. Sociedad Unip	Water & Sewage connections	20/03/1962	16/12/2027	5,369.41	9,200.82	1,840.16	11,040.98
339	EDistribución Redes Digitales, S.L.U.	Fish processing shed	28/03/1962	16/12/2027	24.48	189.84	37.96	227.80
341	Cruz Roja Española - Asamblea Provincial	For institution's own purposes	21/03/2019	20/11/2028	1,710.00	0.00	0.00	0.003
395	EDistribución Redes Digitales, S.L.U.	Electrical energy supply transformer station	01/07/1965	16/12/2027	54.48	422.50	84.50	507.00

Reference	Owner	Purpose	Date Awarded	Expiry Date	Total M <sup>2</sup>	Occupancy Rate	Activity Rate	Total Rates
407	Comercial Eléctrica Onubense S.A.	Mechanical & Electrical Boilermaking workshop	19/10/1965	16/12/2027	2,187.00	5,934.97	1,186.99	7,121.96
458	EDistribución Redes Digitales, S.L.U.	66 kv power line	14/02/1968	16/12/2027	5,935.00	2,700.97	540.19	3,241.16
471	Cia. Española de Petróleos.S.A. Cepsa	Floating terminal & underware pipeline	27/12/1972	16/12/2027	160,632.00	10,947.85	175,818.03	186,765.88
481	Endesa Generación. S.A. Sociedad Unip.	Underground water pipeline inlet & outlet	14/03/1967	16/12/2027	724.30	981.26	196.25	1,177.51
497	Cia. Española De Petróleos. S.A.Cepsa	Refinery Port of Huelva liquid fuel transportation pipeline	30/10/1968	16/12/2027	9,741.15	2,767.32	553.46	3,320.78
512	Frionuba. S.A.	Installation & repairs of naval refrigeration equipment	28/07/2015	22/04/2025	1,620.00	13,397.89	1,000.00	14,397.89
515	Artes y Redes Del Sur, S.L.	Fishing industry installations	20/04/2015	16/12/2027	810.00	1,859.96	500.00	2,359.96
525	Dragados Industrial. S.A.	Buildings for mechanical workshops	31/07/1968	16/12/2022	1,617.50	4,389.49	877.89	5,267.38
527	EDistribución Redes Digitales, S.L.U.	New port Rio-Gulf refinery 15 Kv Line Substation	30/10/1968	16/12/2027	5,215.00	10,559.77	2,111.95	12,671.72
530	Salinas y Explotaciones Marinas (Salexmar, S.L.)	Industrial products warehouse	28/04/1994	16/12/2022	2,221.38	4,903.47	1,204.81	6,108.28
531	Suministros Siderúrgicos Huelva. S.A.	Trade, distribution & transformation of steel products	21/11/2018	15/11/2033	2,209.10	24,533.82	1,200.00	25,733.82
539	Cia. Española de Petróleos. S.A.Cepsa	Oily waste collection warehouse & complementary installations	26/09/2019	18/01/2021	10,921.56	71,942.24	5,964.24	77,906.84
540	Cia. Española de Petróleos. S.A.Cepsa	Pipe network for the oil tanker quay	27/12/1972	18/01/2021	1,158.50	55,582.37	11,116.47	66,698.84

Reference	Owner	Purpose	DateAwarded	ExpiryDate	TotalM²	Occupancy Rate	ActivityRate	Total Rates
542	Cia. Española de Petróleos. S.A.Cepsa	Bulk liquid transport via the pipeline between the refinery & the oil tanker quay	21/02/2003	16/12/2022	13,859.28	59,138.92	11,827.78	70,966.70
570	Atlantic Copper, S.L.U.	Gangway & Jetty with pumping station for refrigeration water	04/03/2000	16/12/2022	2,093.51	19,928.53	3,985.70	23,914.23
573	Goipe Huelva, S.L.	Installations for industrial supplies	21/04/2016	02/06/2032	4,825.00	28,891.70	2,160.00	31,051.70
581	Montajes Metálicos Huelva, S.L.	Workshops for metal constructions & boilermaking	16/04/2015	12/05/2024	7,440.00	34,151.38	3,600.00	37,751.38
591	Sdad, Española Carburos Metálicos	Storage plant for liquid carbon dioxide	05/04/2011	13/07/2025	9,957.00	23,580.02	5,337.20	28,917.22
607	Punta Naval S,L,	Commercial leisure craft & repairs to marine machinery & engines	25/06/2020	27/07/2034	2,430.00	18,882.28	3,188.88	22,071.16
618	Dominion Industry & Infraestructures, S.L.	Boilermaking workshop	27/09/2002	30/07/2023	9,268.48	27,815.38	6,978.50	34,793.88
630	Atlantic Copper, S.L.U.	Warehouse & premises for offices & showroom	12/12/2012	16/07/2024	9,378.75	48,972.78	0.00	48,972.78
676	Electroquímica Onubense, S.L.	Washing plant & salt collection from crystallisation basins	30/06/2014	31/07/2023	77,890.80	14,589.05	4,400.00	18,989.05
736	Grupo Amasua. S.A.	Warehouse for nets, fishing tackle, offices showroom & sale of fish products	14/06/2002	26/06/2022	2,394.15	5,466.56	4,373.25	9,839.81
737	Grúas Lozano S.A.	Machinery depot & workshop	18/12/2014	24/02/2021	3,864.00	25,777.37	2,387.00	28,164.37
772	Cia. Española de Petróleos.S.A. Cepsa	Quay for bulk liquid traffic & service area	28/06/2005	27/05/2035	101,676.80	188,788.21	1,065,552.45	1,254,340.66

Reference	Owner	Purpose	Date Awarded	Expiry Date	Total M <sup>2</sup>	Occupancy Rate	Activity Rate	Total Rates
779	Venator P&A Spain, S.L.	Operation of a cooling water collection & discharge system	25/04/2006	08/01/2021	1,155.60	4,726.36	945.27	5,671.63
813	Cepsa Química. S.A.	Auxiliary storage units & installations for its plant	21/12/2004	30/03/2032	62,677.35	321,907.34	101,040.86	422,948.20
829	General Eléctrica Onubense. S.A.	Electrical Installations, panels manufacturing, repairs, machinery & renewables	27/06/2019	06/08/2031	4,792.00	31,815.62	3,000.00	34,815.62
879	Baltimar. S.A.	Fishing industry installations	12/05/2010	01/05/2025	1,587.50	8,342.03	3,202.32	11,544.35
880	Antonio Machuca. S.A.	Marine & Industrial supplies	22/02/2018	04/03/2028	1,750.00	16,694.43	1,020.00	17,714.43
883	Onubanaval, S.L.	Naval carpentry	20/06/1997	30/06/2027	2,760.00	6,337.65	4,031.78	10,369.43
905	Ibertrans 2000, S.L.	Safekeeping & maintenance of lorry fleet	11/12/2013	01/02/2029	6,200.00	27,862.90	3,240.00	31,102.90
926	Mantenimientos y Montajes S, Coop	Repair of vessels & boilermaking, maintenance & industrial mechanics	16/02/2017	10/03/2027	4,846.25	47,683.42	2,700.00	50,383.42
927	Onurepasaz, S.L.	Assembly, repair & maintenance of industrial installations	17/12/2015	24/01/2022	258.00	4,493.66	250.00	4,743.66
931	Nedgia Andalucía. S.A.	Installation of a natural gas pipeline	30/07/1987	16/12/2027	25,028.93	28,810.29	5,237.88	34,048.17
932	Gas-Auto S,C,A,	Service station supplying fuels & LPG, Auxiliary installations	20/04/2017	27/02/2037	5,557.02	31,839.49	2,600.00	34,439.49
937	Cepsa Comercial Petróleo. S.A.	Supply of fuel to vessels at the levante quay	18/07/2008	12/05/2020	448.78	5,887.46	1,116.49	7,003.95
938	Briconuba, S.L.	Naval & industrial supply warehouse	23/11/2007	31/01/2023	2,430.00	23,256.32	6,825.96	30,082.28

Reference	Owner	Purpose	DateAwarded	ExpiryDate	TotalM²	Occupancy Rate	ActivityRate	Total Rates
945	Enagás Transporte. S.A.U,	Installation of the Huelva - Seville gas pipe section in the Port of Huelva service area	22/12/1988	16/12/2027	348.00	414.18	82.83	497.01
964	Nedgia Andalucía. S.A.	NG supply to Ertisa S.A	15/12/2006	10/08/2021	112.92	191.71	172.54	364.25
968	Serv,Maritimos Aduaneros Huelva S,L	Storage & Distribution of Bulk Solids en Torre Arenillas	09/03/1989	13/03/2034	15,400.00	43,323.28	26,003.12	69,326.40
969	Consejería de Medio Ambiente de La Junta de Andalucía	Odiel Salt-Marshes Visitors Centre (Bacuta Island)	19/06/2009	26/04/2029	127,779.00	0.00	0.00	0.00
970	Pinturas Brico, S.L.	Exhibition & sale of paintings	16/05/2019	25/04/2029	810.00	7,733.61	4,800.00	12,533.61
976	Enagás Transporte. S.A.U,	Installation of cathodic protection station N° 1 on Huelva - Seville Gas pipeline	09/11/1989	16/12/2027	132.00	157.10	31.42	188.52
980	Expromar, S.L.	Installation for preparing, processing & distributing fish & shellfish	28/07/2015	13/07/2027	2,430.00	21,362.18	1,600.00	22,962.18
990	Amarres Marítimos del Sur, S.L.	Workshop & warehouse for service vessels & vehicles	23/06/2010	13/09/2025	1,100.00	4,402.06	1,280.92	5,682.98
992	Envases Huelva, S.L.	Manufacture & marketing of containers for the fishing sector	30/06/2017	30/07/2021	1,620.00	11,180.81	547.50	11,728.31
993	Alex Huelva, S.L.	Industrial cleaning service	05/04/2011	13/09/2025	2,839.00	24,329.39	1,451.71	25,781.10
997	EDistribución Redes Digitales, S.L.U.	Operation of a 15 KV medium voltage underground line	15/02/2012	18/04/2026	39.16	463.83	15.74	479.57
1004	Estudios y Aplicaciones Electrónicas S,A	Installations for naval electronics & Fire-fighting	12/12/2012	20/02/2021	1,620.00	19,509.54	1,077.56	20,587.10

Reference	Owner	Purpose	Date Awarded	Expiry Date	Total M <sup>2</sup>	Occupancy Rate	Activity Rate	Total Rates
1008	Restauración y Hostelería Joma, S.L.	Bar/café-restaurant on Avda. Francisco Montenegro	26/06/2013	10/06/2023	1,178.00	10,111.34	585.00	10,696.34
1009	Unidad d Carreteras de Huelva	Laboratory, machinery depot & other	11/02/1993	10/02/2023	11,081.00	12,230.09	0.00	12,230.09
1011	Sertego Servicios Medio-ambientales, S.L.U.	Used oil energy regeneration & recovery	20/04/2007	22/12/2022	14,610.25	99,596.58	29,878.11	129,474.69
1013	Cepsa Comercial Petróleo. S.A.	Service station & complementary area	13/05/1993	12/05/2023	39,218.97	103,133.52	30,400.22	133,533.74
1023	Decal España S.A.	Marine terminal for the receipt, storage, distribution of hydrocarbons & manufacture of biofuels	05/11/1993	10/11/2040	209,893.34	346,878.92	574,272.67	921,151.59
1030	EDistribución Redes Digitales, S.L.U.	66 kv line from foret cogeneration plant to power station	15/12/1994	16/12/2022	1,458.00	1,148.32	1,059.20	2,207.52
1033	EDistribución Redes Digitales, S.L.U.	15 Kv power line to Capesa	23/02/1995	10/11/2023	585.06	696.33	766.82	1,463.15
1034	Excmo, Ayuntamiento Palos de La Frontera	Operation of the La Rabida quay	15/12/1994	15/12/2024	824.76	0.00	0.00	0.00
1035	Antonio España e Hijos S.L,	Solid waste recovery, sorting & recycling plant	18/02/2000	23/08/2032	17,781.60	36,122.08	7,261.45	43,383.53
1039	Excmo, Ayuntamiento de Huelva	Pinar marshes sewage treatment plant	31/07/1995	02/08/2025	64,083.00	0.00	0.00	0.00
1041	Cia. Española de Petróleos. S.A. Cepsa	Complementary installations to the refinery	31/07/1995	16/12/2022	43,513.10	0.00	0.00	0.00
1045	Berge Maritima, S.L.	Receipt, storage & expedition of bulk solids	30/07/1996	01/10/2024	19,137.24	43,069.50	22,480.39	65,549.89
1046	Sertego Servicios medio-ambientales, S.L.U.	Oily waste collection service from ship's bilges	27/06/2019	31/07/2023	344.61	1,275.91	1,271.93	2,547.84



Reference	Owner	Purpose	DateAwarded	ExpiryDate	TotalM²	Occupancy Rate	ActivityRate	Total Rates
1048	Consignaciones y Graneles del Suroeste. S.A.	Storage of bulk solids & by-products	30/07/1996	06/08/2034	15,722.40	44,154.94	27,896.53	72,051.47
1054	Laboral Team Suministros Industriales. S,L	Storage & marketing of industrial spare parts	07/11/1996	13/11/2026	1,571.01	3,467.84	800.00	4,267.84
1061	Puig Mora. María del Rocío	Coffee-Bar	28/06/2018	05/07/2028	20.15	574.25	1,600.00	2,174.25
1062	Atrian Technical Services. S.A.	Assembly & maintenance services for industrial installations	14/12/2017	13/12/2032	1,527.75	12,627.19	800.00	13,427.19
1063	Refractarios del Sur. S.A.	Industrial assembly of antacid & refractory coatings	30/12/1997	30/12/2027	1,584.00	3,496.52	2,000.00	5,496.52
1065	GAM España Servicios de Maquinarias, S.L.U.	Machinery rental for construction industry & services	10/12/1997	10/12/2027	14,951.50	9,232.45	4,680.00	13,912.45
1071	Mantenimiento y Montajes Industriales. S.A.	Cleaning, de-contamination & treatment of industrial installations	16/05/2019	28/04/2031	1,701.00	14,951.56	1,000.00	15,951.56
1075	TDN Sevilla. S.A.	Logistics centre for the receipt, storage & distribution of goods	07/04/2000	28/04/2030	4,475.00	9,878.11	4,611.88	14,489.99
1076	Naútica Avante, S.L.	Marketing, sale & repair of marine engines	26/09/2019	08/10/2033	1,620.00	13,106.04	1,050.00	14,156.04
1086	Dapeit Real State, S.L.	Building & operating a mini industrial estate on Avda. F. Montenegro	27/04/2001	15/05/2031	25,350.00	55,957.59	19,370.98	75,328.57
1087	EDistribución Redes Digitales, S.L.U.	“San Pedro” Phase 2 medium voltage electricity line Av.Hispanoamerica-Pl.12 Octubre	29/06/2001	20/07/2021	1,416.58	3,139.12	572.84	3,711.96
1090	Ibemetex Spain, S.L.	Building & operating a tertiary equipment centre	21/12/2001	10/01/2032	243.50	798.92	263.64	1,062.56

Reference	Owner	Purpose	Date Awarded	Expiry Date	Total M <sup>2</sup>	Occupancy Rate	Activity Rate	Total Rates
1091	Nedgia Andalucía, S.A.	Transport of Natural Gas through the Port of Huelva Service Area	29/06/2001	11/07/2021	478.48	791.35	368.69	1,160.04
1093	Excmo, Ayuntamiento de Huelva	Building & Operating a Collection & Recycling Centre (Clean Point)	22/02/2002	05/03/2022	2,758.23	6,088.51	2,842.46	8,930.97
1095	Alex Huelva, S.L.	Storage & Sale of Furniture	29/06/2016	13/07/2026	500.04	10,720.66	4,000.00	14,720.66
1101	Cespa Gestión de Residuos, S.A.U	Main Offices & General Management of Selective Urban Waste Collection	26/04/2002	06/05/2022	9,500.00	20,970.30	13,054.19	34,024.49
1106	Naturgy Generación, S.L.U	Collecting / Discharging Sea Water from the Combined Cycle Power Plant Cooling System	27/09/2002	04/10/2022	7,144.64	11,291.12	6,774.67	18,065.79
1107	Enagás Transporte, S.A.U,	30" Pipe For Widening the Huelva-Seville Gas Pipeline	27/09/2002	16/12/2022	313.00	372.53	186.26	558.79
1109	Guerra-Librero, S.L.	Marketing & assembly of industrial equipment	26/09/2019	10/10/2032	497.72	14,846.34	4,625.00	19,471.34
1110	García-Munté Energía, S.L.	Storage, processing & marketing of solid fuels	22/02/2018	04/10/2021	32,948.50	92,043.95	57,242.08	149,286.03
1111	Dimahuelva, S.L.U	Fishing industry installations	22/11/2002	16/12/2027	810.00	1,859.96	1,419.86	3,279.82
1113	Alex Huelva, S.L.	Vehicle Cleaning Centre, Distribution & Sale of Articles Related to That Activity	20/12/2002	27/12/2022	2,610.00	6,647.67	7,015.48	13,663.15
1114	Buildingcenter, S.A. Sociedad Unipersonal	Storage, Marketing & Sale of Furniture	20/12/2002	28/12/2022	722.25	6,388.24	1,277.64	7,665.88

Reference	Owner	Purpose	DateAwarded	ExpiryDate	TotalM²	Occupancy Rate	ActivityRate	Total Rates
1122	Banco Santander. S.A.	Machine Maintenance, Storage, Showroom & Sale of Vehicles	25/04/2003	07/05/2023	6,136.00	15,628.39	12,502.71	28,131.10
1130	Cía, Logística de Hidrocarburos CLH	14" Pipe For Transporting Petroleum Products	25/07/2003	10/11/2023	1,849.45	2,201.21	13,923.24	16,124.45
1131	Aramburu Guzmán, S.L.	Industrial Supplies	21/11/2003	05/12/2023	1,710.00	4,640.51	2,892.61	7,533.12
1132	Cia, Logística de Hidrocarburos CLH	Pipeline for Transporting Petroleum Products	25/02/2005	10/11/2023	1,675.85	1,994.59	4,004.41	5,999.00
1133	Insyte Instalaciones. S.A.	Electrical Installations & Repairs	25/09/2014	05/10/2023	1,620.00	9,480.09	1,125.00	10,605.09
1137	Fertiberia. S.A.	Storage of Ammonia & Fertiliser Manufacturing Plants	25/06/2004	16/12/2022	204,308.23	354,758.19	70,951.63	425,709.82
1138	Fertiberia. S.A.	Plant Manufacturing Sulphuric Acid & its Derivatives	25/06/2004	16/12/2022	99,364.52	183,668.39	36,733.67	220,402.06
1139	Fertiberia. S.A.	Factory Manufacturing Phosphoric Acid, Ammonium Phosphates, Phosphate Fertilisers	25/06/2004	16/12/2022	175,546.47	302,156.14	64,204.81	366,360.95
1141	Alex Huelva, S.L.	Vehicle Washing Centre	21/12/2004	29/12/2024	1,384.21	4,334.30	5,701.66	10,035.96
1142	Enagás Transporte. S.A.U,	Loading & Unloading of Liquefied Natural Gas, Storage	19/11/2004	16/12/2022	232,575.42	533,316.80	347,364.14	880,680.94
1143	Drace Infraestructuras. S.A.	15 Kv Underground Power Line	28/06/2005	07/07/2040	818.40	81.36	16.27	97.63
1144	Bergé Marítima, S.L.	Storage of Bulk Solids	19/11/2004	04/12/2024	25,507.00	57,405.04	29,226.94	86,631.98
1149	Pinsur. S.A.	Treatment of Metal Surfaces	22/04/2005	09/05/2025	6,912.00	19,072.00	2,866.93	21,938.93

Reference	Owner	Purpose	Date Awarded	Expiry Date	Total M <sup>2</sup>	Occupancy Rate	Activity Rate	Total Rates
1151	Algeposa Huelva, S.L.U.	Storage, maintenance and processing, mechanical mixing in closed containers of non-polluting solid bulk	23/09/2005	29/09/2030	86,557.01	200,790.93	68,807.13	269,598.06
1162	Atlantic Copper, S.L.U.	Terminal for the Receipt, Storage & Distribution of Bulk Solids	25/02/2014	09/05/2033	56,230.54	379,295.37	139,025.54	518,320.91
1163	Excmo, Ayuntamiento de Moguer	For uses of social interest	18/11/2005	22/12/2020	2,244.00	6,964.47	0.00	6,964.47
1165	Excmo, Ayuntamiento Palos de la Ftra,	Centre for Coordinating Beach & Other Maritime Activities	25/04/2006	09/05/2026	23,952.00	0.00	0.00	0.00
1171	Vodafone Ono. S.A.U,	Telecommunications Line	25/04/2006	04/05/2036	148.40	180.38	36.07	216.45
1177	Dos Fuentes, S.L.U.	Execution & Maintenance of Civil & Industrial Works	22/09/2006	03/10/2026	4,106.50	7,326.48	1,935.29	9,261.77
1183	Gunvor España, S.L.U	Pipeline rack for transporting oils, hydrocarbons, alcohols	21/12/2007	10/01/2028	5,423.85	18,338.56	48,964.82	67,303.38
1185	Huelva Belts S,L,	Installation of a System for the Receipt & Transport of Cereal	21/12/2007	30/09/2030	1,120.46	17,649.63	3,529.92	21,179.55
1187	Atlantic Cooper, S.L.U.	Logistics Centre for Storing Bulk Solids & Other Products	17/12/2015	27/11/2025	15,497.78	116,424.02	13,445.82	129,869.84
1190	Bar Nuevo Puerto C,B,	Bar-Restaurant	17/11/2006	01/12/2026	1,519.59	3,419.94	2,735.94	6,155.88
1195	Lípidos Santiga Huelva, S.L.	Vegetable Oil Refining Plant	15/12/2006	10/11/2028	32,725.36	92,024.03	22,935.00	114,959.03
1197	Real Club Marítimo De Huelva	Building & Operating Nautical-Sports Facilities	22/06/2007	30/06/2037	62,411.72	59,165.15	6,893.05	66,058.20
1209	Alex Huelva, S.L.	Marpol Waste Collection & Transfer Centre	20/06/2008	01/07/2028	2,950.60	6,726.05	2,017.81	8,743.86

Reference	Owner	Purpose	DateAwarded	ExpiryDate	TotalM²	Occupancy Rate	ActivityRate	Total Rates
1210	Bergé Marítima, S.L.	Storage & Distribution of Bulk Solids	20/06/2008	27/06/2028	14,541.70	40,703.66	27,361.61	68,065.27
1212	Distribumar, S.L.	handling, Packaging & Sale of Fish & Seafood	18/07/2008	25/07/2026	750.00	6,858.31	1,371.66	8,229.97
1222	S.G.S, Española de Control S.A.	Lorry & wagon weighbridge operations at I.J. Gonzalo Wharf	27/06/2019	07/05/2029	1,003.91	10,303.06	8,100.00	18,403.06
1225	Atlantic Copper, S.L.U.	Copper Smelting & Refining Plant, Auxiliary Installation & Traffic Terminal	18/12/2009	22/10/2027	393,114.51	706,413.24	208,656.91	915,070.15
1231	Banco de Alimentos de Huelva	Receipt, Storage, Sorting & Distribution of Food	20/11/2009	31/12/2024	1,040.00	11,595.35	2,319.07	13,914.42
1238	Cia, Española de Petróleos. S.A. Cepsa	Laying a Fuel Oil Pipeline Through a Tunnel on Street A.	10/03/2010	10/01/2028	14.40	2,173.51	8,050.64	10,224.15
1239	Urbaser. S.A.	Auxiliary Installation for Providing Gardening Services	18/12/2014	09/01/2021	377.24	7,457.55	3,600.00	11,057.55
1244	Consejería de Medio Ambiente de La Junta de Andalucía	Water Supply Pipe for Watering the Botanical Garden	05/04/2011	28/11/2045	1,275.00	0.00	0.00	0.00
1245	Fertinagro Sur, S.L.	Production of Secondary Nutrients & Trace Elements for Nutrition	29/12/2010	12/01/2036	104,391.07	263,317.52	44,279.00	307,596.52
1246	EDistribución Redes Digitales, S.L.U.	Operating a 15 Kv Power Line	05/04/2011	24/07/2030	1,678.73	3,466.71	9,393.48	12,860.19
1252	Telefónica Móviles España. S.A.	Installing & Operating Mobile Telephone Masts	27/06/2012	25/07/2022	686.82	1,023.69	11,699.25	12,722.94
1255	Pescados y Mariscos Sánchez de la Campa, S.L.	Marketing of Fish & Seafood	05/04/2011	03/05/2031	1,095.00	9,351.48	730.34	10,081.82
1273	Lahuerta Subías. José Miguel	Sports Centre	15/02/2012	02/03/2027	2,596.80	20,250.29	1,924.22	22,174.51
1274	Grupo Hostelero Bonilla, S.L.U.	Operating a Bar/ Café - Restaurant	31/05/2012	26/06/2027	1,233.23	52,300.00	3,600.00	55,900.00

Reference	Owner	Purpose	Date Awarded	Expiry Date	Total M <sup>2</sup>	Occupancy Rate	Activity Rate	Total Rates
1275	Levantino Aragonesa de Tránsitos. S.A.	Plant for Preparing Raw Materials & Terminal for Storing & Dispatching Bulk Liquids	27/06/2012	26/07/2027	11,653.61	37,615.17	7,523.03	45,138.20
1280	Levantino Aragonesa de Tránsitos. S.A.	Jetty for Loading & Unloading Bulk Liquids	28/07/2015	06/08/2024	9,938.52	34,795.52	38,485.15	73,280.67
1281	Mariscos Mendez, S.L.	handling, Packaging & Sale of Fish & Seafood	16/05/2019	26/10/2030	2,150.00	11,407.31	1,380.00	12,787.31
1284	Seabery Soluciones, S.L.	Computer & Electronic Component Assembly & Production Plant	27/06/2012	27/07/2022	1,000.00	19,647.70	718.37	20,366.07
1287	Hielos Costa de la Luz, S.L.	Ice Factory	28/07/2015	22/07/2021	750.00	7,583.55	750.00	8,333.55
1289	Sdad, Estiba y Desestiba Puerto Huelva	Own Premises for that Company'S Services	06/02/2013	21/02/2033	416.58	22,826.81	900.00	23,726.81
1290	Electroquímica Onubense, S.L.	Effluent Neutralisation Plant	19/09/2012	01/02/2023	20,483.18	56,649.24	37,704.00	94,353.24
1295	Imesapi. S.A.	Maintenance Services	12/12/2012	03/01/2022	1,000.00	11,944.96	661.93	12,606.89
1297	Atlantic Copper, S.L.U.	Warehouse & Premises for Offices	26/06/2013	03/02/2024	4,825.00	36,908.44	2,439.83	39,348.27
1299	Idamar S.A.	Storage & Sale of Naval Effects & Fishing & Industrial Supplies	26/06/2013	10/06/2022	4,050.00	30,328.18	2,640.00	32,968.18
1302	Alquiboxes. C.B,	Car Diy Centre	09/04/2013	23/04/2022	433.26	4,619.45	105.83	4,725.28
1303	Masterclima de Huelva, S.L.U.	Marketing, Assembly & Maintenance of Industrial Cooling Installations	26/06/2013	09/07/2022	1,000.00	5,693.35	560.00	6,253.35
1306	Atlantic Copper, S.L.U.	Jetty For Berthing Vessels & Loading & Unloading Bulk Liquids	26/06/2013	09/07/2033	15,055.14	34,440.54	48,828.25	83,268.79

Reference	Owner	Purpose	DateAwarded	ExpiryDate	TotalM²	Occupancy Rate	ActivityRate	TotalRates
1309	Impala Terminals Huelva, S.L.U.	Terminal for Loading/Unloading, Storage, Preparation & Dispatch Of Ores/Scrap Metal	26/09/2013	18/10/2048	232,760.10	848,740.54	166,255.53	1,014,996.07
1311	Centro de Elaboración Propia, S.L.	Operating a Bar/ Café - Restaurant	26/09/2013	18/10/2033	900.00	3,566.16	5,000.00	8,566.16
1313	Frigoríficos El Retorno, S.L.	Refrigeration Installations	26/09/2013	16/10/2025	13,252.50	62,515.69	6,000.00	68,515.69
1317	Excmo, Ayuntamiento de Huelva	Low Voltage Power Line To Supply The Trade Fair Venue	11/12/2013	03/01/2049	40.36	40.85	8.17	49.02
1324	S.G.S, Española de Control S.A.	Chemical Laboratory & Offices	24/04/2014	14/05/2024	817.17	13,358.00	600.00	13,958.80
1325	Yilport Huelva, S.L.	Container Terminal on the South Quay of the Outer Port	24/04/2014	19/11/2035	54,871.38	265,921.52	109,446.75	375,368.27
1331	Eurogrúas Occidental, S.L.U.	Machinery depot & workshop	30/06/2014	21/07/2024	3,325.00	15,128.60	1,600.00	16,728.60
1332	Club Deportivo Piraguismo Tartesos Huelva	Nautical Activities-Sports Centre	30/06/2017	25/10/2027	942.00	8,209.19	480.00	8,689.19
1333	2007 Alto La Era Construcciones, S.L.	Maintenance Services for Infrastructures & Civil Works	30/06/2017	09/07/2021	500.00	1,356.87	300.00	1,656.87
1336	Magtel Comunicación Avanzadas, S.L.	Laying Optic Fibre Cable & Providing Telecommunications Service	18/12/2014	08/01/2040	1,497.98	7,313.98	5,000.00	12,313.98
1339	Telefónica de España. S.A.U,	Telecommunications lines	18/12/2014	15/01/2035	9,086.74	12,425.30	2,468.08	14,893.38
1340	Fertinagro Sur, S.L.	Storage Centre for Raw Materials & Finished Products	21/09/2017	28/01/2028	17,068.39	170,495.75	7,535.35	178,031.10
1344	ESIN Onubense S,L,L	Auxiliary Industrial Services	19/02/2015	10/03/2035	3,171.00	19,748.74	1,500.00	21,248.74
1345	Afrika Hostelería C,B	Bar-Restaurant	18/12/2014	12/01/2031	2,002.00	11,919.04	648.94	12,567.98

Reference	Owner	Purpose	Date Awarded	Expiry Date	Total M <sup>2</sup>	Occupancy Rate	Activity Rate	Total Rates
1347	Atlantic Copper, S.L.U.	220/50 Kv Electrical Substation & Laying a Power Line	16/04/2015	28/04/2050	5,067.98	7,349.40	1,469.88	8,819.28
1348	Atlantic Copper, S.L.U.	Logistics Centre for Storing Bulk Solids	17/12/2015	27/11/2025	11,498.31	52,111.76	10,422.36	62,534.12
1349	Food & Drinks Pasion, S.L.	Centre for Conventions, Celebrations & Catering	24/09/2015	23/03/2021	4,306.56	16,989.20	3,600.00	20,589.20
1350	Mariscos Huelva Mar, S.L.	Refrigeration Equipment, Preparation, Marketing & Sale of Derived Products	24/02/2016	07/03/2026	333.00	3,952.53	900.00	4,852.53
1355	Fepeja de papelería, S.L.	Storage & Sale of Office Material	16/04/2015	05/05/2030	1,620.00	14,248.05	1,200.00	15,448.05
1359	Mariscos Hernandez, S.L.	Refrigeration Equipment, Preparation, Marketing & Sale of Fish Products	28/07/2015	06/08/2025	500.00	6,766.29	320.00	7,086.29
1362	Salvicon Montaje Industrial, S.L.	Industrial Assembly & Maintenance	24/09/2015	06/10/2025	4,622.30	22,161.30	1,000.00	23,161.30
1365	Mariscos MB, S.L.U	Refrigeration Equipment, Preparation, Marketing & Sale of Fish Products	17/12/2015	12/01/2036	4,050.00	28,285.72	1,600.00	29,885.72
1369	Grusol Logística, S.L.	Maintenance & Parking Of Own Fleet of Vehicles	21/04/2016	09/05/2031	4,706.00	27,505.20	2,800.00	30,305.20
1372	Romero Paquete. Leopoldo	Café-bar	21/04/2016	30/06/2022	146.50	4,859.73	6,000.00	10,859.73
1375	Onuba Fun, S.L.	Family Games & Leisure	21/04/2016	30/06/2022	146.50	4,435.91	2,525.00	6,960.91
1381	Saybolt España. S.A.	Sample Testing Laboratory & Offices	04/10/2016	18/10/2031	390.00	3,923.15	1,200.00	5,123.15
1384	Lobato Seguridad, S.L.	Nautical & Fishing Training Academy	04/10/2016	19/10/2026	500.00	7,287.35	480.00	7,767.35
1386	Rectificados Lemar, S.L.	Industrial Maintenance Workshop	29/06/2016	19/07/2036	5,125.00	45,932.14	2,310.00	48,242.14



Reference	Owner	Purpose	Date Awarded	Expiry Date	Total M <sup>2</sup>	Occupancy Rate	Activity Rate	Total Rates
1388	Cruz Roja Española - Asamblea Provincial	Storage of goods for the institution's emergency activities	21/03/2019	09/06/2025	1,309.00	0.00	0.00	0.00
1390	Aridos Anfersa, S.L.	Freight handling Machinery Rental	04/10/2016	25/10/2031	390.00	1,097.14	1,500.00	2,597.14
1391	Enagás Transporte. S.A.U.	Pipelines for Transporting Gas	14/12/2017	10/06/2036	10,422.16	67,527.57	1,875.13	69,402.70
1392	Bueno Sánchez. Jose Manuel	Restaurant-Bar	26/09/2019	16/09/2019	156.25	2,427.46	240.00	2,667.46
1397	Grupo Electro Stocks, S.L.U	Industrial Supplies	16/02/2017	07/03/2027	1,502.60	44,032.13	900.00	44,932.13
1401	Aridos Anfersa, S.L.	Machinery workshop for freight handling	21/09/2017	29/09/2020	6,000.00	16,879.20	4,000.00	20,879.20
1405	Aridos Anfersa, S.L.	Mechanical Workshop for Freight handling Machinery	21/09/2017	09/10/2027	1,319.00	10,602.45	800.00	11,402.45
1407	Berge Marítima, S.L.	Offices & Repair Workshop for Machinery Used in Stevedoring	20/09/2018	05/10/2028	1,744.81	39,435.31	981.69	40,417.00
1408	GM Fuel Tank, S.L.	Receipt/Dispatch of Hydrocarbons	21/09/2017	09/10/2027	1,100.00	3,094.52	1,470.00	4,564.52
1409	Berge Marítima, S.L.	Logistics Terminal for Loading, Unloading, Storing & Distributing Bulk Solids	14/12/2017	07/05/2048	39,600.00	172,029.42	30,020.93	202,050.35
1415	Huelva Área Logística Integral S.L.	Operation of an All-Inclusive Transport Service Unit	10/05/2018	28/05/2053	36,120.00	79,731.28	0.00	79,731.28
1417	S.G.S, Española de Control S.A.	Laboratory for Preparing Mineral Samples	14/12/2017	22/01/2028	700.00	10,280.19	2,100.00	12,380.19
1425	Ricardo Fuentes e Hijos Cádiz. S.A.	Refrigeration Units, Preparation, Marketing & Sale of Fish Derivatives	10/05/2018	20/05/2049	975.80	2,240.68	2,500.00	4,740.68
1431	Costa Pesca Ricomar, S.L.	Preparation & Marketing of Fish & Seafood	10/05/2018	23/05/2043	1,500.00	15,814.77	800.00	16,614.77

Reference	Owner	Purpose	DateAwarded	ExpiryDate	TotalM²	Occupancy Rate	ActivityRate	Total Rates
1433	Air Liquide Ibérica de Gases, S.L.U.	Manufacture of Industrial Gases	28/06/2018	23/12/2022	18,116.03	101,597.00	20,320.00	121,917.00
1434	Gomas y Transportes. S.A.	Machine Maintenance, Storage, Marketing & Distribution of Salt & Derivatives	20/09/2018	07/05/2023	2,626.75	8,960.00	10,093.98	19,053.98
1448	Cinrocar, S.L.	Bar - Restaurant Cafetería on the North Roundabout	20/09/2018	03/10/2033	1,563.20	3,158.64	2,306.56	5,465.20
1449	Masia Caballero. Vicente Ignacio	Sports Center	21/11/2018	03/12/2028	500.00	6,477.60	301.11	6,778.71
1462	Pescados y mariscos Hnos Felipe S,L,	Fresh fish wholesaler (first & secondary sales)	21/12/2018	06/09/2050	2,280.92	24,389.25	0.00	24,389.25
1463	Pablo Barriga. María del Rocio	Café - Bar - Restaurant	26/12/2018	01/01/2034	57.36	198.62	0.00	198.62
1471	Rutas y Entregas, S.L.	Road transportation activities	27/06/2019	10/07/2029	1,620.00	10,326.37	1,250.00	11,576.37
1472	Pescados Hermanos Díaz, S.L.	handling, sale & distribution of fresh & frozen fish	20/02/2020	09/03/2045	1,431.50	3,287.08	0.00	3,287.08
1476	Grupo Electrocon, S.L.	Climate control company	26/09/2019	10/10/2029	93.75	1,348.62	0.00	1,348.62
1482	Fundación Laboral de la Construcción	Training Academy	14/11/2019	11/12/2044	5,875.40	22,991.95	0.00	22,991.95
1484	Atlantic Copper, S.L.U.	Auxiliary installations to industrial plant	26/09/2019	16/12/2022	19,785.00	36,831.76	7,366.36	44,198.12
1488	Axent Infraestructuras de Telecomunicación. S.A.	Laying Optic Fibre Cable & Providing Telecommunications Services	14/11/2019	27/11/2044	1,089.97	4,721.78	4,000.00	8,721.78
1489	Inforel Sistema de Aridos. S.A.	Instalation & operation of a concrete plant	21/12/2020	26/01/2036	2,351.00	0.00	0.00	0.00
1493	COPEINSUR, S.L.	Auxiliary services of Civil works & building	20/02/2020	11/03/2035	503.70	4,376.51	0.00	4,376.51
1495	CIA Española de Petroleos. S.A. CEPESA	Maritime Terminal for Loading & Unloading Petroleum Products	21/12/2020	18/01/2061	39,588.54	0.00	0.00	0.00

Reference	Owner	Purpose	Date Awarded	Expiry Date	Total M <sup>2</sup>	Occupancy Rate	Activity Rate	Total Rates
1499	Garzón del Olmo, Jose Rafael	Logistic & storage activities	20/02/2020	31/05/2035	1,620.00	11,250.12	450.00	11,700.12
1500	Frigoríficos Portuarios del Sur, S.L.	Manufacture & installation of Refrigerated Installations	17/09/2020	06/10/2055	32,570.40	21,529.85	0.00	21,529.85
1501	Aridos Anfersa, S.L.	Building & operating of a industrial unit for bulk storage	17/09/2020	29/09/2045	9,451.15	6,755.96	0.00	6,755.96
1513	Mariscos Rubio, S.L.	Fish & seafood exporters	12/11/2020	11/12/2045	103.84	0.00	0.00	0.00
1514	Mariscos Pesca, S.L.	Fish & seafood exporters	12/11/2020	18/12/2045	103.45	0.00	0.00	0.00
1515	Mariscos Jesumar, S.L.	Fish & seafood exporters	12/11/2020	11/12/2045	103.81	0.00	0.00	0.00
1516	Fernández Domínguez, Manuel	Fish & seafood exporters	12/11/2020	14/12/2045	103.86	0.00	0.00	0.00
1517	Pescados y Mariscos Toni, C.B,	Fish & seafood exporters	12/11/2020	11/12/2045	207.50	0.00	0.00	0.00
1518	Vázquez Fernández, Rafael	Fish & seafood exporters	12/11/2020	19/12/2045	103.86	0.00	0.00	0.00
1519	Barroso y Cañón, S.L.	Fish & seafood exporters	12/11/2020	11/12/2045	103.86	0.00	0.00	0.00
1520	Mariscos Costa de la Luz, S.L.	Fish & seafood exporters	12/11/2020	14/12/2045	103.96	0.00	0.00	0.00
1521	Pescados y Mariscos Sánchez de la Campa, S.L.	Fish & seafood exporters	12/11/2020	11/12/2045	203.78	0.00	0.00	0.00
1522	Mariscos PuertoHuelva, S.L.	Fish & seafood exporters	12/11/2020	11/12/2045	207.48	0.00	0.00	0.00
1524	Tartessos Mar, S.L.	Fish & seafood exporters	12/11/2020	11/12/2045	103.84	0.00	0.00	0.00
1527	Reparaciones y Maquinaria Caravaca, S.L.	Storage & maintenance of machinery	17/09/2020	15/10/2040	750.00	443.89	0.00	443.89

Reference	Owner	Purpose	DateAwarded	ExpiryDate	TotalM²	Occupancy Rate	ActivityRate	Total Rates
1529	Lagunapeixe, S.L.	Fish & seafood exporters	12/11/2020	18/12/2045	103.83	0.00	0.00	0.00
1530	Mariscos S&Iimar, S.L.	Fish & seafood exporters	12/11/2020	11/12/2045	112.28	0.00	0.00	0.00
1531	Distribumar, S.L.	Fish & seafood exporters	12/11/2020	11/12/2045	103.83	0.00	0.00	0.00
1540	Olano Sur, S.L.	Fish products transportation	12/11/2020	11/12/2045	207.64	0.00	0.00	0.00
0132-1	Rebobinados Sur, S.L.	Repair & Maintenance of Industrial Motors/ Engines	21/09/2017	25/09/2031	1,050.00	10,040.04	468.00	10,508.04
0448-2	Endesa Generación. S.A. Sociedad Unipersonal	Water Pipeline from the C.H.G. to the Power Station	30/12/1966	16/12/2027	191.14	68.68	13.73	82.41
0489-1	Prebetong Hormigones. S.A.	Manufacture of Concretes & Mortars	28/07/2015	21/07/2030	6,368.86	17,941.06	6,000.00	23,941.06
0540-1	Cia, Española de Petróleos. S.A.Cepsa	Entrance Hut to the Oil Tanker Quay	30/12/1993	18/01/2021	81.90	230.40	767.16	997.56
0540-2	Cia, Española de Petróleos. S.A.Cepsa	Diesel Connection for Supply to Fishing Vessels at the Oil Tanker Quay	18/04/1991	18/01/2027	0.00	0.00	2,326.74	2,326.74
0540-3	Cia, Española de Petróleos. S.A.Cepsa	Installation of an Arm for Loading/ Unloading Benzene on the Oil Tanker Quay	30/07/1998	18/01/2021	0.00	0.00	0.00	0.00
A00937	CEPSA Comercial Petroleo. S.A.	Supply of fuel to vessels at the levante quay	01/06/2020	12/05/2023	262.98	5,447.36	889.20	6,336.56
A00973	Berge Marítima, S.L.	Receipt, storage & shipping of bulk solids	19/07/2019	16/06/2022	0.00	58,091.55	5,943.34	64,034.89
A01069	Cinrocar, S.L.	Operation of a Bar - Restaurant in the Market on the Levante Quay	17/07/2018	31/03/2020	0.00	1,980.57	497.27	2,477.84

Reference	Owner	Purpose	Date Awarded	Expiry Date	Total M <sup>2</sup>	Occupancy Rate	Activity Rate	Total Rates
Ao1184	Dependencia Provincial de Aduana II,EE, de Huelva	Building for Customs Offices on the Levante Quay	14/01/1990	14/01/2090	72.00	696.03	0.00	696.03
Ao1201	Dirección General de La Marina Mercante	Administrative duties	26/07/2007	26/07/2090	52.70	0.00	0.00	0.00
Ao1237	Asoc, Personas Expertas Volunt, Unipo Mazagon	Workshop for Radio-Related Activities	09/03/2018	02/04/2021	50.00	2,180.05	41.65	2,221.70
Ao1262	Empresa Transformación Agraria S.A.	Temporary Storage Modules for Artificial Reef Construction	17/07/2019	17/10/2022	2,000.00	5,626.40	1,125.28	6,751.68
Ao1321	Drace Infraestructuras. S.A.	Base of its Fleet Moored at the Saltés Quay	25/06/2020	06/09/2020	15,084.50	48,454.01	580.34	49,034.35
Ao1366	Ayuntamiento de Cartaya	Activities of Social & Cultural Interest	06/08/2019	22/08/2022	713.00	20,723.41	594.00	21,317.41
Ao1367	JJ MM Iberia, S.L.	Customs Warehouse & Ship Ch&er	28/03/2018	05/08/2021	480.00	9,638.27	1,200.00	10,838.27
Ao1420	Naviera Armas. S.A.	Storage of Equipment for Ship Loading & Unloading Manoeuvres	24/01/2018	05/02/2021	15.00	58.79	11.75	70.54
Ao1422	AS Promoción Comercial Puerto Huelva (Huelvport)	Offices in the North Building on the Las Canoas Roundabout	21/02/2018	27/02/2021	16.70	1,379.42	9.45	1,388.87
Ao1429	Moncobra. S.A.	Industrial Maintenance, Mechanical Manufacturing & Boilermaking	23/04/2018	27/04/2021	2,109.00	14,017.19	1,200.00	15,217.19
Ao1438	Aldesa Construcciones. S.A.	Offices for Administrative Duties	07/06/2018	13/06/2021	320.00	4,820.62	180.04	5,000.66
Ao1439	García-Munte Energía, S.L.	Storage of Solid Fuels in General, Coal & Biomass	12/06/2018	13/06/2020	15,000.00	42,198.00	8,439.60	50,637.60
Ao1440	Bernardino Abad, S.L.	Brokerage in External Freight Traffic Operations	09/07/2018	19/07/2021	14.40	47.75	1,200.00	1,247.75

Reference	Owner	Purpose	Date Awarded	Expiry Date	Total M <sup>2</sup>	Occupancy Rate	Activity Rate	Total Rates
A01441	Traslado de Vehículos Luna S.L.	Brokerage in External Freight Traffic Operations	28/11/2019	05/10/2022	13.94	726.73	240.00	966.73
A01446	Intertek Ibérica Spain, S.L.U.	Ship Loading & Unloading Inspection Services	01/08/2018	20/08/2021	62.19	2,005.90	200.00	2,205.90
A01450	Berge Marítima, S.L.	Temporary Storage of Wood Chips	18/10/2018	04/09/2021	19,360.00	54,463.55	10,892.71	65,356.26
A01451	Amarres Marítimos del Sur, S.L.	Auxiliary Premises of the Maritime Mooring Service	10/10/2018	18/10/2021	71.15	1,934.19	100.00	2,034.19
A01456	Forde Reederei Seetouris Tik Canarias, S.L.U.	Maritime Terminal for loading & unloading of passengers, vehicles & others	18/03/2019	22/10/2021	259.32	4,935.16	14,096.61	19,031.77
A01458	Balearia Eurolíneas Marítimas, S.A.	Private Maritime Terminal for Loading & Unloading of Passengers & Vehicles	19/11/2018	10/12/2021	7,150.00	45,545.68	46,197.39	91,743.07
A01459	Consignaciones y Graneles del Suroeste, S.A.	Bulk Solids Warehouse	04/12/2018	30/11/2021	9,035.13	25,417.62	5,083.52	30,501.14
A01470	Dominion Industry & Infraestructuras, S.L.	Ancillary activities to the current concession Boilermaking workshop	03/05/2019	07/05/2022	1,536.00	7,408.90	678.11	8,087.01
A01477	Reciclados Nuestra Sra, de Aranzazu, S.L.	Storage & metal waste management	05/07/2019	11/07/2022	4,723.87	19,558.50	2,250.00	21,808.50
A01478	TEMSA Global Solutions, S.L.	Comprehensive construction & maintenance services for infrastructures & facilities	09/07/2019	11/07/2022	1,620.00	16,750.17	1,200.00	17,950.17
A01487	Alex Huelva, S.L.	Tool storage facility	04/11/2019	12/11/2022	10.00	45.72	45.72	91.44
A01494	PH Technology, S.L.	Manufacturing and assembling large FRP equipment	05/02/2020	31/12/2020	500.00	1,406.60	281.32	1,687.92

Reference	Owner	Purpose	DateAwarded	ExpiryDate	TotalM²	Occupancy Rate	ActivityRate	Total Rates
A01496	GRUSOL Logística, S.L.	Maintenance & Parking Of Own Fleet of Vehicles	06/02/2020	17/09/2023	6,910.00	19,439.21	3,887.84	23,327.05
A01497	DECAL España. S.A.	Temporary stocking area and provisional groyne installed	21/01/2020	31/12/2020	2,325.00	5,939.74	1,187.94	7,127.68
A01503	Ricardo Fuentes e Hijos Cadiz. S.A.	Storage of activity-related items	20/04/2020	22/04/2023	200.00	5,638.42	108.55	5,746.97
A01504	Amarres Marítimos del Sur, S.L.	Maritime Container to store tools and supplies	01/04/2020	06/04/2023	28.80	389.97	389.97	779.94
A01505	Atlantic Copper, S.L.U.	Grinding plant dismantling works	01/04/2020	07/01/2021	4,347.20	19,875.83	3,975.16	23,850.99
A01508	Nuevo Astillero de Huelva S.A.	Building, Repair, Maintenance & Fitting-Out of Vessels	01/06/2020	31/03/2021	114,340.00	125,140.21	0.00	125,140.21
A01509	Consejería de Agricultura y Pesca Junta de Andalucía	Fishery Inspection tasks	01/06/2020	01/06/2023	0.00	0.00	0.00	0.00
A01538	Industrial Almunastyr, S.L.	Sale of Industrial material	24/09/2020	01/10/2023	2,949.30	1,618.68	372.95	1,991.63
A01541	Daga 21, S.L.	Office & unit for industrial supplies storage	26/10/2020	05/11/2023	401.00	1,587.30	229.51	1,816.81
A01542	Enagas Transporte. S.A.U	Parking for Vehicles	09/11/2020	25/11/2022	1,560.00	431.66	86.33	517.99
A01543	Alquibalat, S.L.	Storage & Rental of Prefabricated modules	19/11/2020	27/11/2023	4,842.18	2,543.18	0.00	2,543.18
A01565	Enagas Transporte. S.A.U,	Material stocking area and ancillary services	31/12/2020	30/12/2021	19,176.00	25.44	5.09	30.53
MM0001	Pescados y Mariscos Hnos, Felipe S.L,	Fresh fish wholesaler (secondary sales)	12/06/2020	31/07/2020	33.30	579.73	2,000.00	2,579.73

Reference	Owner	Purpose	DateAwarded	ExpiryDate	TotalM²	Occupancy Rate	ActivityRate	Total Rates
MM0002	Pesc, y Mcos, Hnos, Felipe e Hijos, S.L.	Fresh fish wholesaler (secondary sales)	12/06/2020	31/07/2020	33.30	579.73	2,000.00	2,579.73
MM003	Comercializadora Onubense de Pescados, S.L.	Fresh fish wholesaler (secondary sales)	12/06/2020	31/07/2020	33.30	579.73	2,000.00	2,579.73
MM0006	Pescados Hermanos Rueda, S.L.	Fresh fish wholesaler (secondary sales)	12/06/2020	31/07/2020	33.30	579.73	2,000.00	2,579.73
MM0008	Muñoz Pareja y Ramirez S.L,	Fresh fish wholesaler (secondary sales)	12/06/2020	31/07/2020	33.30	579.73	2,000.00	2,579.73
MM0009	Pescados Hnos Diaz, S.L.	Fresh fish wholesaler (secondary sales)	12/06/2020	31/07/2020	33.30	579.73	2,000.00	2,579.73
MV0013	Pescados Hnos, Díaz, S.L.	Fish & seafood sellers	23/06/2020	31/07/2020	24.00	268.88	1,002.99	1,271.87
MV0014	As, Expor, Pescados y Mariscos	Fish & seafood sellers	23/06/2020	31/07/2020	24.00	268.88	1,002.99	1,271.87
MV0015	Gesico Sistemas, S.L.	Fish & seafood sellers	23/06/2020	31/07/2020	24.00	268.88	1,002.99	1,271.87



## Awarded in 2020

Reference	Owner	Purpose	Date Awarded	Expiry Date	Total M2	Occupancy Rate	Activity Rate	Total Rates
A01497	Decal España, S.A	Temporary stocking area and provisional groyne installed	21/01/2020	31/12/2020	2,325.00	5,939.74	1,187.94	7,127.68
A01494	PH Technology, S.L.	Manufacturing and assembling large FRP equipment	05/02/2020	31/12/2019	0.00	1,406.60	281.32	1,687.92
A01496	Grusol Logística, S.L.	Parking for cargo transport vehicle fleet	06/02/2020	17/09/2023	6,910.00	19,439.21	3,887.84	23,327.05
001493	Copeinsur, S.L.	Building & Civil works auxiliary services	20/02/2020	11/03/2035	503.70	4,376.51	0.00	4,376.51
001472	Pescados Hnos Díaz, S.L.	Handling, sale & distribution of fresh & frozen fish	20/02/2020	09/03/2045	1,431.50	3,287.08	0.00	3,287.08
001499	Garzón del Olmo. Jose Rafael	Logistic & storage activities	20/02/2020	31/05/2035	1,620.00	11,2550.12	450.00	11,700.12
A01504	Amarres marítimos del sur, S.L.	Maritime Container to store tools and supplies	01/04/2020	06/04/2023	28.80	389.97	389.97	779.94
A01505	Atlantic Copper, S.L.U.	Grinding plant dismantling works	01/04/2020	07/01/2021	4,347.20	19,875.83	3,975.16	23,850.99
A01503	Ricardo Fuentes e Hijos. Cadiz, S,A	Storage of activity-related items	20/04/2020	22/04/2023	200.00	5,638.42	108.55	5,746.97
A01509	Consejería de Agricultura y Pesca de la Junta de Andalucía	Fishery Inspection tasks	01/06/2020	01/06/2023	0.00	0.00	0.00	0.00
A00937	Cepsa Comercial Petroleo. S.A.	Supply of fuel to vessels at the levante quay	01/06/2020	12/05/2023	262.98	5,447.36	889.20	6,336.56
A01508	Nuevo Astillero de Huelva. S.A.	Building, Repair, Maintenance & Fitting-Out of Vessels	01/06/2020	31/03/2021	114,340.00	125,140.21	0.00	125,140.21

Reference	Owner	Purpose	Date Awarded	Expiry Date	Total M2	Occupancy Rate	Activity Rate	Total Rates
MM0008	Muñoz Pareja y Ramirez S,L,	Fresh fish wholesaler (secondary sales)	12/06/2020	31/07/2020	0.00	510.98	2,000.00	2,510.98
MM0001	Pescados y Mariscos HNOS Felipe S,L,	Fresh fish wholesaler (secondary sales)	12/06/2020	31/07/2020	33.30	582.86	2,000.00	2,582.86
MM0005	Traola, S.L.	Fresh fish wholesaler (secondary sales)	12/06/2020	31/07/2023	0.00	512.69	2,000.00	2,512.69
A0118	Materias primas secundarias. S.A.	Extraction of Pyrite Ashes Stored at Marismas del Pinar (Pinar Marshes)	12/06/2020	31/07/2023	39,337.00	5,104.10	3,750.00	8,854.10
MM0002	Pesc. y msc, Hnos, Felipe. S,L	Fresh fish wholesaler (secondary sales)	12/06/2020	31/07/2020	33.30	579.73	2,000.00	2,579.73
MM0003	Comercializadora Onubense de pescados, S.L.	Fresh fish wholesaler (secondary sales)	12/06/2020	31/07/2020	33.30	579.73	2,000.00	2,579.73
MM0006	Pescados Hermanos Rueda. S,L	Fresh fish wholesaler (secondary sales)	12/06/2020	31/07/2020	33.30	579.73	2,000.00	2,579.73
MM0009	Pescados Hnos Díaz. S,L	Fresh fish wholesaler (secondary sales)	12/06/2020	31/07/2020	33.30	579.73	2,000.00	2,579.73
MV0014	AS. Expor, pescados y mariscos	Fish & seafood sellers	23/06/2020	31/07/2020	24.00	268.88	1,002.99	1,271.87
MV0015	Gestico Sistemas, S.L.	Fish & seafood sellers	23/06/2020	31/07/2020	24.00	268.88	1,002.99	1,271.87
MV0013	Pescados Hnos Díaz, S.L.	Fish & seafood sellers	23/06/2020	31/07/2020	24.00	268.88	1,002.99	1,271.87
000607	Punta Naval S,L,	Commercial leisure craft & repairs to marine machinery & engines	25/06/2020	27/07/2034	2,430.00	18,882.88	3,188.88	22,071.16
A01321	Drace Infraestructuras. S.A.	Base of its Fleet Moored at the Saltés Quay	25/06/2020	06/09/2023	15,084.50	48,454.01	580.34	49,034.35
001501	Áridos Anfersa, S.L.	Building & operating of a industrial unit for bulk storage	17/09/2020	29/09/2045	9,451.15	6,755.96	0.00	6,755.96

Reference	Owner	Purpose	Date Awarded	Expiry Date	Total M2	Occupancy Rate	Activity Rate	Total Rates
001500	Frigoríficos Portuarios del Sur, S.L.	Manufacture & installation of Refrigerated Installations	17/09/2020	06/10/2055	32,570.40	21,529.85	0.00	21,529.85
001527	Reparaciones y Maquinaria Caravaca, S.L.	Storage & maintenance of machinery	17/09/2020	15/10/2040	750.00	443.89	0.00	443.89
A01538	Industrial Almunastyr, S.L.	Industrial material selling	24/09/2020	01/10/2023	2,949.30	1,618.68	372.95	1,991.63
A01541	Daga 21, S.L.	Office & unit for industrial supplies storage	26/10/2020	05/11/2023	401.00	1,587.30	229.51	1,816.81
A01542	Enagas Transporte. S.A.U,	Vehicules Parking	09/11/2020	25/11/2022	1,560.00	431.66	86.33	517.99
001518	Vázquez Fernández. Rafael	Fish & seafood exporters	12/11/2020	19/11/2045	0.00	0.00	0.00	0.00
001516	Fernández Domínguez. Manuel	Fish & seafood exporters	12/11/2020	14/12/2045	0.00	0.00	0.00	0.00
001519	Barroso y Cañón S,L,	Fish & seafood exporters	12/11/2020	11/12/2045	0.00	0.00	0.00	0.00
001531	Distribumar, S.L.	Fish & seafood exporters	12/11/2020	11/12/2045	0.00	0.00	0.00	0.00
001540	Olano Sur, S.L.	Fish & seafood exporters	12/11/2020	11/12/2045	0.00	0.00	0.00	0.00
001514	Mariscos Pesca, S.L.	Fish & seafood exporters	12/11/2020	18/12/2045	0.00	0.00	0.00	0.00
001521	Pescados y Mariscos Sánchez de la Campa, S.L.	Fish & seafood exporters	12/11/2020	11/12/2045	0.00	0.00	0.00	0.00
001520	Mariscos Costa de la Luz, S.L.	Fish & seafood exporters	12/11/2020	14/12/2045	0.00	0.00	0.00	0.00
001529	Lagunapeixe, S.L.	Fish & seafood exporters	12/11/2020	18/12/2045	0.00	0.00	0.00	0.00
001524	Tartessos Mar, S.L.	Fish & seafood exporters	12/11/2020	11/12/2045	0.00	0.00	0.00	0.00
001515	Mariscos Jesusmar, S.L.	Fish & seafood exporters	12/11/2020	11/12/2045	0.00	0.00	0.00	0.00

Reference	Owner	Purpose	DateAwarded	ExpiryDate	TotalM2	Occupancy Rate	ActivityRate	TotalRates
001522	Mariscos PuertoHuelva, S.L.	Fish & seafood exporters	12/11/2020	21/12/2045	0.00	0.00	0.00	0.00
001517	Pescados y Mariscos Toni. C,B	Fish & seafood exporters	12/11/2020	11/12/2045	0.00	0.00	0.00	0.00
001530	Mariscos S&imar, S.L.	Fish & seafood exporters	12/11/2020	11/12/2045	0.00	0.00	0.00	0.00
001513	Mariscos Rubio, S.L.	Fish & seafood exporters	17/11/2020	11/12/2045	0.00	0.00	0.00	0.00
A01543	Alquibalat, S.L.	Storage & Rental of Prefabricated modules	19/11/2020	27/11/2023	4842.18	2,543.18	0.00	2,543.18
A01553	PH Technology, S.L.	Manufacturing and assembling large FRP equipment	11/12/2020	31/12/2020	0.00	1,406.60	281.32	1,687.92
A01565	Enagas Transporte. S.A.U,	Material stocking area and ancillary services	16/12/2020	30/12/2021	19,176.00	25.44	5.06	30.50
001528	Baltimar. S.A.	Fish & seafood exporters	21/12/2020	26/01/2046	0.00	0.00	0.00	0.00
001495	Compañía Española de Petróleos. S.A. CEPSA	Maritime Terminal for Loading & Unloading Petroleum Products	21/12/2020	18/01/2061	0.00	0.00	0.00	0.00
001525	Mariscos Cruzados, S.L.	Fish & seafood exporters	21/12/2020	21/01/2046	0.00	0.00	0.00	0.00
001545	Termisur Eurocargo. S.A.	Freight transshipment for land or maritime transport	21/12/2020	21/01/2027	0.00	0.00	0.00	0.00
001554	Geojet, S.L.	Office and workshops for machinery and construction companies	21/12/2020	17/11/2035	0.00	0.00	0.00	0.00
001489	Inforel Sistema de Áridos. S.A.	Instalation & operation of a concrete plant	21/12/2020	26/01/2036	0.00	0.00	0.00	0.00

Reference	Owner	Purpose	DateAwarded	ExpiryDate	TotalM2	OccupancyRate	ActivityRate	TotalRates
001560	Tir Sevilla, S.L.	Transportation & Sale of Fish Products	21/12/2020	19/01/2046	0.00	0.00	0.00	0.00
001562	Surpesca Huelva, S.L.	Fish & seafood exporters	21/12/2020	26/01/2046	0.00	0.00	0.00	0.00

# Traffic statistics

## Passenger traffic

### Passengers

#### PASSENGERS, NUMBER

		Cabotaje	Exterior	Total	Interior
By passage type	Loaded	16,493	6,167	4,483	27,143
	Unloaded	17,251	0	4,482	27,733
	In transit	0	0	0	0
	<b>Total</b>	<b>33,744</b>	<b>6,167</b>	<b>8,965</b>	<b>48,876</b>
Cruise passengers	In transit	925			925
	Start of the line	8			8
	End of the lineo	1			1
	<b>Total</b>	<b>934</b>			<b>934</b>
Other passengers		1,690			
	<b>Total</b>	<b>1,690</b>			<b>1690</b>
<b>TOTAL</b>					<b>51,500</b>

## Ports of embarkation or disembarkation

### PASSANGERS OF REGULAR LINE

Ports of embarkation or disembarkation	Domestic		Foreign		Total
	Loaded	Unloaded	Loaded	Unloaded	
Arrecife de Lanzarote	2,235	854	0	0	3,089
La Luz and Las Palmas	5,928	6,636	0	0	12,564
Santa Cruz de Tenerife	2,474	3,161	0	0	5,635
Tánger	0	0	6,167	0	6,167
Tenerife	5,856	6,600	0	0	12,456
<b>Total</b>	<b>16,493</b>	<b>17,251</b>	<b>6,167</b>	<b>0</b>	<b>39,911</b>

## Vehicles

### VEHICLES BY PASSAGE TYPE, NUMBER

	Vehicles type	Loaded	Unloaded	Total
<b>Domestic</b>	Motorcycles	324	345	669
	Cars	9,195	8,709	17,904
	Vans	0	0	0
	Coaches/buses	0	39	39
	<b>Total</b>	<b>9,519</b>	<b>9,093</b>	<b>18,612</b>
<b>Foreign</b>	Motorcycles	0	0	0
	Cars	0	0	0
	Vans	0	0	0
	Coaches/buses	0	0	0
	<b>Total</b>	<b>0</b>	<b>0</b>	<b>0</b>
<b>Total</b>		<b>9,519</b>	<b>9,093</b>	<b>18,612</b>

## Vessels

### Merchant vessels

#### DISTRIBUTION BY TONNAGE

		Up to 3,000 GT	From 3,001 to 5,000 GT	From 5,001 to 10,000GT	From 10,001 to 25,000 GT	From 25,001 to 50,000GT	More than 50,000GT	Total
Spanish	Number	10	12	25	28	40	8	123
	G.T.	21,145	52,935	139,893	536,486	1,180,560	938,619	2,869,638
Foreign	Number	157	375	710	416	306	129	2,093
	G.T.	352,528	1,579,395	4,845,177	7,652,254	9,180,267	11,037,699	34,647,320
Total	Number	167	387	735	444	346	137	2,216
	G.T.	373,673	1,632,330	4,985,070	8,188,740	10,360,827	11,976,318	37,516,958
Percentage of total %	Number	7.54%	17.46%	33.17%	20.04%	15.61%	6.18%	100%
	G.T.	1.00%	4.35%	13.29%	21.83%	27.62%	31.92%	100%

#### DISTRIBUTION BY FLAG

Flags	No. of vessels	G.T.
Germany	26	296,964
Antigua and Barbuda	37	207,678
Saudi Arabia	4	118,215
Argelia	7	138,325
Bangladesh	1	24,167
Barbados	3	35,323
Belgium	15	224,121
Belize	4	36,195
Bermudas	21	1,932,641
Brasil	1	81,429



Flags	No. of vessels	G.T.
Cabo Verde	1	1,435
China	4	103,332
Cyprus	211	3,886,445
Croatia	1	30,638
Curazao	1	3,990
Denmark	46	553,432
Spain	123	2,869,638
Philippines	4	61,278
Finland	19	203,143
France	23	111,326
Gibraltar	30	318,138
Gran Bahamas	29	1,311,142
Greece	19	1,103,758
Holand	106	612,475
Honk Kong	32	759,721
Ireland	5	14,992
Marshall Islands	154	4,088,831
Isle of Man	15	434,071
Cayman Islands	17	327,503
Cook islands	6	39,442
Islas Pitcairn	1	19,440
Italy	126	1,502,239
Latvia	2	4,328
Lebanon	1	11,918

Flags	No. of vessels	G.T.
Liberia	104	3,030,584
Luxembourg	4	40,378
Macao	1	105
Malta	496	4,750,103
Morocco	19	129,265
Monsterrat	1	29,265
Norway	25	644,560
Palau	8	31,985
Panama	105	1,761,385
Portugal	191	2,426,733
United Kingdom	47	1,181,416
Russia	1	12,679
San Vicente and Granadina	3	5,806
Singapur	76	1,721,308
Sweden	3	38,310
Tunez	1	4,258
Turkey	36	241,145
<b>Total</b>	<b>2,216</b>	<b>37,516,958</b>

## DISTRIBUTION BY VESSEL TYPE

Type of vessels	Spanish		Foreign		Total	
	No.	G.T.	No.	G.T.	No.	G.T.
Bulk-liquids (Tankers)	37	1,073,016	1,354	23,525,476	1,391	24,598,492
<b>Total Liquids</b>	<b>37</b>	<b>1,073,016</b>	<b>1,354</b>	<b>23,525,476</b>	<b>1,391</b>	<b>24,598,492</b>

	Spanish		Foreign		Total	
Bulk-carrier	9	34,362	182	3,924,520	191	3,958,882
<b>Total Solids</b>	<b>9</b>	<b>34,362</b>	<b>182</b>	<b>3,924,520</b>	<b>191</b>	<b>3,958,882</b>
General Cargo	17	301,418	236	1,679,778	253	1,981,196
Specialised Transport	0	0	0	0	0	0
<b>Total General Cargo</b>	<b>17</b>	<b>301,418</b>	<b>236</b>	<b>1,679,778</b>	<b>253</b>	<b>1,981,196</b>
Ro-Ro Passenger	0	0	0	0	0	0
Ro-Ro Mixed	1	11,197	29	383,926	30	395,123
Ro-Ro no passenger	53	1,434,500	116	3,160,274	169	4,594,774
<b>Total Ro-Ro</b>	<b>54</b>	<b>1,434,500</b>	<b>145</b>	<b>3,544,200</b>	<b>199</b>	<b>4,989,897</b>
Passenger	0	0	2	60,157	2	60,157
Fast Passenger	0	0	0	0	0	0
Other cruise ships	2	83	0	0	2	83
<b>Total passengers</b>	<b>2</b>	<b>83</b>	<b>2</b>	<b>60,157</b>	<b>4</b>	<b>60,240</b>
Container ships	3	14,970	118	1,161,181	121	1,176,151
<b>Total container ships</b>	<b>3</b>	<b>14,970</b>	<b>118</b>	<b>1,161,181</b>	<b>121</b>	<b>1,176,151</b>
Deep-Water Freezer Vessels	0	0	17	3,674	17	3,674
Other merchant ships	1	92	39	748,334	40	748,426
Unkown	0	0	0	0	0	0
<b>Total other merchant ships</b>	<b>1</b>	<b>92</b>	<b>56</b>	<b>752,008</b>	<b>57</b>	<b>752,100</b>
<b>Total</b>	<b>123</b>	<b>2,869,638</b>	<b>2,093</b>	<b>34,647,320</b>	<b>2,216</b>	<b>37,516,958</b>

## Other vessels

### WAR VESSELS

Type	Spanish	Foreign
Number	2	0
G.T.	6,533	0

### FRESH FISHING BOATS

Port based	
Number	13
G.T.	223

### RECREATIONAL CRAFT

Port based	
Number	0
Length and medium sleeves	0

## OTHER VESSELS

Type	Number	G.T.
Dredgers	2	583
Research and exploration	10	22,782
Other vessels and craft	17	16,150
Tugboats/pushers	25	14,292
<b>Total</b>	<b>54</b>	<b>53,807</b>

## Freight

## Moved through service quays and berths

Freight	Domestic			Foreign			Total		
	Loaded	Unloaded	Total	Loaded	Unloaded	Total	Loaded	Unloaded	Total
Liquid bulks	Non-calcinated petroleum coke			3,904		<b>3,904</b>	3,904		<b>3,904</b>
	31,124	4,199	<b>35,323</b>	188,100	14,899	<b>202,999</b>	219,224	19,098	<b>238,322</b>
	3,506		<b>3,506</b>	66,290		<b>66,290</b>	69,797		<b>69,797</b>

	Freight	Domestic			Foreign			Total		
		Loaded	Unloaded	Total	Loaded	Unloaded	Total	Loaded	Unloaded	Total
Liquid bulks	Gasoline and refined petroleum	987,821	5,609	<b>993,430</b>	255,497		<b>255,497</b>	1,243,318	5,609	<b>1,248,926</b>
	Diesel	506,154	24,949	<b>531,102</b>	619,933	40,104	<b>660,037</b>	1,126,086	65,053	<b>1,191,139</b>
	Cyclic hydrocarbons		116,500	<b>116,500</b>		159,484	<b>159,484</b>		275,985	<b>275,985</b>
	Naphthas	4,926	45,214	<b>50,140</b>	899,087		<b>899,087</b>	904,013	45,214	<b>949,227</b>
	Ethers, ether-alcohols, ether-phenols		975	<b>975</b>					975	<b>975</b>
	<b>Total</b>	<b>1,533,531</b>	<b>197,445</b>	<b>1,730,977</b>	<b>2,032,811</b>	<b>214,487</b>	<b>2,247,298</b>	<b>3,566,342</b>	<b>411,933</b>	<b>3,978,275</b>
Dry bulks by special installation	Hydraulic cements, in bulk	73,705		<b>73,705</b>	48,854		<b>48,854</b>	122,559		<b>122,559</b>
	<b>Total</b>	<b>73,705</b>		<b>73,705</b>	<b>48,854</b>		<b>48,854</b>	<b>122,559</b>		<b>122,559</b>
Dry bulks without special installation	Vegetable materials, waste, residues	3,552		<b>3,552</b>		40,311	<b>40,311</b>	3,552	40,311	<b>43,863</b>
	Corn	4,671		<b>4,671</b>		229,707	<b>229,707</b>	4,671	229,707	<b>234,378</b>
	Barley	4,452		<b>4,452</b>		13,812	<b>13,812</b>	4,452	13,812	<b>18,265</b>
	Press cakes and other solid waste from soya oil extraction, including crushed and in pelletsextracción del aceite de soja, incluso molidos o en "pellets"	10,792		<b>10,792</b>		223,828	<b>223,828</b>	10,792	223,828	<b>234,620</b>
	Non-calcined petroleum coke				85,128	235,426	<b>320,554</b>	85,128	235,426	<b>320,554</b>
	Carbonates, peroxocarbonates					95,721	<b>95,721</b>		95,721	<b>95,721</b>

		Domestic			Foreign			Total		
Freight	Loaded	Unloaded	Total	Loaded	Unloaded	Total	Loaded	Unloaded	Total	
Dry bulks without special installation	Urea	26,401		<b>26,401</b>	21,349	28,047	<b>49,396</b>	47,750	28,047	<b>75,797</b>
	Other slags and ashes	106,628		<b>106,628</b>	373,483		<b>373,483</b>	480,112		<b>480,112</b>
	Waste and scrap					5,304	<b>5,304</b>		5,304	<b>5,304</b>
	Coal, briquettes, ovoids, fuel					24,468	<b>24,468</b>		24,468	<b>24,468</b>
	Wheat and meslin seed					122,816	<b>122,816</b>		122,816	<b>122,816</b>
	Mineral or chemical fertilisers	4,223		<b>4,223</b>	22,540	14,254	<b>36,795</b>	26,764	14,254	<b>41,018</b>
	Other bulk solids	12,364	4,460	<b>16,824</b>	63,116	191,195	<b>254,311</b>	75,480	191,195	<b>271,135</b>
	Copper ores and their concentrates				81,577	1,045,502	<b>1,127,079</b>	81,577	1,045,502	<b>1,127,079</b>
	Titanium ores and their concentrates					126,454	<b>126,454</b>		126,454	<b>126,454</b>
	Sulphates, alums, peroxosulphates	9,759		<b>9,759</b>	134,567		<b>134,567</b>	144,326		<b>144,326</b>
	Ammonium sulphate		3,356	<b>3,356</b>		36,744	<b>36,744</b>		40,099	<b>40,099</b>
	Wood, sawdust, waste and scraps of wood				45,799		<b>45,799</b>	45,799		<b>45,799</b>
	Potassium chloride		13,913	<b>13,913</b>		40,141	<b>40,141</b>		54,053	<b>54,053</b>
<b>Total</b>	<b>182,844</b>	<b>21,728</b>	<b>204,573</b>	<b>827,559</b>	<b>2,473,727</b>	<b>3,301,286</b>	<b>1,010,403</b>	<b>2,495,455</b>	<b>3,505,859</b>	

Freight	Domestic			Foreign			Total		
	Loaded	Unloaded	Total	Loaded	Unloaded	Total	Loaded	Unloaded	Total
Tares of trailers and semi-trailers	21,118	4,025	<b>25,143</b>				21,118	4,025	<b>25,143</b>
Tares of containers and tanks	4,378	741	<b>5,119</b>		30	<b>30</b>	4,378	771	<b>5,148</b>
Tares of motor vehicles	1,032	394	<b>1,426</b>				1,032	394	<b>1,426</b>
Salt (including table and denatured salt)	7		<b>7</b>				7		<b>7</b>
Fruit juices or other fruits	14		<b>14</b>		22,498	<b>22,498</b>	14	22,498	<b>22,512</b>
Bananas, including plantains		2,227	<b>2,227</b>					2,227	<b>2,227</b>
Acyclic alcohols and their derivatives	1		<b>1</b>				1		<b>1</b>
Apricots	672		<b>672</b>				672		<b>672</b>
Vegetable materials, waste, residues	4		<b>4</b>				4		<b>4</b>
Raw coniferous wood	4,031		<b>4,031</b>	3,602		<b>3,602</b>	4,031		<b>4,031</b>
Raw eucalyptus wood							3,602		<b>3,602</b>
Fresh apples	827		<b>827</b>				827		<b>827</b>
Corn	27		<b>27</b>				27		<b>27</b>
Fruit, nuts and other plant parts	86		<b>86</b>				86		<b>86</b>



Freight	Domestic			Foreign			Total		
	Loaded	Unloaded	Total	Loaded	Unloaded	Total	Loaded	Unloaded	Total
Malt beer, packaged	22	7	29				22	7	29
Onions, shallots, garlic, leeks	2,292		2,292				2,292		2,292
Prepared or preserved tomatoes	11		11				11		11
Fresh and refrigerated tomatoes	836	2,079	2,915				836	2,079	2,915
Passenger cars and other vehicles	1,487	798	2,286				1,487	798	2,286
Refined copper and copper alloys				92,185		92,185	92,185		92,185
Empty containers and tanks		4,423	4,423		648	648		5,071	5,071
Food preparations not previously listed	3,667	7	3,674				3,667	7	3,674
Flat-rolled iron products	1		1		15,702	15,702	1	15,702	15,702
Oils and other products from distillation									
Petroleum oils									
Carbonates, peroxocarbonates	2		2				2		2
Urea				2,246		2,246	2,246		2,246
Passage	1,079		1,079				1,079		1,079
Other prepared or preserved vegetables	113		113				113		113

Freight	Domestic			Foreign			Total		
	Loaded	Unloaded	Total	Loaded	Unloaded	Total	Loaded	Unloaded	Total
Other vegetables including wild	1,300	11	<b>1,311</b>				1,300	11	<b>1,311</b>
Bird's eggs, not in shell	1,005		<b>1,005</b>				1,005		<b>1,005</b>
Wheat and meslin seed	1		<b>1</b>				1		<b>1</b>
Melons, watermelons and papayas, fresh	1,100	225	<b>1,325</b>				1,100	225	<b>1,325</b>
Fresh or dried citrus fruits	3,515		<b>3,515</b>				3,515		<b>3,515</b>
Mineral or chemical nitrogen fertilisers				1,498		<b>1,498</b>	1,498		<b>1,498</b>
Mineral or chemical fertilisers	6		<b>6</b>	30,172		<b>30,172</b>	30,178		<b>30,178</b>
Trailers, semi-trailers and platforms	6,918	7,345	<b>14,263</b>				6,918	7,345	<b>14,263</b>
Other general freight	35,207	4,211	<b>39,418</b>	1,073	41,946	<b>43,019</b>	36,279	46,158	<b>82,437</b>
Other bulk solids	744		<b>744</b>	5,006	113	<b>5,119</b>	5,750	113	<b>5,863</b>
Other bulk liquids	4,530	67	<b>4,597</b>				4,530	67	<b>4,597</b>
Cyclic hydrocarbons									
Sodium hydroxide (caustic soda)									
Refined copper and copper alloys					295	<b>295</b>		295	<b>295</b>

Freight	Domestic			Foreign			Total		
	Loaded	Unloaded	Total	Loaded	Unloaded	Total	Loaded	Unloaded	Total
General cargo	Titanium ores and their concentrates								
	Sulphates, alums, peroxosulphates								
	Wood, sawdust, waste and scraps of wood								
		129		129	1,787	1,787	129	1,787	1,915
	Empty vehicles and cars	527	414	941			527	414	941
	Fuel	32		32			32		32
	Ethers, ether-alcohols, ether-phenols								
<b>Total</b>	<b>96,720</b>	<b>29,977</b>	<b>123,697</b>	<b>135,781</b>	<b>83,018</b>	<b>218,799</b>	<b>232,501</b>	<b>109,995</b>	<b>342,496</b>
<b>Total</b>	<b>1,886,801</b>	<b>246,150</b>	<b>2,132,951</b>	<b>3,045,005</b>	<b>2,771,233</b>	<b>5,816,237</b>	<b>4,931,805</b>	<b>3,017,383</b>	<b>7,949,188</b>

### Moved through private quays and berths

Freight	Domestic			Foreign			Total		
	Loaded	Unloaded	Total	Loaded	Unloaded	Total	Loaded	Unloaded	Total
Bulk liquids	Acyclic alcohols and their derivatives		8,035	8,035	8,379	8,379		16,414	16,414
	Undenatured Ethyl Alcohol		20,979	20,979			20,979	20,979	20,979
	Ketones and quinones	78,860	78,860	219,924	219,924	298,785		298,785	
	Non-calcined petroleum coke	47,642	44,469	92,111	217,847	217,847	265,490	44,469	309,958

		Domestic			Foreign			Total		
Freight	Loaded	Unloaded	Total	Loaded	Unloaded	Total	Loaded	Unloaded	Total	
Bulk liquids	Calcined petroleum coke, bitumen		10,027	10,027	28,589		28,589	28,589	10,027	38,617
	Oils and other products from distillation	39,032		39,032	150		150	39,182		39,182
	Soya oil and its fractions, bulk		4,492	4,492		18,981	18,981		23,473	23,473
	Palm oil and its fractions, bulk	58,907		58,907	10,338	438,373	448,711	69,245	438,373	507,618
	Sulphuric acid, oleum	105,259		105,259	680,458		680,458	785,717		785,717
	Petroleum oils					8,066,009	8,066,009		8,066,009	8,066,009
	Petroleum gas and other hydrocarbons		195,147	195,147		14,730	14,730		209,877	209,877
	Gasoline and refined petroleum	525	30,232	30,756	432,810	419,470	852,280	433,335	449,702	883,036
	Diesel		10,004	10,004	12,838	250,244	263,082	12,838	260,248	273,086
	Natural Gas				23,121	3,213,686	3,236,807	23,121	3,213,686	3,236,807
	Urea					37,421	37,421		37,421	37,421
	Diphosphorus pentoxide, phosphoric acid					148,927	148,927		148,927	148,927
	Other general freight					6,337	6,337		6,337	6,337
	Other bulk liquids	6,914	874	7,788	19,489	170,793	190,282	26,403	171,667	198,070
	Phenols, phenol-alcohols	200,004		200,004	267,486		267,486	467,490		467,490

		Domestic			Foreign			Total		
Freight	Loaded	Unloaded	Total	Loaded	Unloaded	Total	Loaded	Unloaded	Total	
Bulk liquids	Cyclic hydrocarbons	50,522		50,522	171,720		171,720	222,242		222,242
	Sodium hydroxide (caustic soda)					13,499	13,499		13,499	13,499
	Naphthas				6,961	13,691	20,652	6,961	13,691	20,652
	Anhydrous ammonia or in aqueous solution	77,564		77,564	2,500		2,500	80,064		80,064
	Fuel	787,045	95,839	882,884	64,234	598,061	662,294	851,279	693,900	1,545,178
	Biodiesel and its mixtures	346,980	223,525	570,505	778,453	709,533	1,487,986	1,125,433	933,059	2,058,491
<b>Total</b>	<b>1,799,255</b>	<b>643,622</b>	<b>2,442,877</b>	<b>2,936,918</b>	<b>14,128,136</b>	<b>17,065,055</b>	<b>4,736,174</b>	<b>14,771,758</b>	<b>19,507,931</b>	
Dry bulks by special installation	Vegetable materials, waste, residues					35,758	35,758		35,758	35,758
	Corn					27,384	27,384		27,384	27,384
	Barley					14,115	14,115		14,115	14,115
	Press cakes and other solid waste from soya oil extraction, including crushed and in pellets					113,903	113,903		113,903	113,903
	Urea					4,242	4,242		4,242	4,242
	Other bulk solids				108,751		108,751	108,751		108,751
	Copper ores and their concentrates				536,682	60,829	597,511	536,682	60,829	597,511
	Zinc ores and their concentrates	20,305		20,305	298,236		298,236	318,540		318,540
<b>Total</b>	<b>20,305</b>		<b>20,305</b>	<b>943,668</b>	<b>256,231</b>	<b>1,199,899</b>	<b>963,973</b>	<b>256,231</b>	<b>1,220,204</b>	

		Domestic			Foreign			Total		
Freight	Loaded	Unloaded	Total	Loaded	Unloaded	Total	Loaded	Unloaded	Total	
Dry bulks without special installations	Other bulk solids				9,040		9,040	9,040		9,040
	Refined copper and copper alloys				12,381	5,408	17,789	12,381	5,408	17,789
	Zinc ores and their concentrates				11,384		11,384	11,384		11,384
<b>Total</b>				<b>32,805</b>	<b>5,408</b>	<b>38,213</b>	<b>32,805</b>	<b>5,408</b>	<b>38,213</b>	
General cargo	Tares of trailers and semi-trailers	70,909	26,520	97,429				70,909	26,520	97,429
	Particle boards and similar	90		90				90		90
	Tares of containers and tanks	55,748	4,218	59,966	33,810	1,896	35,706	89,558	6,114	95,672
	Tares of motor vehicles	770	581	1,351	6		6	776	581	1,357
	Nitrates, except strontium	24		24				24		24
	Salt (including table and denatured salt)	733		733	146		146	879		879
	Fruit juices or other fruits	6,990		6,990	76,911		76,911	83,901		83,901
	Bananas, including plantains	2	40,688	40,689			2	40,688	40,689	5
	Acyclic alcohols and their derivatives	5	5					5		5
	Apricots	1,472		1,472				1,472		1,472

	Freight	Domestic			Foreign			Total		
		Loaded	Unloaded	Total	Loaded	Unloaded	Total	Loaded	Unloaded	Total
General cargo	Vegetable materials, waste, residues	7,183		7,183				7,183		7,183
	Raw eucalyptus wood	0		0				0		0
	Fresh apples	2,362		2,362				2,362		2,362
	Corn	1,141		1,141				1,141		1,141
	Fruit, nuts and other plant parts	390	1	391	6,157		6,157	6,547	1	6,548
	Malt beer, packaged	10,528	1,235	11,763		24	24	10,528	1,259	11,787
	Cebollas, chalotes, ajos, puerros	8,152		8,152				8,152		8,152
	Barley	508	1	508				508		508
	Hydraulic cements, in bulk	10,078		10,079				10,078	1	10,079
	Ketones and quinones	1		1				1		1
	Prepared or preserved tomatoes	263	17	279	9,107	127	9,234	9,370	143	9,514
	Fresh and refrigerated tomatoes	3,701	7,583	11,284				3,701	7,583	11,284
	Press cakes and other solid waste from soya oil extraction, including crushed and in pellets	192		192				192		192
	Passenger cars and other vehicles	1,036	475	1,511				1,036	475	1,511
Non-calcinated petroleum coke		21	21					21	21	

Freight	Domestic			Foreign			Total		
	Loaded	Unloaded	Total	Loaded	Unloaded	Total	Loaded	Unloaded	Total
Refined copper and copper alloys	0		0	6,501		6,501	6,501		6,501
Empty containers and tanks	205	69,209	69,414	25	3,802	3,827	230	73,012	73,242
Food preparations not previously listed	9,777	0	9,777	335	22	357	10,113	22	10,135
Flat-rolled iron products	1		1				1		1
Oils and other products from distillation	8		8				8		8
Sulfuric acid, óleum	32		32				32		32
Carbonates, peroxocarbonates	15,550		15,550	98		98	15,648		15,648
Petroleum gas and other hydrocarbons	134		134				134		134
Diesel	62		62				62		62
Urea	1		1				1		1
Passage	6,579	34	6,612		18	18	6,579	52	6,630
Other prepared or preserved vegetables	1,220	1	1,221	7,466		7,466	8,686	1	8,687
Other vegetables including wild	4,840	157	4,997				4,840	157	4,997
Waste and scrap	5	5,528	5,533				5	5,528	5,533
Bird's eggs, not in shell	1,067	47	1,114				1,067	47	1,114
Coal, briquettes, ovoids, fuel	3		3	637	23	660	640	23	663



		Domestic			Foreign			Total		
Freight		Loaded	Unloaded	Total	Loaded	Unloaded	Total	Loaded	Unloaded	Total
General cargo	Wheat and meslin seed	112		<b>112</b>		24	<b>24</b>	112	24	<b>136</b>
	Melons, watermelons and papayas, fresh	5,998	2,843	<b>8,841</b>				5,998	2,843	<b>8,841</b>
	Asphalt-based bituminous mixtures	129		<b>129</b>				129		<b>129</b>
	Fresh or dried citrus fruits	21,397	27	<b>21,424</b>	21		<b>21</b>	21,418	27	<b>21,445</b>
	Mineral or chemical nitrogen fertilisers	97		<b>97</b>		101	<b>101</b>	97	101	<b>198</b>
	Abonos minerales o químicos	230		<b>230</b>				230		<b>230</b>
	Iron and non-alloy steel sections	2,474		<b>2,474</b>				2,474		<b>2,474</b>
	Trailers, semi-trailers and platforms	714	45,561	<b>46,275</b>				714	45,561	<b>46,275</b>
	Other general freight	173,232	15,434	<b>188,666</b>	35,014	3,399	<b>38,412</b>	208,246	18,833	<b>227,079</b>
	Other bulk solids	41,017	338	<b>41,356</b>	21,101	8,545	<b>29,646</b>	62,119	8,883	<b>71,002</b>
	Other bulk liquids	46,439	2,687	<b>49,126</b>	204	23	<b>226</b>	46,643	2,710	<b>49,352</b>
	Cyclic hydrocarbons	0		<b>0</b>				0		<b>0</b>
	Sodium hydroxide (caustic soda)	26		<b>26</b>				26		<b>26</b>
Copper ores and their concentrates	0		<b>0</b>	500	1,227	<b>1,727</b>	501	1,227	<b>1,727</b>	

	Freight	Domestic			Foreign			Total		
		Loaded	Unloaded	Total	Loaded	Unloaded	Total	Loaded	Unloaded	Total
	Sulphates, alums, peroxosulphates	235		235				235		235
General cargo	Wood, sawdust, waste and scraps of wood	81		81	22	62	84	103	62	165
	Naphthas	1		1				1		1
	Crustaceans, including shelled, live	295	21	315		250	250	295	271	566
	Anhydrous ammonia or in aqueous solution	22		22				22		22
	Empty vehicles and cars	1,308	1,000	2,308				1,308	1,000	2,308
	Fuel	8		8				8		8
	Ethers, ether-alcohols, ether-phenols	0		0				0		0
	<b>Total</b>	<b>515,579</b>	<b>224,225</b>	<b>739,804</b>	<b>198,060</b>	<b>19,542</b>	<b>217,602</b>	<b>713,639</b>	<b>243,768</b>	<b>957,407</b>
<b>Total</b>	<b>2,335,138</b>	<b>867,847</b>	<b>3,202,985</b>	<b>4,111,452</b>	<b>14,409,317</b>	<b>18,520,769</b>	<b>6,446,590</b>	<b>15,277,165</b>	<b>21,723,754</b>	

## Loaded and unloaded in the year

		Domestic			Foreign			Total		
Freight		Loaded	Unloaded	Total	Loaded	Unloaded	Total	Loaded	Unloaded	Total
Liquid bulks	Acyclic alcohols and their derivatives		8,035	<b>8,035</b>		8,379	<b>8,379</b>		16,414	<b>16,414</b>
	Undenatured Ethyl Alcohol		20,979	<b>20,979</b>				20,979		<b>20,979</b>
	Ketones and quinones	78,860		<b>78,860</b>	219,924		<b>219,924</b>	298,785		<b>298,785</b>
	Non-calcined petroleum coke	47,642	44,469	<b>92,111</b>	221,752		<b>221,752</b>	269,394	44,469	<b>313,863</b>
	Calcined petroleum coke, bitumen		10,027	<b>10,027</b>	28,589		<b>28,589</b>	28,589	10,027	<b>38,617</b>
	Butane and propane	31,124	4,199	<b>35,323</b>	188,100	14,899	<b>202,999</b>	219,224	19,098	<b>238,322</b>
	Oils and other products from distillation	42,539		<b>42,539</b>	66,440		<b>66,440</b>	108,979		<b>108,979</b>
	Soya oil and its fractions, bulk		4,492	<b>4,492</b>		18,981	<b>18,981</b>		23,473	<b>23,473</b>
	Palm oil and its fractions, bulk	58,907		<b>58,907</b>	10,338	438,373	<b>448,711</b>	69,245	438,373	<b>507,618</b>
	Sulphuric acid, oleum	105,259		<b>105,259</b>	680,458		<b>680,458</b>	785,717		<b>785,717</b>
	Petroleum oils					8,066,009	<b>8,066,009</b>		8,066,009	<b>8,066,009</b>
	Petroleum gas and other hydrocarbons		195,147	195,147		14,730	14,730		209,877	209,877
	Gasoline and refined petroleum	988,346	35,840	1,024,186	688,307	419,470	1,107,777	1,676,652	455,311	2,131,963
	Diesel	506,154	34,952	541,106	688,307	290,348	923,119	1,138,924	325,301	1,464,225
Natural Gas				23,121	3,213,686	3,236,807	23,121	3,213,686	3,236,807	

	Freight	Domestic			Foreign			Total		
		Loaded	Unloaded	Total	Loaded	Unloaded	Total	Loaded	Unloaded	Total
Liquid bulkss	Urea					37,421	37,421		37,421	37,421
	Diphosphorus pentoxide, phosphoric acid					148,927	148,927		148,927	148,927
	Other general freight					6,337	6,337		6,337	6,337
	Other bulk liquids	6,914	874	7,788	19,489	170,793	190,282	26,403	171,667	198,070
	Phenols, phenol-alcohols	200,004		200,004	267,486		267,486	467,490		467,490
	Cyclic hydrocarbons	50,522	116,500	167,022	171,720	159,484	331,204	222,242	275,985	498,227
	Sodium hydroxide (caustic soda)					13,499	13,499		13,499	13,499
	Naphthas	4,926	45,214	50,140	906,048	13,691	919,739	910,974	58,905	969,879
	Anhydrous ammonia or in aqueous solution	77,564		77,564	2,500		2,500	80,064		80,064
	Fuel	787,045	95,839	882,884	64,234	598,061	662,294	851,279	693,900	1,545,178
	Ethers, ether-alcohols, ether-phenols		975	975					975	975
	Biodiesel and its mixtures	346,980	223,525	570,505	778,453	709,533	1,487,986	1,125,433	933,059	2,058,491
Total	3,332,787	841,067	4,173,854	4,969,729	14,342,624	19,312,353	8,302,516	15,183,691	23,486,206	
<b>Total</b>	<b>3.332.787</b>	<b>841.067</b>	<b>4.173.854</b>	<b>4.969.729</b>	<b>14.342.624</b>	<b>19.312.353</b>	<b>8.302.516</b>	<b>15.183.691</b>	<b>23.486.206</b>	

Freight	Domestic			Foreign			Total			
	Loaded	Unloaded	Total	Loaded	Unloaded	Total	Loaded	Unloaded	Total	
Dry bulks by special installation	Vegetable materials, waste, residues				35,758	35,758		35,758	35,758	
	Corn				27,384	27,384		27,384	27,384	
	Barley				14,115	14,115		14,115	14,115	
	Hydraulic cements, in bulk	73,705		73,705	48,854	48,854	122,559		122,559	
	Press cakes and other solid waste from soya oil extraction, including crushed and in pellets				113,903	113,903		113,903	<b>113,903</b>	
	Urea				4,242	4,242		4,242	<b>4,242</b>	
	Other bulk solids				108,751	108,751	108,751		<b>108,751</b>	
	Refined copper and copper alloys				536,682	60,829	597,511	536,682	60,829	<b>597,511</b>
Zinc ores and their concentrates	20,305		20,305	298,236		298,236	318,540		<b>318,540</b>	
<b>Total</b>	<b>94,009</b>		<b>94,009</b>	<b>992,522</b>	<b>256,231</b>	<b>1,248,753</b>	<b>1,086,531</b>	<b>256,231</b>	<b>1,342,762</b>	
Dry bulks without special installation	Vegetable materials, waste, residues	3,552		3,552		40,311	40,311	3,552	40,311	<b>43,863</b>
	Corn	4,671		4,671		229,707	<b>229,707</b>	4,671	229,707	<b>234,378</b>
	Barley	4,452		4,452		13,812	<b>13,812</b>	4,452	13,812	<b>18,265</b>
	Press cakes and other solid waste from soya oil extraction, including crushed and in pellets	10,792		10,792		223,828	<b>223,828</b>	10,792	223,828	<b>234,620</b>

Freight	Domestic			Foreign			Total			
	Loaded	Unloaded	Total	Loaded	Unloaded	Total	Loaded	Unloaded	Total	
Graneles sólidos sin instalación especial	Non-calcined petroleum coke			85,128	235,426	<b>320,554</b>	85,128	235,426	<b>320,554</b>	
	Carbonates, peroxocarbonates				95,721	<b>95,721</b>		95,721	<b>95,721</b>	
	Urea	26,401		26,401	21,349	28,047	<b>49,396</b>	47,750	28,047	<b>75,797</b>
	Other slags and ashes	106,628		106,628	373,483		<b>373,483</b>	480,112		<b>480,112</b>
	Waste and scrap					5,304	<b>5,304</b>		5,304	<b>5,304</b>
	Coal, briquettes, ovoids, fuel					24,468	<b>24,468</b>		24,468	<b>24,468</b>
	Wheat and meslin seed					122,816	<b>122,816</b>		122,816	<b>122,816</b>
	Mineral or chemical fertilisers	4,223		4,223	22,540	14,254	<b>36,795</b>	26,764	14,254	<b>41,018</b>
	Other bulk solids	12,364	4,460	16,824	72,156	191,195	<b>263,351</b>	84,520	195,654	<b>280,175</b>
	Refined copper and copper alloys				93,959	1,050,910	<b>1,144,868</b>	93,959	1,050,910	<b>1,144,868</b>
	Zinc ores and their concentrates				11,384		<b>11,384</b>	11,384		<b>11,384</b>
	Titanium ores and their concentrates					126,454	<b>126,454</b>		126,454	<b>126,454</b>
	Sulphates, alums, peroxy-sulphates	9,759		<b>9,759</b>	134,567		<b>134,567</b>	144,326		<b>144,326</b>
	Ammonium sulphate		3,356	<b>3,356</b>		36,744	<b>36,744</b>		40,099	<b>40,099</b>
Wood, sawdust, waste and scraps of wood				45,799		<b>45,799</b>	45,799		<b>45,799</b>	

		Domestic			Foreign			Total		
Freight		Loaded	Unloaded	Total	Loaded	Unloaded	Total	Loaded	Unloaded	Total
	Potassium chloride		13,913	13,913		40,141	40,141		54,053	54,053
	<b>Total</b>	<b>182,844</b>	<b>21,728</b>	<b>204,573</b>	<b>860,364</b>	<b>2,479,135</b>	<b>3,339,499</b>	<b>1,043,208</b>	<b>2,500,863</b>	<b>3,544,071</b>
General cargo	Tares of trailers and semi-trailers	92,027	30,545	122,572				92,027	30,545	122,572
	Particle boards and similar	90		90				90		90
	Tares of containers and tanks	60,126	4,959	65,085	33,810	1,925	35,735	93,936	6,884	100,820
	Tares of motor vehicles	1,802	975	2,777	6		6	1,808	975	2,783
	Nitrates, except strontium	24		24				24		24
	Salt (including table and denatured salt)	741		741	146		146	886		886
	Fruit juices or other fruits	7,004		7,004	76,911	22,498	99,409	83,916		106,413
	Bananas, including plantains	2	42,915	42,917				2	42,915	42,917
	Acyclic alcohols and their derivatives	7	0	7				7	0	7
	Apricots	2,144		2,144				2,144		2,144
	Vegetable materials, waste, residues	7,187		7,187				7,187		7,187
	Raw coniferous wood	4,031		4,031				4,031		4,031
Raw eucalyptus wood	0		0	3,602		3,602	3,602		3,602	

Freight	Domestic			Foreign			Total		
	Loaded	Unloaded	Total	Loaded	Unloaded	Total	Loaded	Unloaded	Total
Fresh apples	3,189		<b>3,189</b>				3,189		<b>3,189</b>
Corn	1,168		<b>1,168</b>				1,168		<b>1,168</b>
Fruit, nuts and other plant parts	476	1	<b>477</b>	6,157		<b>6,157</b>	6,632	1	<b>6,633</b>
Malt beer, packaged	10,550	1,242	<b>11,792</b>		24	<b>24</b>	10,550	1,266	<b>11,816</b>
Onions, shallots, garlic, leeks	10,444		<b>10,444</b>				10,444		<b>10,444</b>
Barley	508		<b>508</b>				508		<b>508</b>
Hydraulic cements, in bulk	10,078	1	<b>10,079</b>				10,078	1	<b>10,079</b>
Ketones and quinones	1		<b>1</b>				1		<b>1</b>
Prepared or preserved tomatoes	274	17	<b>290</b>	9,107	127	<b>9,234</b>	9,381	143	<b>9,524</b>
Fresh and refrigerated tomatoes	4,537	9,662	<b>14,199</b>				4,537	9,662	<b>14,199</b>
Press cakes and other solid waste from soya oil extraction, including crushed and in pellets	192		<b>192</b>				192		<b>192</b>
Passenger cars and other vehicles	2,523	1,274	<b>3,797</b>				2,523	1,274	<b>3,797</b>
Non-calcinated petroleum coke		21	<b>21</b>					21	<b>21</b>
Refined copper and copper alloys	0		<b>0</b>	98,685		<b>98,685</b>	98,685		<b>98,685</b>



Freight	Domestic			Foreign			Total		
	Loaded	Unloaded	Total	Loaded	Unloaded	Total	Loaded	Unloaded	Total
Empty containers and tanks	205	73,632	<b>73,837</b>	25	4,450	<b>4,475</b>	230	78,082	<b>78,312</b>
Food preparations not previously listed	13,445	7	<b>13,451</b>	335	22	<b>357</b>	13,780	29	<b>13,809</b>
Flat-rolled iron products	1		<b>1</b>		15,702	<b>15,702</b>	1	15,702	<b>15,703</b>
Oils and other products from distillation	8		<b>8</b>				8		<b>8</b>
Sulfuric acid, óleum	32		<b>32</b>				32		<b>32</b>
Petroleum oils	0		<b>0</b>				0		<b>0</b>
Carbonates, peroxo-carbonates	15,552		<b>15,552</b>	98		<b>98</b>	15,650		<b>15,650</b>
Petroleum gas and other hydrocarbons	134		<b>134</b>				134		<b>134</b>
Diesel	62		<b>62</b>				62		<b>62</b>
Urea	1		<b>1</b>	2,246		<b>2,246</b>	2,247		<b>2,247</b>
Passage	7,658	34	<b>7,691</b>		18	<b>18</b>	7,658	52	<b>7,709</b>
Other prepared or preserved vegetables	1,334	1	<b>1,335</b>	7,466		<b>7,466</b>	8,800	1	<b>8,800</b>
Other vegetables including wild	6,140	168	<b>6,308</b>				6,140	168	<b>6,308</b>
Waste and scrap	5	5,528	<b>5,533</b>				5	5,528	<b>5,533</b>
Bird's eggs, not in shell	2,072	47	<b>2,119</b>				2,072	47	<b>2,119</b>

Freight	Domestic			Foreign			Total		
	Loaded	Unloaded	Total	Loaded	Unloaded	Total	Loaded	Unloaded	Total
Coal, briquettes, ovoids, fuel	3		3	637	23	660	640	23	663
Wheat and meslin seed	113		113		24	24	113	24	137
Melons, watermelons and papayas, fresh	7,098	3,068	10,166				7,098	3,068	10,166
Asphalt-based bituminous mixtures	129		129				129		129
Fresh or dried citrus fruits	24,912	27	24,939	21		21	24,933	27	24,960
Mineral or chemical nitrogen fertilisers	97		97	1,498	101	1,599	1,594	101	1,695
Mineral or chemical fertilisers	236		236	30,172		30,172	30,408		30,408
Iron and non-alloy steel sections	2,474		2,474				2,474		2,474
Trailers, semi-trailers and platforms	7,632	52,906	60,538				7,632	52,906	60,538
Other general freight	208,439	19,646	228,084	36,086	45,345	81,431	244,525	64,990	309,515
Other bulk solids	41,761	338	42,099	26,107	8,658	34,765	67,868	8,996	76,864
Other bulk liquids	50,969	2,754	53,723	204	23	226	51,172	2,777	53,950
Cyclic hydrocarbons	0		0				0		0
Sodium hydroxide (caustic soda)	26		26				26		26
Copper ores and their concentrates	0		0	500	1,522	2,022	501	1,522	2,023

Freight	Domestic			Foreign			Total		
	Loaded	Unloaded	Total	Loaded	Unloaded	Total	Loaded	Unloaded	Total
Titanium ores and their concentrates	0	0	0					0	0
Sulphates, alums, peroxy-sulphates	235		235				235		235
Wood, sawdust, waste and scraps of wood	81		81	22	62	84	103	62	165
Naphthas	1		1				1		1
Crustaceans, including shelled, live	423	21	444		2,037	2,037	423	2,058	2,481
Anhydrous ammonia or in aqueous solution	22		22				22		22
Empty vehicles and cars	1,835	1,414	3,249				1,835	1,414	3,249
Fuel	40		40				40		40
Ethers, ether-alcohols, ether-phenols	0		0				0		0
<b>Total</b>	<b>612,299</b>	<b>251,202</b>	<b>863,501</b>	<b>333,841</b>	<b>102,560</b>	<b>436,402</b>	<b>946,140</b>	<b>353,762</b>	<b>1,299,903</b>
<b>Total</b>	<b>4,221,939</b>	<b>1,113,998</b>	<b>5,335,937</b>	<b>7,156,456</b>	<b>17,180,550</b>	<b>24,337,006</b>	<b>11,378,395</b>	<b>18,294,548</b>	<b>29,672,943</b>

## Total freight by countries and loading and unloading

Country	Loaded	Unloaded	Total
Albania	3,000	0	3,000
Germany	45,758	34,374	80,132
Angola	1,069	68,433	69,502
Saudi Arabia	0	100,317	100,317
Algeria	128,574	223,792	352,365
Argentina	0	528,400	528,400
Australia	9,040	0	9,040
Belgium	806,555	92,553	899,107
Brazil	86,005	1,538,729	1,624,734
Bulgaria	55,243	61,190	116,433
Cameroon	0	127,267	127,267
Canada	37,998	53,529	91,527
Chile	19,123	268,544	287,667
China	767,926	130,185	898,111
Colombia	0	19,743	19,743
Congo	0	123,849	123,849
Croatia	14,543	13,691	28,235
Cuba	5,011	0	5,011
Unknow	1,837	0	1,837
Denmark	12,950	38,163	51,112
USA	567,836	2,652,875	3,220,711
Egypt	32,113	13,413	45,526
Slovenia	32,828	0	32,828

Country	Loaded	Unloaded	Total
Spain	4,221,939	1,113,998	5,335,937
Estonia	16,308	371	16,679
Finland	149,693	29,700	179,393
France	326,765	39,814	366,579
Georgia	48,793	83,947	132,740
Ghana	100,936	0	100,936
Gibraltar	305,642	29,924	335,565
Greece	96,609	0	96,609
Guatemala	0	3,473	3,473
Guinea-Conak	2,998	0	2,998
Equatorial Guinea	0	56,507	56,507
Holland	521,097	152,095	673,192
Honduras	0	45,630	45,630
Indonesia	0	378,733	378,733
Iraq	0	571,303	571,303
Ireland	30,473	0	30,473
Israel	250	43,607	43,857
Italy	528,065	146,267	674,331
Jamaica	22,002	0	22,002
Japan	131,184	0	131,184
Jordan	0	9,465	9,465
Latvia	684	40,430	41,114
Lithuania	657	25,563	26,221
Malaysia	53,888	333,591	387,479
Malta	0	27,692	27,692

Country	Loaded	Unloaded	Total
Morocco	754,163	193,701	947,863
Mauritania	7,500	0	7,500
Mexico	18,314	162,087	180,401
Montenegro	0	22,482	22,482
Mozambique	0	111,612	111,612
Nigeria	398,272	5,023,155	5,421,428
Norway	44,083	265,063	309,146
Panama	0	166,889	166,889
Peru	30,495	156,161	186,656
Poland	2,123	69,280	71,402
Portugal	430,330	85,563	515,893
Qatar	0	121,423	121,423
United Kingdom	196,270	68,226	264,496
Republic of Korea	37,012	15,702	52,714
Romania	10,500	36,172	46,672
Russia	1,585	759,181	760,766
Senegal	0	13,812	13,812
Serbia	0	12,150	12,150
South Africa	0	767	767
Sweden	78,373	26	78,398
Taiwan	0	23,612	23,612
Tanzania	0	6,259	6,259
Togo	38,500	0	38,500
Trinidad and Tobago	0	100,534	100,534
Tunisia	85,438	0	85,438

Country	Loaded	Unloaded	Total
Turkey	60,046	1,481,595	1,541,641
Ukraine	0	177,940	177,940
<b>Total</b>	<b>11,378,395</b>	<b>18,294,548</b>	<b>29,672,943</b>

## Classification of freight

### CLASSIFICATION BY NATURE

		Domestic			Foreign			Total		
Freight		Loaded	Unloaded	Total	Loaded	Unloaded	Total	Loaded	Unloaded	Total
1-ENERGY	01-CRUDE OIL	0	0	0	0	8,066,009	8,066,009	0	8,066,009	8,066,009
	02-FUEL OIL	787,085	95,839	882,924	64,234	598,061	662,294	851,319	693,9	1,545,219
	03-DIESEL OIL	506,216	34,952	541,169	632,771	290,348	923,119	1,138,987	325,301	1,464,288
	04-GASOLINE	988,346	35,84	1,024,186	688,307	419,47	1,107,777	1,676,652	455,311	2,131,963
	06-OTHER PETROLEUM PRODUCTS	56,362	163,043	219,405	1,077,768	182,507	1,260,275	1,134,130	345,55	1,479,680
	07-PETROLEUM GASES	31,258	199,346	230,604	188,1	29,629	217,73	219,358	228,975	448,333
	12-COAL & PETROLEUM COKE	88	0	88	85,771	259,916	345,687	85,859	259,916	345,776
	35-NATURAL GAS	0	0	0	23,121	3,213,686	3,236,807	23,121	3,213,686	3,236,807
	51-BIOFUELS	374,895	244,624	619,519	778,453	709,556	1,488,009	1,153,347	954,18	2,107,528
	<b>Total</b>	<b>2,744,250</b>	<b>773,645</b>	<b>3,517,895</b>	<b>3,538,524</b>	<b>13,769,183</b>	<b>17,307,707</b>	<b>6,282,774</b>	<b>14,542,828</b>	<b>20,825,602</b>
2-IRON AND STEEL	08-IRON ORE	0	0	0	0	31,28	31,28	0	31,28	31,28
	10-OTHER ORES & METAL WASTE	20,309	84	20,392	1,058,551	1,245,436	2,303,987	1,078,859	1,245,520	2,324,379
	11-SCRAP IRON	5	5,528	5,533	0	5,304	5,304	5	10,832	10,837
	13-IRON & STEEL PRODUCTS	17,813	348	18,16	0	24,24	24,24	17,813	24,587	42,4
	36-OTHER METAL PRODUCTS	254	67	322	99,15	193	99,344	99,405	261	99,665
	<b>Total</b>	<b>38,381</b>	<b>6,026</b>	<b>44,408</b>	<b>1,157,701</b>	<b>1,306,454</b>	<b>2,464,155</b>	<b>1,196,082</b>	<b>1,312,480</b>	<b>2,508,562</b>
3-NON-METALLIC ORES	25-COMMON SALT	741	0	741	146	0	146	886	0	886
	52-OTHER NON-METALLIC ORES	111,844	162	112,006	397,801	26,882	424,683	509,645	27,044	536,689



		Domestic			Foreign			Total		
	Freight	Loaded	Unloaded	Total	Loaded	Unloaded	Total	Loaded	Unloaded	Total
	<b>Total</b>	<b>112,584</b>	<b>162</b>	<b>112,746</b>	<b>397,947</b>	<b>26,882</b>	<b>424,829</b>	<b>510,531</b>	<b>27,044</b>	<b>537,576</b>
4-FERTILISERS	14-PHOSPHATES	25	0	25	0	37,276	37,276	25	37,276	37.3
	15-POTASH	1	18,373	18,374	4,155	50,625	54,78	4,156	68,998	73,154
	16-NATURAL AND ARTIFICIAL FERTILISERS	31,339	3,356	34,695	84,506	126,687	211,193	115,845	130,043	245,888
	<b>Total</b>	<b>31,365</b>	<b>21,728</b>	<b>53,093</b>	<b>88,661</b>	<b>214,589</b>	<b>303,25</b>	<b>120,026</b>	<b>236,317</b>	<b>356,343</b>
5-CHEMICAL PRODUCTS	17-CHEMICAL PRODUCTS	540,577	10,78	551,357	1,408,108	268,317	1,676,424	1,948,684	279,097	2,227,781
	<b>Total</b>	<b>540,577</b>	<b>10,78</b>	<b>551,357</b>	<b>1,408,108</b>	<b>268,317</b>	<b>1,676,424</b>	<b>1,948,684</b>	<b>279,097</b>	<b>2,227,781</b>
6-CONSTRUCTION MATERIALS	05-ASPHALT	47,772	54,517	102,289	250,341	0	250,341	298,113	54,517	352,63
	18-CEMENT & CLINKER	83,783	1	83,783	48,854	0	48,854	132,637	1	132,637
	20-MANUFACTURED CONSTRUCTION MATERIALS	11,737	28	11,765	44	1,266	1,31	11,78	1,295	13,075
	<b>Total</b>	<b>143,291</b>	<b>54,546</b>	<b>197,837</b>	<b>299,238</b>	<b>1,266</b>	<b>300,505</b>	<b>442,53</b>	<b>55,812</b>	<b>498,342</b>
7-AGRICULTURE, LIVESTOCK & FOOD	21-CEREALS & THEIR FLOURS	15,878	74	15,952	16,981	502,761	519,742	32,859	502,835	535,694
	22-SOYA BEANS	10	0	10	0	0	0	10	0	10
	23-FRUITS, VEGETABLES & PULSES	71,746	62,606	134,352	7,037	0	7,037	78,783	62,606	141,389
	24-WINES, BEVERAGES, ALCOHOLS & DERIVATIVES	38,086	1,43	39,516	77,769	22,664	100,432	115,854	24,094	139,948

		Domestic			Foreign			Total		
Freight		Loaded	Unloaded	Total	Loaded	Unloaded	Total	Loaded	Unloaded	Total
	27-PRESERVES	11,35	27	11,377	22,756	127	22,883	34,106	153	34,259
	28-TOBACCO, COCOA, COFFEE AND SPICES	4,387	58	4,445	25	0	25	4,412	58	4,47
	29-OILS & FATS	69,698	5,503	75,201	31,172	624,034	655,206	100,87	629,537	730,407
	30-OTHER FOOD PRODUCTS	112,606	1,108	113,713	2,062	40	2,102	114,667	1,148	115,815
	33-FROZEN & REFRIGERATED FISH	2,541	2,436	4,977	0	2,05	2,05	2,541	4,486	7,027
	37-FEED & FODDER	61,773	0	61,773	19,983	432,439	452,422	81,756	432,439	514,195
	<b>Total</b>	<b>388,074</b>	<b>73,243</b>	<b>461,317</b>	<b>177,784</b>	<b>1,584,114</b>	<b>1,761,898</b>	<b>565,858</b>	<b>1,657,357</b>	<b>2,223,215</b>
8-OTHER GOODS	19-WOOD & CORK	4,609	0	4,609	49,423	1,82	51,243	54,032	1,82	55,851
	26-PAPER & PULP	905	16	921	641	0	641	1,546	16	1,562
	31-APPLIANCES, TOOLS & SPARE PARTS	8,492	1,725	10,217	295	1,315	1,609	8,786	3,04	11,826
	34-OTHER GOODS	39,216	5,209	44,425	4,214	235	4,449	43,429	5,445	48,874
	<b>Total</b>	<b>53,221</b>	<b>6,95</b>	<b>60,171</b>	<b>54,572</b>	<b>3,37</b>	<b>57,942</b>	<b>107,793</b>	<b>10,32</b>	<b>118,113</b>
9-VEHICLES & TRANSPORT ELEMENTS	32-VEHICLES AND THEIR PARTS	8,104	3,396	11,5	81	0	81	8,185	3,396	11,581
	38-TARE OF EQUIPMENT (RO-RO)	101,761	84,93	186,691	6	0	6	101,767	84,93	186,697
	39-TARE OF CONTAINERS	60,331	78,591	138,922	33,835	6,376	40,21	94,166	84,967	179,132
	<b>Total</b>	<b>170,196</b>	<b>166,917</b>	<b>337,113</b>	<b>33,922</b>	<b>6,376</b>	<b>40,298</b>	<b>204,118</b>	<b>173,292</b>	<b>377,410</b>
<b>Total</b>		<b>4,221,939</b>	<b>1,113,998</b>	<b>5,335,937</b>	<b>7,156,456</b>	<b>17,180,550</b>	<b>24,337,006</b>	<b>11,378,395</b>	<b>18,294,548</b>	<b>29,672,943</b>

## CLASSIFICATION BY NATURE AND FORMAT

## A

Freight	Liquids bulk			Solids bulk			General freight containers			
	Loaded	Unloaded	Total	Loaded	Unloaded	Total	Loaded	Unloaded	Total	
1-ENERGY	01-CRUDE OIL	0	8,066,009	8,066,009	0	0	0	0	0	0
	02-FUEL OIL	851,279	693,9	1,545,178	0	0	0	40	0	40
	03-DIESEL OIL	1,138,924	325,301	1,464,225	0	0	0	62	0	62
	04-GASOLINE	1,676,652	455,311	2,131,963	0	0	0	0	0	0
	06-OTHER PETROLEUM PRODUCTS	1,133,216	344,221	1,477,437	0	0	0	862	1,302	2,164
	07-PETROLEUM GASES	219,224	228,975	448,199	0	0	0	134	0	134
	12-COAL & PETROLEUM COKE	0	0	0	85,128	259,893	345,021	730	23	753
	35-NATURAL GAS	23,121	3,213,686	3,236,807	0	0	0	0	0	0
	51-BIO-FUELS	1,125,433	954,038	2,079,470	0	0	0	27,907	142	28,05
<b>Total</b>	<b>6,167,849</b>	<b>14,281,440</b>	<b>20,449,289</b>	<b>85,128</b>	<b>259,893</b>	<b>345,021</b>	<b>29,735</b>	<b>1,468</b>	<b>31,203</b>	
2-IRON AND STEEL	08-IRON ORE	0	0	0	0	0	0	0	0	0
	10-OTHER ORES & METAL WASTE	0	0	0	1,078,355	1,238,193	2,316,548	502	7,031	7,533
	11-SCRAP IRON	0	0	0	0	5,304	5,304	0	5,528	5,528
	13-IRON & STEEL PRODUCTS	0	0	0	0	0	0	17,526	718	18,245
	36-OTHER METAL PRODUCTS	0	0	0	0	0	0	7,189	256	7,445
<b>Total</b>	<b>0</b>	<b>0</b>	<b>0</b>	<b>1,078,355</b>	<b>1,243,497</b>	<b>2,321,851</b>	<b>25,217</b>	<b>13,534</b>	<b>38,751</b>	

		Liquids bulk			Solids bulk			General freight containers		
Freight		Loaded	Unloaded	Total	Loaded	Unloaded	Total	Loaded	Unloaded	Total
3-NON-METALLIC ORES	25-COMMON SALT	0	0	0	0	0	0	868	0	868
	52-OTHER NON-METALLIC ORES	0	0	0	507,525	26,882	534,407	1,541	162	1,703
<b>Total</b>		<b>0</b>	<b>0</b>	<b>0</b>	<b>507,525</b>	<b>26,882</b>	<b>534,407</b>	<b>2,409</b>	<b>162</b>	<b>2,571</b>
4-FERTILISERS	14-PHOSPHATES	0	0	0	0	37,276	37,276	25	0	25
	15-POTASH	0	0	0	4,155	68,998	73,153	1	0	1
	16-NATURAL AND ARTIFICIAL FERTILISERS	0	37,421	37,421	81,215	89,768	170,983	711	2,742	3,452
<b>Total</b>		<b>0</b>	<b>37,421</b>	<b>37,421</b>	<b>85,37</b>	<b>196,042</b>	<b>281,412</b>	<b>736</b>	<b>2,742</b>	<b>3,478</b>
5-CHEMICAL PRODUCTS	17-CHEMICAL PRODUCTS	1,742,847	180,935	1,923,782	154,789	95,721	250,51	43,498	2,279	45,776
<b>Total</b>		<b>1,742,847</b>	<b>180,935</b>	<b>1,923,782</b>	<b>154,789</b>	<b>95,721</b>	<b>250,51</b>	<b>43,498</b>	<b>2,279</b>	<b>45,776</b>
6-CONSTRUCTION MATERIALS	05-ASPHALT	297,983	54,496	352,479	0	0	0	130	21	151
	18-CEMENT & CLINKER	0	0	0	122,559	0	122,559	10,078	1	10,079
	20-MANUFACTURED CONSTRUCTION MATERIALS	0	0	0	0	0	0	10,669	104	10,773
<b>Total</b>		<b>297,983</b>	<b>54,496</b>	<b>352,479</b>	<b>122,559</b>	<b>0</b>	<b>122,559</b>	<b>20,876</b>	<b>126</b>	<b>21,002</b>
7-AGRICULTURE, LIVESTOCK & FOOD	21-CEREALS & THEIR FLOURS	0	0	0	9,123	502,622	511,745	23,352	214	23,566
	22-SOYA BEANS	0	0	0	0	0	0	0	0	0
	23-FRUITS, VEGETABLES & PULSES	0	0	0	0	0	0	21,37	20	21,389

		Liquids bulk			Solids bulk			General freight containers		
Freight		Loaded	Unloaded	Total	Loaded	Unloaded	Total	Loaded	Unloaded	Total
	24-WINES, BEVERAGES, ALCOHOLS & DERIVATIVES	0	0	0	0	0	0	113,983	1,453	115,436
	27-PRESERVES	0	0	0	0	0	0	26,099	149	26,249
	28-TOBACCO, COCOA, COFFEE AND SPICES	0	0	0	0	0	0	2,078	22	2,1
	29-OILS & FATS	93,835	629,4	723,235	0	0	0	6,253	137	6,391
	30-OTHER FOOD PRODUCTS	0	0	0	0	0	0	29,57	55	29,625
	33-FROZEN & REFRIGERATED FISH	0	0	0	0	0	0	71	372	444
	37-FEED & FODDER	0	0	0	41,092	432,439	473,53	40,46	0	40,46
	<b>Total</b>	<b>93,835</b>	<b>629,4</b>	<b>723,235</b>	<b>50,215</b>	<b>935,06</b>	<b>985,275</b>	<b>263,236</b>	<b>2,423</b>	<b>265,659</b>
8-OTHER GOODS	19-WOOD & CORK	0	0	0	45,799	0	45,799	572	1,794	2,366
	26-PAPER & PULP	0	0	0	0	0	0	1,491	0	1,491
	31-APPLIANCES, TOOLS & SPARE PARTS	0	0	0	0	0	0	6,375	1,114	7,489
	34-OTHER GOODS	0	0	0	0	0	0	37,01	3,601	40,7
	<b>Total</b>	<b>0</b>	<b>0</b>	<b>0</b>	<b>45,799</b>	<b>0</b>	<b>45,799</b>	<b>45,448</b>	<b>6,598</b>	<b>52,046</b>
9-VEHICLES & TRANSPORT ELEMENTS	32-CARS AND THEIR PARTS	0	0	0	0	0	0	2,068	7	2,075

Freight	Liquids bulk			Solids bulk			General freight containers		
	Loaded	Unloaded	Total	Loaded	Unloaded	Total	Loaded	Unloaded	Total
38-TARE OF EQUIPMENT (RO-RO)	0	0	0	0	0	0	0	0	0
39-TARE OF CONTAINERS	0	0	0	0	0	0	94,166	84,967	179,132
<b>Total</b>	<b>0</b>	<b>0</b>	<b>0</b>	<b>0</b>	<b>0</b>	<b>0</b>	<b>96,234</b>	<b>84,973</b>	<b>181,207</b>
<b>Total</b>	<b>8,302,516</b>	<b>15,183,691</b>	<b>23,486,206</b>	<b>2,129,739</b>	<b>2,757,094</b>	<b>4,886,834</b>	<b>527,390</b>	<b>114,304</b>	<b>641,694</b>

## B

Freight	Liquids bulk			Solids bulk			General freight containers		
	Loaded	Unloaded	Total	Loaded	Unloaded	Total	Loaded	Unloaded	Total
01-CRUDE OIL	0	0	0	0	0	0	0	8,066,009	8,066,009
02-FUEL OIL	0	0	0	40	0	40	851,319	693,9	1,545,219
03-DIESEL OIL	0	0	0	62	0	62	1,138,987	325,301	1,464,288
04-GASOLINE	0	0	0	0	0	0	1,676,652	455,311	2,131,963
06-OTHER PETROLEUM PRODUCTS	52	27	79	914	1,329	2,243	1,134,130	345,55	1,479,680
07-PETROLEUM GASES	0	0	0	134	0	134	219,358	228,975	448,333
12-COAL & PETROLEUM COKE	2	0	2	731	23	754	85,859	259,916	345,776
<b>1-ENERGY</b>									

		Liquids bulk			Solids bulk			General freight containers		
Freight		Loaded	Unloaded	Total	Loaded	Unloaded	Total	Loaded	Unloaded	Total
	35-NATURAL GAS	0	0	0	0	0	0	23,121	3,213,686	3,236,807
	51-BIOFUELS	7	0	8	27,915	143	28,057	1,153,347	954,18	2,107,528
	<b>Total</b>	<b>61</b>	<b>28</b>	<b>89</b>	<b>29,796</b>	<b>1,495</b>	<b>31,292</b>	<b>6,282,774</b>	<b>14,542,828</b>	<b>20,825,602</b>
2-IRON AND STEEL	08-IRON ORE	0	31,28	31,28	0	31,28	31,28	0	31,28	31,28
	10-OTHER ORES & METAL WASTE	3	296	298	504	7,327	7,832	1,078,859	1,245,520	2,324,379
	11-SCRAP IRON	5	0	5	5	5,528	5,533	5	10,832	10,837
	13-IRON & STEEL PRODUCTS	287	23,869	24,156	17,813	24,587	42,4	17,813	24,587	42,4
	36-OTHER METAL PRODUCTS	92,215	5	92,22	99,405	261	99,665	99,405	261	99,665
	<b>Total</b>	<b>92,51</b>	<b>55,45</b>	<b>147,96</b>	<b>117,727</b>	<b>68,983</b>	<b>186,711</b>	<b>1,196,082</b>	<b>1,312,480</b>	<b>2,508,562</b>
3-NON-METALLIC ORES	25-COMMON SALT	18	0	18	886	0	886	886	0	886
	52-OTHER NON-METALLIC ORES	579	0	579	2,12	162	2,282	509,645	27,044	536,689
	<b>Total</b>	<b>597</b>	<b>0</b>	<b>597</b>	<b>3,006</b>	<b>162</b>	<b>3,169</b>	<b>510,531</b>	<b>27,044</b>	<b>537,576</b>
4-FERTILISERS	14-PHOSPHATES	0	0	0	25	0	25	25	37,276	37,3
	15-POTASH	0	0	0	1	0	1	4,156	68,998	73,154
	16-NATURAL AND ARTIFICIAL FERTILISERS	33,919	113	34,033	34,63	2,855	37,485	115,845	130,043	245,888
	<b>Total</b>	<b>33,919</b>	<b>113</b>	<b>34,033</b>	<b>34,656</b>	<b>2,855</b>	<b>37,51</b>	<b>120,026</b>	<b>236,317</b>	<b>356,343</b>
5-CHEMICAL PRODUCTS	17-CHEMICAL PRODUCTS	7,55	163	7,712	51,047	2,441	53,489	1,948,684	279,097	2,227,781

		Liquids bulk			Solids bulk			General freight containers		
Freight		Loaded	Unloaded	Total	Loaded	Unloaded	Total	Loaded	Unloaded	Total
<b>Total</b>		<b>7,55</b>	<b>163</b>	<b>7,712</b>	<b>51,047</b>	<b>2,441</b>	<b>53,489</b>	<b>1,948,684</b>	<b>279,097</b>	<b>2,227,781</b>
6-CONSTRUCTION MATERIALS	05-ASPHALT	0	0	0	130	21	151	298,113	54,517	352,63
	18-CEMENT & CLINKER	0	0	0	10,078	1	10,079	132,637	1	132,637
	20-MANUFACTURED CONSTRUCTION MATERIALS	1,111	1,191	2,302	11,78	1,295	13,075	11,78	1,295	13,075
<b>Total</b>		<b>1,111</b>	<b>1,191</b>	<b>2,302</b>	<b>21,988</b>	<b>1,316</b>	<b>23,304</b>	<b>442,53</b>	<b>55,812</b>	<b>498,342</b>
7-AGRICULTURE, LIVESTOCK & FOOD	21-CEREALS & THEIR FLOURS	384	0	384	23,736	214	23,95	32,859	502,835	535,694
	22-SOYA BEANS	10	0	10	10	0	10	10	0	10
	23-FRUITS, VEGETABLES & PULSES	57,413	62,586	120	78,783	62,606	141,389	78,783	62,606	141,389
	24-WINES, BEVERAGES, ALCOHOLS & DERIVATIVES	1,871	22,641	24,512	115,854	24,094	139,948	115,854	24,094	139,948
	27-PRESERVES	8,007	4	8,011	34,106	153	34,259	34,106	153	34,259
	28-TOBACCO, COCOA, COFFEE AND SPICES	2,334	36	2,37	4,412	58	4,47	4,412	58	4,47
	29-OILS & FATS	781	0	781	7,035	137	7,172	100,87	629,537	730,407
	30-OTHER FOOD PRODUCTS	85,098	1,092	86,19	114,667	1,148	115,815	114,667	1,148	115,815
	33-FROZEN & REFRIGERATED FISH	2,469	4,114	6,584	2,541	4,486	7,027	2,541	4,486	7,027
	37-FEED & FODDER	204	0	204	40,664	0	40,664	81,756	432,439	514,195
<b>Total</b>		<b>158,572</b>	<b>90,473</b>	<b>249,045</b>	<b>421,808</b>	<b>92,897</b>	<b>514,705</b>	<b>565,858</b>	<b>1,657,357</b>	<b>2,223,215</b>



		Liquids bulk			Solids bulk			General freight containers		
Freight		Loaded	Unloaded	Total	Loaded	Unloaded	Total	Loaded	Unloaded	Total
8-OTHER GOODS	19-WOOD & CORK	7,661	26	7,687	8,233	1,82	10,052	54,032	1,82	55,851
	26-PAPER & PULP	55	16	70	1,546	16	1,562	1,546	16	1,562
	31-APPLIANCES, TOOLS & SPARE PARTS	2,411	1,926	4,337	8,786	3,04	11,826	8,786	3,04	11,826
	34-OTHER GOODS	6,42	1,754	8,174	43,429	5,445	48,874	43,429	5,445	48,874
	<b>Total</b>	<b>16,546</b>	<b>3,722</b>	<b>20,268</b>	<b>61,994</b>	<b>10,320</b>	<b>72,314</b>	<b>107,793</b>	<b>10,320</b>	<b>118,113</b>
9-VEHICLES & TRANSPORT ELEMENTS	32-CARS AND THEIR PARTS	6,117	3,389	9,506	8,185	3,396	11,581	8,185	3,396	11,581
	38-TARE OF EQUIPMENT (RO-RO)	101,767	84,93	186,697	101,767	84,93	186,697	101,767	84,93	186,697
	39-TARE OF CONTAINERS	0	0	0	94,166	84,967	179,132	94,166	84,967	179,132
	<b>Total</b>	<b>107,884</b>	<b>88,319</b>	<b>196,203</b>	<b>204,118</b>	<b>173,292</b>	<b>377,410</b>	<b>204,118</b>	<b>173,292</b>	<b>377,410</b>
<b>Total</b>		<b>418,750</b>	<b>239,459</b>	<b>658,209</b>	<b>946,14</b>	<b>353,762</b>	<b>1,299,903</b>	<b>11,378,395</b>	<b>18,294,548</b>	<b>29,672,943</b>

## CLASSIFICATION OF FREIGHT IN TRANSIT BY NATURE

		Liquids bulk			Solids bulk			General freight containers		
Freight		Loaded	Unloaded	Total	Loaded	Unloaded	Total	Loaded	Unloaded	Total
1-POWER PRODUCTS	01-CRUDE OIL	0	0	0	0	0	0	0	0	0
	02-FUEL OIL	0	0	0	0	0	0	0	0	0
	03-DIESEL OIL	0	0	0	3,999	72,976	76,976	3,999	72,976	76,976
	04-GASOLINE	0	0	0	397,349	404,31	801,66	397,349	404,31	801,66
	06-OTHER PETROLEUM PRODUCTS	0	0	0	6,961	13,691	20,652	6,961	13,691	20,652

		Liquids bulk			Solids bulk			General freight containers		
	Freight	Loaded	Unloaded	Total	Loaded	Unloaded	Total	Loaded	Unloaded	Total
	07-ENERGETIC PETROLEUM GASES	0	0	0	0	0	0	0	0	0
	12-STEAM COAL & PETROLEUM COKE	0	0	0	22,683	35	57,683	22,683	35	57,683
	35-NATURAL GAS AND OTHER GASES	0	0	0	0	0	0	0	0	0
	51-BIOFUEL	286,568	213,537	500,105	635,86	682,97	1,318,830	922,428	896,507	1,818,935
	<b>Total</b>	<b>286,568</b>	<b>213,537</b>	<b>500,105</b>	<b>1,066,852</b>	<b>1,208,948</b>	<b>2,275,800</b>	<b>1,353,420</b>	<b>1,422,485</b>	<b>2,775,905</b>
2-SIDE-RURGICAL & METALLURGIC PRODUCTS	08-IRON ORE	0	0	0	0	0	0	0	0	0
	10-OTHER MINERAL PRODUCTS	0	0	0	54,511	66,237	120,748	54,511	66,237	120,748
	11-SCRAP IRON	0	0	0	0	0	0	0	0	0
	13-IRON PRODUCTS	0	0	0	0	0	0	0	0	0
	36-OTHER METALLURGIC PRODUCTS	0	0	0	0	0	0	0	0	0
	<b>Total</b>	<b>0</b>	<b>0</b>	<b>0</b>	<b>54,511</b>	<b>66,237</b>	<b>120,748</b>	<b>54,511</b>	<b>66,237</b>	<b>120,748</b>
3-NON-METALLIC ORES	25-COMMON SALT	0	0	0	0	0	0	0	0	0
	52-OTHER NON-METALLIC ORES	0	0	0	0	0	0	0	0	0
	<b>Total</b>	<b>0</b>	<b>0</b>	<b>0</b>	<b>0</b>	<b>0</b>	<b>0</b>	<b>0</b>	<b>0</b>	<b>0</b>
4-FERTILISERS	14-PHOSPHATES	0	0	0	0	0	0	0	0	0
	15-POTASH	0	0	0	0	0	0	0	0	0
	16-NATURAL AND ARTIFICIAL FERTILISERS	0	0	0	0	0	0	0	0	0

		Liquids bulk			Solids bulk			General freight containers		
	Freight	Loaded	Unloaded	Total	Loaded	Unloaded	Total	Loaded	Unloaded	Total
	<b>Total</b>	<b>0</b>	<b>0</b>	<b>0</b>	<b>0</b>	<b>0</b>	<b>0</b>	<b>0</b>	<b>0</b>	<b>0</b>
5-CHEMICAL PRODUCTS	17-CHEMICAL PRODUCTS	0	0	0	0	0	0	0	0	0
	<b>Total</b>	<b>0</b>	<b>0</b>	<b>0</b>	<b>0</b>	<b>0</b>	<b>0</b>	<b>0</b>	<b>0</b>	<b>0</b>
6-CONSTRUCTION MATERIALS	05-ASPHALT	0	0	0	0	0	0	0	0	0
	18-CEMENT & CLINKER	0	0	0	0	0	0	0	0	0
	20-MANUFACTURED CONSTRUCTION MATERIALS	0	0	0	0	0	0	0	0	0
	<b>Total</b>	<b>0</b>	<b>0</b>	<b>0</b>	<b>0</b>	<b>0</b>	<b>0</b>	<b>0</b>	<b>0</b>	<b>0</b>
7-AGRICULTURE, LIVESTOCK & FOOD	21-CEREALS & THEIR FLOURS	0	0	0	0	0	0	0	0	0
	22-SOYA BEANS	0	0	0	0	0	0	0	0	0
	23-FRUITS, VEGETABLES & PULSES	0	0	0	0	0	0	0	0	0
	24-WINES, BEVERAGES, ALCOHOLS & DERIVATIVES	0	0	0	0	0	0	0	0	0
	27-PRESERVES	0	0	0	0	0	0	0	0	0
	28-TOBACCO, COCOA, COFFEE AND SPICES	0	0	0	0	0	0	0	0	0
	29-OILS & FATS	6,994	0	6,994	12,037	18,386	30,422	19,031	18,386	37,416
	30-OTHER FOOD PRODUCTS	0	0	0	0	0	0	0	0	0
	33-FROZEN & REFRIGERATED FISH	0	0	0	0	0	0	0	0	0
37-FEED & FODDER	0	0	0	0	0	0	0	0	0	
	<b>Total</b>	<b>6,994</b>	<b>0</b>	<b>6,994</b>	<b>12,037</b>	<b>18,386</b>	<b>30,422</b>	<b>19,031</b>	<b>18,386</b>	<b>37,416</b>

		Liquids bulk			Solids bulk			General freight containers		
	Freight	Loaded	Unloaded	Total	Loaded	Unloaded	Total	Loaded	Unloaded	Total
8-OTHER GOODS	19-WOOD & CORK	0	0	0	0	0	0	0	0	0
	26-PAPER & PULP	0	0	0	0	0	0	0	0	0
	31-MACHINERY, TOOLS AND SPARES	0	0	0	0	0	0	0	0	0
	34-OTHER GOODS	0	0	0	0	0	0	0	0	0
	<b>Total</b>	<b>0</b>	<b>0</b>	<b>0</b>	<b>0</b>	<b>0</b>	<b>0</b>	<b>0</b>	<b>0</b>	<b>0</b>
9-VEHICLES & TRANSPORT ELEMENTS	32-CARS AND THEIR PARTS	0	0	0	0	0	0	0	0	0
	38-RO-RO TRAFFIC TARE WEIGHTS	0	3	3	0	0	0	0	3	3
	39-CONTAINERS TARE	0	0	0	0	0	0	0	0	0
	<b>Total</b>	<b>0</b>	<b>3</b>	<b>3</b>	<b>0</b>	<b>0</b>	<b>0</b>	<b>0</b>	<b>3</b>	<b>3</b>
<b>Total</b>		<b>293,562</b>	<b>213,540</b>	<b>507,102</b>	<b>1,133,400</b>	<b>1,293,571</b>	<b>2,426,971</b>	<b>1,426,962</b>	<b>1,507,111</b>	<b>2,934,073</b>

## CLASSIFICATION OF FREIGHT IN TRANSIT BY NATURE AND FORMAT

## A

		Liquids bulk			Solids bulk			General freight containers		
	Freight	Loaded	Unloaded	Total	Loaded	Unloaded	Total	Loaded	Unloaded	Total
1-ENERGY	01-CRUDE OIL	0	0	0	0	0	0	0	0	0
	02-FUEL OIL	0	0	0	0	0	0	0	0	0
	03-DIESEL OIL	3,999	72,976	76,976	0	0	0	0	0	0
	04-GASOLINE	397,349	404,31	801,66	0	0	0	0	0	0
	06-OTHER PETROLEUM PRODUCTS	6,961	13,691	20,652	0	0	0	0	0	0



		Liquids bulk			Solids bulk			General freight containers		
	Freight	Loaded	Unloaded	Total	Loaded	Unloaded	Total	Loaded	Unloaded	Total
6-CONSTRUCTION MATERIALS	05-ASPHALT	0	0	0	0	0	0	0	0	0
	18-CEMENT & CLINKER	0	0	0	0	0	0	0	0	0
	20-MANUFACTURED CONSTRUCTION MATERIALS	0	0	0	0	0	0	0	0	0
	<b>Total</b>	<b>0</b>	<b>0</b>	<b>0</b>	<b>0</b>	<b>0</b>	<b>0</b>	<b>0</b>	<b>0</b>	<b>0</b>
7-AGRICULTURE, LIVESTOCK & FOOD	21-CEREALS & THEIR FLOURS	0	0	0	0	0	0	0	0	0
	22-SOYA BEANS	0	0	0	0	0	0	0	0	0
	23-FRUITTS, VEGETABLES & PULSES	0	0	0	0	0	0	0	0	0
	24-WINES, BEVERAGES, ALCOHOLS & DERIVATIVES	0	0	0	0	0	0	0	0	0
	27-PRESERVES	0	0	0	0	0	0	0	0	0
	28-TOBACCO, COCOA, COFFEE AND SPICES	0	0	0	0	0	0	0	0	0
	29-OILS & FATS	19,031	18,386	37,416	0	0	0	0	0	0
	30-OTHER FOOD PRODUCTS	0	0	0	0	0	0	0	0	0
	33-FROZEN & REFRIGERATED FISH	0	0	0	0	0	0	0	0	0
	37-FEED & FODDER	0	0	0	0	0	0	0	0	0
	<b>Total</b>	<b>19,031</b>	<b>18,386</b>	<b>37,416</b>	<b>0</b>	<b>0</b>	<b>0</b>	<b>0</b>	<b>0</b>	<b>0</b>

		Liquids bulk			Solids bulk			General freight containers		
Freight		Loaded	Unloaded	Total	Loaded	Unloaded	Total	Loaded	Unloaded	Total
8-OTHER GOODS	19-WOOD & CORK	0	0	0	0	0	0	0	0	0
	26-PAPER & PULP	0	0	0	0	0	0	0	0	0
	31-APPLIANCES, TOOLS & SPARE PARTS	0	0	0	0	0	0	0	0	0
	34-OTHER GOODS	0	0	0	0	0	0	0	0	0
<b>Total</b>		<b>0</b>	<b>0</b>	<b>0</b>	<b>0</b>	<b>0</b>	<b>0</b>	<b>0</b>	<b>0</b>	<b>0</b>
9-VEHICLES & TRANSPORT ELEMENTS	32-CARS AND THEIR PARTS	0	0	0	0	0	0	0	0	0
	38-TARE OF EQUIPMENT (RO-RO)	0	0	0	0	0	0	0	0	0
	39-TARE OF CONTAINERS	0	0	0	0	0	0	0	0	0
	<b>Total</b>	<b>0</b>	<b>0</b>	<b>0</b>	<b>0</b>	<b>0</b>	<b>0</b>	<b>0</b>	<b>0</b>	<b>0</b>
<b>Total</b>		<b>1,349,768</b>	<b>1,405,871</b>	<b>2,755,639</b>	<b>77,194</b>	<b>101,237</b>	<b>178,431</b>	<b>0</b>	<b>0</b>	<b>0</b>

## B

		Liquids bulk			Solids bulk			General freight containers		
Freight		Loaded	Unloaded	Total	Loaded	Unloaded	Total	Loaded	Unloaded	Total
1-ENERGY	01-CRUDE OIL	0	0	0	0	0	0	0	0	0
	02-FUEL OIL	0	0	0	0	0	0	0	0	0
	03-DIESEL OIL	0	0	0	0	0	0	3,999	72,976	76,976
	04-GASOLINE	0	0	0	0	0	0	397,349	404,31	801,66
	06-OTHER PETROLEUM PRODUCTS	0	0	0	0	0	0	6,961	13,691	20,652
	07-PETROLEUM GASES	0	0	0	0	0	0	0	0	0

Freight	Liquids bulk			Solids bulk			General freight containers		
	Loaded	Unloaded	Total	Loaded	Unloaded	Total	Loaded	Unloaded	Total
12-COAL & PE-TROLEUM COKE	0	0	0	0	0	0	22,683	35	57,683
35-NATURAL GAS	0	0	0	0	0	0	0	0	0
51-BIOFUELS	0	0	0	0	0	0	922,428	896,507	1,818,935
<b>Total</b>	<b>0</b>	<b>0</b>	<b>0</b>	<b>0</b>	<b>0</b>	<b>0</b>	<b>1,353,420</b>	<b>1,422,485</b>	<b>2,775,905</b>
2-IRON AND STEEL	08-IRON ORE	0	0	0	0	0	0	0	0
	10-OTHER ORES & METAL WASTE	0	0	0	0	0	54,511	66,237	120,748
	11-SCRAP IRON	0	0	0	0	0	0	0	0
	13-IRON & STEEL PRODUCTS	0	0	0	0	0	0	0	0
	36-OTHER METAL PRODUCTS	0	0	0	0	0	0	0	0
<b>Total</b>	<b>0</b>	<b>0</b>	<b>0</b>	<b>0</b>	<b>0</b>	<b>0</b>	<b>54,511</b>	<b>66,237</b>	<b>120,748</b>
3-NON-METALLIC ORES	25-COMMON SALT	0	0	0	0	0	0	0	0
	52-OTHER NON-METALLIC ORES	0	0	0	0	0	0	0	0
<b>Total</b>	<b>0</b>	<b>0</b>	<b>0</b>	<b>0</b>	<b>0</b>	<b>0</b>	<b>0</b>	<b>0</b>	<b>0</b>
4-FERTILISERS	14-PHOSPHATES	0	0	0	0	0	0	0	0
	15-POTASH	0	0	0	0	0	0	0	0
	16-NATURAL AND ARTIFICIAL FERTILISERS	0	0	0	0	0	0	0	0
<b>Total</b>	<b>0</b>	<b>0</b>	<b>0</b>	<b>0</b>	<b>0</b>	<b>0</b>	<b>0</b>	<b>0</b>	<b>0</b>
5-CHEMICAL PRODUCTS	17-CHEMICAL PRODUCTS	0	0	0	0	0	0	0	0
<b>Total</b>	<b>0</b>	<b>0</b>	<b>0</b>	<b>0</b>	<b>0</b>	<b>0</b>	<b>0</b>	<b>0</b>	<b>0</b>



	Freight	Liquids bulk			Solids bulk			General freight containers		
		Loaded	Unloaded	Total	Loaded	Unloaded	Total	Loaded	Unloaded	Total
6-CONSTRUCTION MATERIALS	05-ASPHALT	0	0	0	0	0	0	0	0	0
	18-CEMENT & CLINKER	0	0	0	0	0	0	0	0	0
	20-MANUFACTURED CONSTRUCTION MATERIALS	0	0	0	0	0	0	0	0	0
	<b>Total</b>	<b>0</b>	<b>0</b>	<b>0</b>	<b>0</b>	<b>0</b>	<b>0</b>	<b>0</b>	<b>0</b>	<b>0</b>
7-AGRICULTURE, LIVESTOCK & FOOD	21-CEREALS & THEIR FLOURS	0	0	0	0	0	0	0	0	0
	22-SOYA BEANS	0	0	0	0	0	0	0	0	0
	23-FRUITS, VEGETABLES & PULSES	0	0	0	0	0	0	0	0	0
	24-WINES, BEVERAGES, ALCOHOLS & DERIVATIVES	0	0	0	0	0	0	0	0	0
	27-PRESERVES	0	0	0	0	0	0	0	0	0
	28-TOBACCO, COCOA, COFFEE AND SPICES	0	0	0	0	0	0	0	0	0
	29-OILS & FATS	0	0	0	0	0	0	19,031	18,386	37,416
	30-OTHER FOOD PRODUCTS	0	0	0	0	0	0	0	0	0
	33-FROZEN & REFRIGERATED FISH	0	0	0	0	0	0	0	0	0
37-FEED & FODDER	0	0	0	0	0	0	0	0	0	
<b>Total</b>	<b>0</b>	<b>0</b>	<b>0</b>	<b>0</b>	<b>0</b>	<b>0</b>	<b>19,031</b>	<b>18,386</b>	<b>37,416</b>	
8-OTHER GOODS	19-WOOD & CORK	0	0	0	0	0	0	0	0	0
	26-PAPER & PULP	0	0	0	0	0	0	0	0	0
	31-APPLIANCES, TOOLS & SPARE PARTS	0	0	0	0	0	0	0	0	0
	34-OTHER GOODS	0	0	0	0	0	0	0	0	0

Freight	Liquids bulk			Solids bulk			General freight containers		
	Loaded	Unloaded	Total	Loaded	Unloaded	Total	Loaded	Unloaded	Total
<b>Total</b>	<b>0</b>	<b>0</b>	<b>0</b>	<b>0</b>	<b>0</b>	<b>0</b>	<b>0</b>	<b>0</b>	<b>0</b>
9-VEHICLES & TRANSPORT ELEMENTS	32-CARS AND THEIR PARTS	0	0	0	0	0	0	0	0
	38-TARE OF EQUIPMENT (RO-RO)	0	3	3	0	3	3	0	3
	39-TARE OF CONTAINERS	0	0	0	0	0	0	0	0
<b>Total</b>	<b>0</b>	<b>3</b>	<b>3</b>	<b>0</b>	<b>3</b>	<b>3</b>	<b>0</b>	<b>3</b>	<b>3</b>
<b>Total</b>	<b>0</b>	<b>3</b>	<b>3</b>	<b>0</b>	<b>3</b>	<b>3</b>	<b>1,426,962</b>	<b>1,507,111</b>	<b>2,934,073</b>

## Roll-on / roll-off traffic

### SUMMARY OF TRAFFIC

		Domestic	Foreign	Total
Loaded	By containers	40,915	0	<b>40,915</b>
	By other means	278,897	20,095	<b>298,992</b>
	<b>Total</b>	<b>319,812</b>	<b>20,095</b>	<b>339,907</b>
Unloaded	By containers	12,052	0	<b>12,052</b>
	By other means	157,124	0	<b>157,124</b>
	<b>Total</b>	<b>169,176</b>	<b>0</b>	<b>169,176</b>

		Domestic	Foreign	Total
Loaded and Unloaded	By containers	52,968	0	52,968
	By other means	436,021	20,095	456,116
	<b>Total</b>	<b>488,989</b>	<b>20,095</b>	<b>509,083</b>

## MULTI-MODAL ROLL-ON/ROLL-OFF TRANSPORT UNITS

Tipo	Domestic			Foreign			Total		
	Loaded	Unloaded	Total	Loaded	Unloaded	Total	Loaded	Unloaded	Total
<b>ACCOMPANIED</b>	227	185	<b>412</b>	1	0	<b>1</b>	228	185	<b>413</b>
Articulated lorry	0	0	<b>0</b>	0	0	<b>0</b>	0	0	<b>0</b>
Rigid lorry	225	184	<b>409</b>	0	0	<b>0</b>	225	184	<b>409</b>
Road train	2	1	<b>3</b>	1	0	<b>1</b>	3	1	<b>4</b>
<b>UNACCOMPANIED</b>	13,120	10,390	<b>23,510</b>	0	0	<b>0</b>	13,120	10,390	<b>23,510</b>
Trailer, semi-trailer and platform (suitable for land transport)	13,120	10,390	<b>23,510</b>	0	0	<b>0</b>	13,120	10,390	<b>23,510</b>
<b>OTHERS</b>	163	84	<b>247</b>	0	0	<b>0</b>	163	84	<b>247</b>
Cab unit	52	39	<b>91</b>	0	0	<b>0</b>	52	39	<b>91</b>
Van	111	45	<b>156</b>	0	0	<b>0</b>	111	45	<b>156</b>
Roll trailer and other equipment (not suitable for land transport)	0	0	<b>0</b>	0	0	<b>0</b>	0	0	<b>0</b>
<b>Total</b>	<b>13,510</b>	<b>10,659</b>	<b>24,169</b>	<b>1</b>	<b>0</b>	<b>1</b>	<b>13,511</b>	<b>10,659</b>	<b>24,170</b>

## VEHICLE UNITS BY FREIGHT TYPE

Type	Domestic			Foreign			Total		
	Loaded	Unloaded	Total	Loaded	Unloaded	Total	Loaded	Unloaded	Total
Coaches/buses	13	5	18	0	0	0	13	5	18
Passanger cars	1,526	870	2,396	0	0	0	1,526	870	2,396
Lorries	396	128	524	0	0	0	396	128	524
Special vehicles	115	152	267	0	0	0	115	152	267
Motorcycles	1,204	132	1,336	0	0	0	1,204	132	1,336
<b>Total</b>	<b>3,254</b>	<b>1,287</b>	<b>4,541</b>	<b>0</b>	<b>0</b>	<b>0</b>	<b>3,254</b>	<b>1,287</b>	<b>4,541</b>

## Internal traffic

Goods	Loaded	Unloaded	Total
Acyclic alcohols and their derivatives	0	0	0
Udenatured Ethyl Alcohol	0	0	0
Ketones and quinones	0	0	0
Non-calcined Petroleum coke	0	0	0
Butane and propane	0	0	0
Liquid bulks			
Oils and other products from distillation	5,495	5,485	10,981
Soya oil and its fractions, bulk	0	0	0
Sunflower, safflower and cottonseed oils	0	0	0
Palm oil and its fractions, bulk	0	0	0
Sulphuric acid, oleum	10,000	10,002	20,001

Goods	Loaded	Unloaded	Total
Liquid bulks			
Crude petroleum oil	0	0	0
Petroleum gas and other hydrocarbons	0	0	0
Gasoline and refined petroleum	0	0	0
Diesel	0	0	0
Biofuel	0	0	0
Urea	0	0	0
Greases and vegetable oil	0	0	0
Mineral or chemical nitrogen fertilisers	0	0	0
Diphosphorus pentaoxide, phosphoric acid	0	0	0
Other general goods	0	0	0
Other Bulk liquids	0	0	0
Phenols, phenol-alcohols	0	0	0
Cyclic hydrocarbons	0	0	0
Sodium hydroxide (caustic soda)	0	0	0
Naphthas	0	0	0
Anhydrous ammonia or in aqueous solution	0	0	0
Fuel	0	17,098	17,098
Ethers, ether-alcohols, ether-phenols	0	0	0
Biodiesel and its mixtures	20,373	20,910	41,283
Biodiésel y sus mezclas	20.373	20.910	41.283
<b>TOTAL</b>	<b>35.868</b>	<b>53.495</b>	<b>89.363</b>

Mercancías	Embarcados	Desembarcados	Total	
Dry bulks without special installation	Salt (including table and denatures salt)	0	0	0
	Vegetable materials, waste, residues	0	0	0
	Corn	0	0	0
	Barley	0	0	0
	Hydraulic cements, in bulk	0	0	0
	Press cakes and other solid waste	0	0	0
	Non-calcined petroleum coke	0	0	0
	Iron ore concentrates	0	0	0
	Carbonates, peroxocarbonates	0	0	0
	Urea	0	0	0
	Other slags and ashes	0	0	0
	Waste and scrap	0	0	0
	Coal, briquettes, ovoids, fuel	0	0	0
	Wheat and meslin seed	0	0	0
	Mineral or chemical nitrogen fertilisers	0	0	0
	Mineral or chemical fertilisers	0	0	0
	Other bulk solids	0	0	0
	Copper ores and their concentrates	0	0	0
Zinc ores and other concentrates	0	0	0	
Titanium ores and their concentrates	0	0	0	

Mercancías	Embarcados	Desembarcados	Total	
Dry bulks without special installation	Sulphates, alums, peroxosulphates	0	0	0
	Ammonium sulphate	0	0	0
	Wood, sawdust, waste and scraps of wood	0	0	0
	Potassium chloride	0	0	0
<b>Total</b>	<b>0</b>	<b>0</b>	<b>0</b>	
General cargo	Tares of trailers and semi-trailers	0	0	0
	Particle boards and similar	0	0	0
	Tares of containers and tanks	0	0	0
	Tares of motor vehicles	0	0	0
	Nitrates, except strontium	0	0	0
	Salt (including table and denatured salt)	0	0	0
	Fruit juices or other fruits	0	0	0
	Bananas, including plantains	0	0	0
	Acyclic alcohols and their derivatives	0	0	0
	Apricots	0	0	0
	Vegetable materials, waste, residues	0	0	0
	Raw coniferous wood	0	0	0
	Raw eucalyptus wood	0	0	0
	Fresh apples	0	0	0
Corn	0	0	0	

Mercancías	Embarcados	Desembarcados	Total	
General cargo	Fruit, nuts and other plant parts	0	0	0
	Malt beer, packaged	0	0	0
	Onions, shallots, garlic, leeks	0	0	0
	Barley	0	0	0
	Hydraulic cements, in bulk	0	0	0
	Ketones and quinones	0	0	0
	Prepared or preserved tomatoes	0	0	0
	Fresh and refrigerated tomatoes	0	0	0
	Press cakes and other solid waste	0	0	0
	Passenger cars and other vehicles	0	0	0
	Non-calcinated petroleum coke	0	0	0
	Refined copper and copper alloys	0	0	0
	Empty containers and tanks	0	0	0
	Food preparations not previously listed	0	0	0
	Flat-rolled iron products	0	0	0
	Oils and other products from distillation	0	0	0
	Soya oil and its fractions, bulk	0	0	0
	Sunflower, safflower and cottonseed oils	0	0	0
	Sulfuric acid, óleum	0	0	0
	Petroleum oils	0	0	0



Mercancías	Embarcados	Desembarcados	Total	
General cargo	Carbonates, peroxocarbonates	0	0	0
	Petroleum gas and other hydrocarbons	0	0	0
	Diesel	0	0	0
	Urea	0	0	0
	Passage	0	0	0
	Other prepared or preserved vegetables	0	0	0
	Other vegetables including wild	0	0	0
	Waste and scrap	0	0	0
	Bird's eggs, not in shell	0	0	0
	Coal, briquettes, ovoids, fuel	0	0	0
	Wheat and meslin seed	0	0	0
	Melons, watermelons and papayas, fresh	0	0	0
	Asphalt-based bituminous mixtures	0	0	0
	Fresh or dried citrus fruits	0	0	0
	Mineral or chemical nitrogen fertilisers	0	0	0
	Mineral or chemical fertilisers	0	0	0
	Iron and non-alloy steel sections	0	0	0
	Diphosphorus pentaoxide, phosphoric acid	0	0	0
	Trailers, semi-trailers and platforms	0	0	0
Other general freight	0	0	0	

Mercancías	Embarcados	Desembarcados	Total
Other bulk solids	0	0	0
Other bulk liquids	0	0	0
Cyclic hydrocarbons	0	0	0
Sodium hydroxide (caustic soda)	0	0	0
Copper ores and their concentrates	0	0	0
Titanium ores and their concentrates	0	0	0
Sulphates, alums, peroxosulphates	0	0	0
Wood, sawdust, waste and scraps of wood	0	0	0
Naphthas	0	0	0
Crustaceans, including shelled, live	0	0	0
Anhydrous ammonia or in aqueous solution	0	0	0
Empty vehicles and cars	0	0	0
Fuel	0	0	0
Ethers, ether-alcohols, ether-phenols	0	0	0
Biodiesel and its mixtures	0	0	0
TOTAL	0	0	0
<b>TOTAL</b>	<b>35,868</b>	<b>53,495</b>	<b>89,363</b>

## Provisions

Concepts	Tonnes
Liquid Fuels	135,613
Water	21,139
Ice	0.00
Provisions	0.00
Others	0.00
<b>Total</b>	<b>156,752</b>

## Fish caught

TYPES	WEIGHT (kg)	FIRST SALE VALUE (euros)
MOLLUSKS	73,416.25	512,299.79
CRUSTACEANS	32,489.70	348,025.26
FISHS	56,046.35	206,888.41
<b>Total</b>	<b>161,952.30</b>	<b>1,067,213.46</b>

## Container traffic

### 20- foot containers

		Domestic		Foreign		Total	
		Number	Tonnes	Number	Tonnes	Number	Tonnes
Loaded	With cargo	3,685	82,753	833	20,759	4,518	103,512
	Empty	82	205	4	17	86	222
	<b>Total</b>	<b>3,767</b>	<b>82,958</b>	<b>837</b>	<b>20,776</b>	<b>4,604</b>	<b>103,734</b>

		Domestic		Foreign		Total	
		Number	Tonnes	Number	Tonnes	Number	Tonnes
Unloaded	With cargo	105	2,079	393	9,390	498	11,469
	Empty	4,084	8,694	103	223	4,187	8,917
	<b>Total</b>	<b>4,189</b>	<b>10,773</b>	<b>496</b>	<b>9,613</b>	<b>4,685</b>	<b>20,386</b>
<b>Total</b>		<b>7,956</b>	<b>93,731</b>	<b>1,333</b>	<b>30,389</b>	<b>9,289</b>	<b>124,120</b>

### Containers over 20 feet

		Domestic		Foreign		Total	
		Number	Tonnes	Number	Tonnes	Number	Tonnes
Loaded	With cargo	12,429	246,413	6,974	177,235	19,403	423,647
	Empty	0	0	2	8	2	8
	<b>Total</b>	<b>12,429</b>	<b>246,413</b>	<b>6,976</b>	<b>177,243</b>	<b>19,405</b>	<b>423,4655</b>
Unloaded	Loaded	1,113	18,367	243	6,386	1,356	24,753
	Empty	14,461	64,939	911	4,227	15,372	69,165
	<b>Total</b>	<b>15,574</b>	<b>83,306</b>	<b>1,154</b>	<b>10,612</b>	<b>16,728</b>	<b>93,918</b>
<b>Total</b>		<b>28,003</b>	<b>329,718</b>	<b>8,130</b>	<b>187,855</b>	<b>36,133</b>	<b>517,574</b>

### Total containers of 20 feet or more

		Domestic		Foreign		Total	
		Domestic	Foreign	Total	Toneladas	Número	Toneladas
Loaded	With cargo	16,114	329,166	7,807	197,994	23,921	527,160
	Empty	82	205	6	25	88	230
	<b>Total</b>	<b>16,196</b>	<b>329,371</b>	<b>7,813</b>	<b>198,019</b>	<b>24,009</b>	<b>527,390</b>

		Domestic		Foreign		Total	
		Domestic	Foreign	Total	Toneladas	Número	Toneladas
Unloaded	With cargo	1,218	20,446	636	15,776	1,854	36,222
	Empty	18,545	73,632	1,014	4,450	19,559	78,082
	<b>Total</b>	<b>19,763</b>	<b>94,078</b>	<b>1,650</b>	<b>20,226</b>	<b>21,413</b>	<b>114,304</b>
<b>Total</b>		<b>35,959</b>	<b>423,449</b>	<b>9,463</b>	<b>218,245</b>	<b>45,422</b>	<b>641,694</b>

### Containers of 20 feet or more in transit

		Domestic		Foreign		Total	
		Number	Tonnes	Number	Tonnes	Number	Tonnes
Loaded	With cargo	0	0	0	0	0	0
	Empty	0	0	0	0	0	0
	<b>Total</b>	<b>0</b>	<b>0</b>	<b>0</b>	<b>0</b>	<b>0</b>	<b>0</b>
Unloaded	With cargo	0	0	0	0	0	0
	Empty	0	0	0	0	0	0
	<b>Total</b>	<b>0</b>	<b>0</b>	<b>0</b>	<b>0</b>	<b>0</b>	<b>0</b>
<b>Total</b>		<b>0</b>	<b>0</b>	<b>0</b>	<b>0</b>	<b>0</b>	<b>0</b>

### Total 20-foot equivalent unit (TEUS) containers

		Domestic		Foreign		Total	
		TEUs	Tonnes	TEUs	Tonnes	TEUs	Tonnes
Loaded	With cargo	29,437	329,166	15,111	197,994	44,548	527,160
	Empty	82	205	8	25	90	230
	<b>Total</b>	<b>29,519</b>	<b>329,371</b>	<b>15,119</b>	<b>198,019</b>	<b>44,638</b>	<b>527,390</b>

		Domestic		Foreign		Total	
		TEUs	Tonnes	TEUs	Tonnes	TEUs	Tonnes
Unloaded	With cargo	2,369	20,446	888	15,776	3,257	36,222
	Empty	33,975	73,632	1,932	4,450	35,907	78,082
	<b>Total</b>	<b>36,344</b>	<b>94,078</b>	<b>2,820</b>	<b>20,226</b>	<b>39,164</b>	<b>114,304</b>
<b>Total</b>		<b>65,863</b>	<b>423,449</b>	<b>17,939</b>	<b>218,245</b>	<b>83,802</b>	<b>641,694</b>

### 20-foot equivalent unit (TEUS) containers in transit

		Domestic		Foreign		Total	
		Number	Tonnes	Number	Tonnes	Number	Tonnes
Loaded	With cargo	0	0	0	0	0	0
	Empty	0	0	0	0	0	0
	<b>Total</b>	<b>0</b>	<b>0</b>	<b>0</b>	<b>0</b>	<b>0</b>	<b>0</b>
Unloaded	With cargo	0	0	0	0	0	0
	Empty	0	0	0	0	0	0
	<b>Total</b>	<b>0</b>	<b>0</b>	<b>0</b>	<b>0</b>	<b>0</b>	<b>0</b>
<b>Total</b>		<b>0</b>	<b>0</b>	<b>0</b>	<b>0</b>	<b>0</b>	<b>0</b>

### Freight transported in containers classified by their nature

Freight		Domestic			Foreign			Total		
		Loaded	Unloaded	Total	Loaded	Unloaded	Total	Loaded	Unloaded	Total
1 - Energy	01 - Crude oil									
	02 - Fuel oil	40		40				40		40

		Domestic			Foreign			Total		
Freight	Loaded	Unloaded	Total	Loaded	Unloaded	Total	Loaded	Unloaded	Total	
	03 - Gas oil	62		<b>62</b>				62		<b>62</b>
	04 - Petrol									
	06 -Other petroleum products	862	1,302	<b>2,164</b>				862	1,302	<b>2,164</b>
	7 - Energetic petroleum gases	134		<b>134</b>				134		<b>134</b>
	12 - Steam coal and petroleum coke	87		<b>87</b>	296	51	<b>347</b>	624	51	<b>675</b>
	35 - Natural gas									
	51 - Biofuel	27,907	120	<b>28,027</b>	0	23	<b>23</b>	27,907	142	<b>28,050</b>
<b>Total</b>	<b>29,092</b>	<b>1,422</b>	<b>30,514</b>	<b>643</b>	<b>46</b>	<b>689</b>	<b>29,735</b>	<b>1,468</b>	<b>31,203</b>	
2 - Iron and steel	8 - Iron ore									
	10 - Other mineral ores	2	83	<b>85</b>	500	6,948	<b>7,448</b>	502	7,031	<b>7,533</b>
	11 - Scrap iron		5,528	<b>5,528</b>					5,528	<b>5,528</b>
	13 - Iron products	17,526	346	<b>17,872</b>		372	<b>372</b>	17,526	718	<b>18,245</b>
	36 - Other metallurgic products	224	62	<b>286</b>	6,965	193	<b>7,159</b>	7,189	256	<b>7,445</b>
<b>Total</b>	<b>17,752</b>	<b>6,020</b>	<b>23,771</b>	<b>7,466</b>	<b>7,514</b>	<b>14,980</b>	<b>25,217</b>	<b>13,534</b>	<b>38,751</b>	
3 - Non-metallic ores	25 - Salt	722		<b>722</b>	146		<b>146</b>	868		<b>868</b>
	52 - Other non-metallic minerals	1,363	162	<b>1,525</b>	179		<b>179</b>	1,541	162	<b>1,703</b>
<b>Total</b>	<b>2,085</b>	<b>162</b>	<b>2,247</b>	<b>324</b>	<b>0</b>	<b>324</b>	<b>2,409</b>	<b>162</b>	<b>2,571</b>	

		Domestic			Foreign			Total		
Freight		Loaded	Unloaded	Total	Loaded	Unloaded	Total	Loaded	Unloaded	Total
4 - Fertilisers	14 - Phosphates	25		25				25		25
	15 - Potash	1		1				1		1
	16 - Natural and artificial fertilizers	711		711	2,742		2,742	711	2,742	3,452
	<b>Total</b>	<b>736</b>		<b>736</b>		<b>2,742</b>	<b>2,742</b>	<b>736</b>	<b>2,742</b>	<b>3,478</b>
5 - Chemical products	17 - Chemical products	24,053	1,062	25,660	19,445	671	20,116	43,498	2,279	45,776
	<b>Total</b>	<b>24,053</b>	<b>1,062</b>	<b>25,660</b>	<b>19,445</b>	<b>671</b>	<b>20,116</b>	<b>43,498</b>	<b>2,279</b>	<b>45,776</b>
6 - Constructions materials	5 - Asphalt	130	21	151				130	21	151
	18 - Cement and clinker	10,078	1	10,079				10,078	1	10,079
	20 - Manufactured building materials	10,625	26	10,651	44	78	121	10,669	104	10,773
	<b>Total</b>	<b>20,833</b>	<b>48</b>	<b>20,880</b>	<b>44</b>	<b>78</b>	<b>121</b>	<b>20,876</b>	<b>126</b>	<b>21,002</b>
7 - Agriculture livestock & food	21 - Cereals and their flours	6,371	74	6,445	16,981	140	17,120	23,352	214	23,556
	22 - Soybeans									
	23 - Fruits and vegetables	14,333	20	14,353	7,037		7,037	21,370	20	21,389
	24 - Wines,drinks and spirits	36,234	1,278	37,521	77,749	166	77,915	113,983	1,453	115,436
	27 - Tinned food	3,343	23	3,366	22,756	127	22,883	26,099	149	26,249
	28 - Tobacco,co-coa,coffee and spices	2,054	22	2,076	24		24	2,078	22	2,100



		Domestic			Foreign			Total		
Freight		Loaded	Unloaded	Total	Loaded	Unloaded	Total	Loaded	Unloaded	Total
	29 - Oils and greases	3,095	137	<b>3,233</b>	3,158		<b>3,158</b>	6,253	137	<b>6,391</b>
	30 - Other foods	27,508	15	<b>27,523</b>	2,062	40	<b>2,102</b>	29,570	55	<b>29,625</b>
	33 - Chilled or frozen fish	71	122	<b>193</b>		250	<b>250</b>	71	372	<b>444</b>
	37 - Animal feed and fodder	38,134	0	<b>38,134</b>	2,326		<b>2,326</b>	40,460		<b>40,460</b>
	<b>Total</b>	<b>131,143</b>	<b>1,701</b>	<b>132,844</b>	<b>132,093</b>	<b>723</b>	<b>132,815</b>	<b>263,236</b>	<b>2,423</b>	<b>265,659,00</b>
8 - Other goods	19 - Wood and cork	550		<b>550</b>	22	1,794	<b>1,816</b>	572	1,794	<b>2,366</b>
	26 - Paper and pulp	851		<b>851</b>	641		<b>641</b>	1,491		<b>1,491</b>
	31 - Machinery, tools and spares	6,083	1,040	<b>7,123</b>	293	74	<b>366</b>	6,375	1,114	<b>7,489</b>
	34 - Other goods	33,876	3,480	<b>37,356</b>	3,134	211	<b>3,344</b>	37,010	3,691	<b>40,700</b>
	<b>Total</b>	<b>41,359</b>	<b>4,520</b>	<b>45,880</b>	<b>4,089</b>	<b>2,078</b>	<b>6,167</b>	<b>45,448</b>	<b>6,598</b>	<b>52,046</b>
9 - Vehicles & transport elements	32 - Vehicles and their parts		7,00	<b>1,993,00</b>	81,00	0,00	<b>81,00</b>	2,068,00	7,00	<b>2,075,00</b>
	38 - Ro-Ro traffic tare weights									
	39 - Containers tare	60,331	78,591	<b>138,922</b>	33,835	6,376	<b>40,210</b>	94,166	84,967	<b>179,132</b>
	<b>Total</b>	<b>62,318</b>	<b>78,598</b>	<b>140,916</b>	<b>33,916</b>	<b>6,376</b>	<b>40,292</b>	<b>96,234</b>	<b>84,973</b>	<b>181,207</b>
<b>Total</b>		<b>329,371</b>	<b>94,078</b>	<b>423,449</b>	<b>198,019</b>	<b>20,226</b>	<b>218,245</b>	<b>527,390</b>	<b>114,304</b>	<b>641,694</b>

## General summary of maritime traffic

### General table no. 1

Concepts		Tonnes
Bulk liquids	Petroleum products	15,485,491
	Natural gas	3,236,807
	Other liquids	4,763,908
	<b>Total</b>	<b>23,486,206</b>
Bulk solids	<b>Total</b>	<b>4,886,834</b>
General freight	<b>Total</b>	<b>1,299,903</b>
Internal traffic	<b>Total</b>	<b>89,363</b>
Provisions	Petroleum products	135,613
	Others	21,139
	<b>Total</b>	<b>156,752</b>
Fresh fish	<b>Total</b>	<b>162</b>
<b>Total</b>		<b>29,919,220</b>

### General table no. 2

Included in internal traffic, provisions and fresh fish

Concepts	Tonnes
Freight loaded	11,571,016
Freight unloaded	18,348,205
Freight transshipped	0.00
<b>Total</b>	<b>29,919,220</b>

## General table no. 3

Concepts	Tonnes	
	In parts	Total
Foreign trade		21,869,819
		15,880,603
Imports	Bulk liquids	13,150,290
	Bulk solids	2,634,129
	General freight	96,185
		5,989,215
Exports	Bulk liquids	3,913,523
	Bulk solids	1,775,692
	General freight	300,000
Domestic trade		4,503,225
Freight in transit		2,934,070
Freight transshipped		0.00
Tares of equipment		365,829
Fresh fish, provisions & internal traffic		246,277
<b>Total</b>		<b>29,919,220</b>

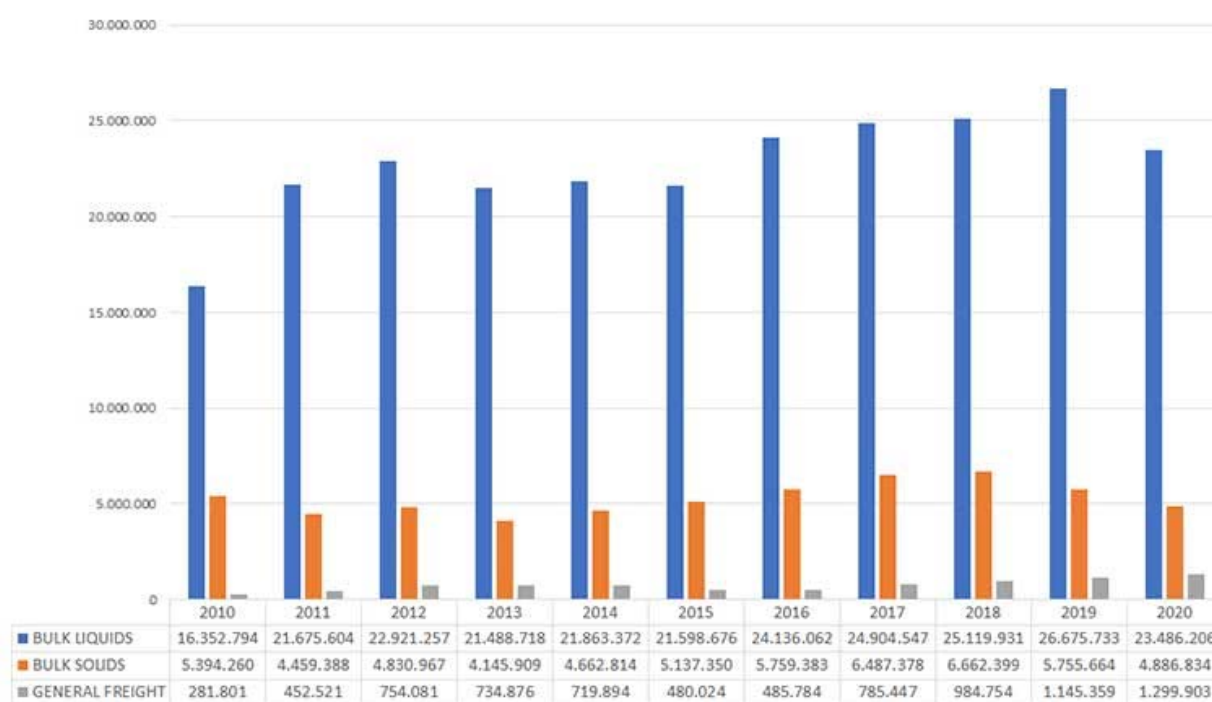
## Land traffic

Means of transport used for entering or exiting the port services area	Loaded onto a vessel	Unloaded from a vessel	Total
Railway	97,869	167,848	265,718
Road	2,924,966	2,948,986	5,873,953
Pipework	6,928,598	13,670,601	20,599,199
Other means	0.00	0.00	0.00

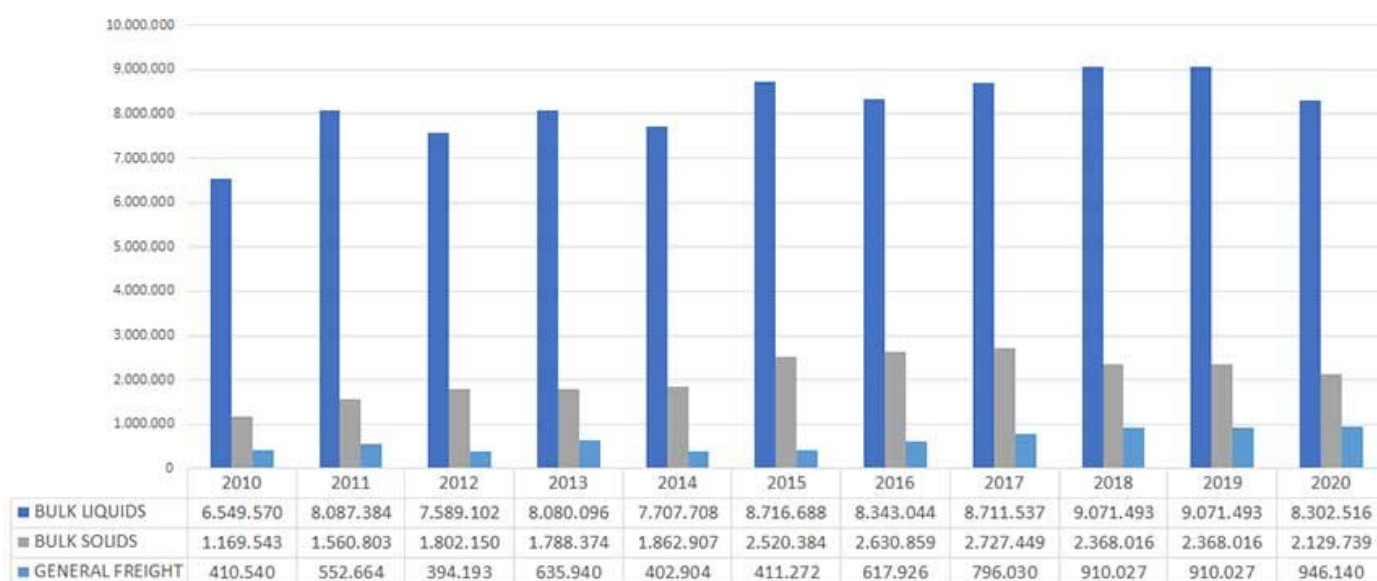
Means of transport used for entering or exiting the port services area	Loaded onto a vessel	Unloaded from a vessel	Total
Without land transport	1,426,962	1,507,111	2,934,073
<b>Total freight by transport</b>	<b>11,378,395</b>	<b>18,294,548</b>	<b>29,672,943</b>
Fish, provisions & internal or local traffic	192,620	53,657	246,277
<b>Total</b>	<b>11,571,016</b>	<b>18,348,205</b>	<b>29,919,220</b>

## Graphs and historical series

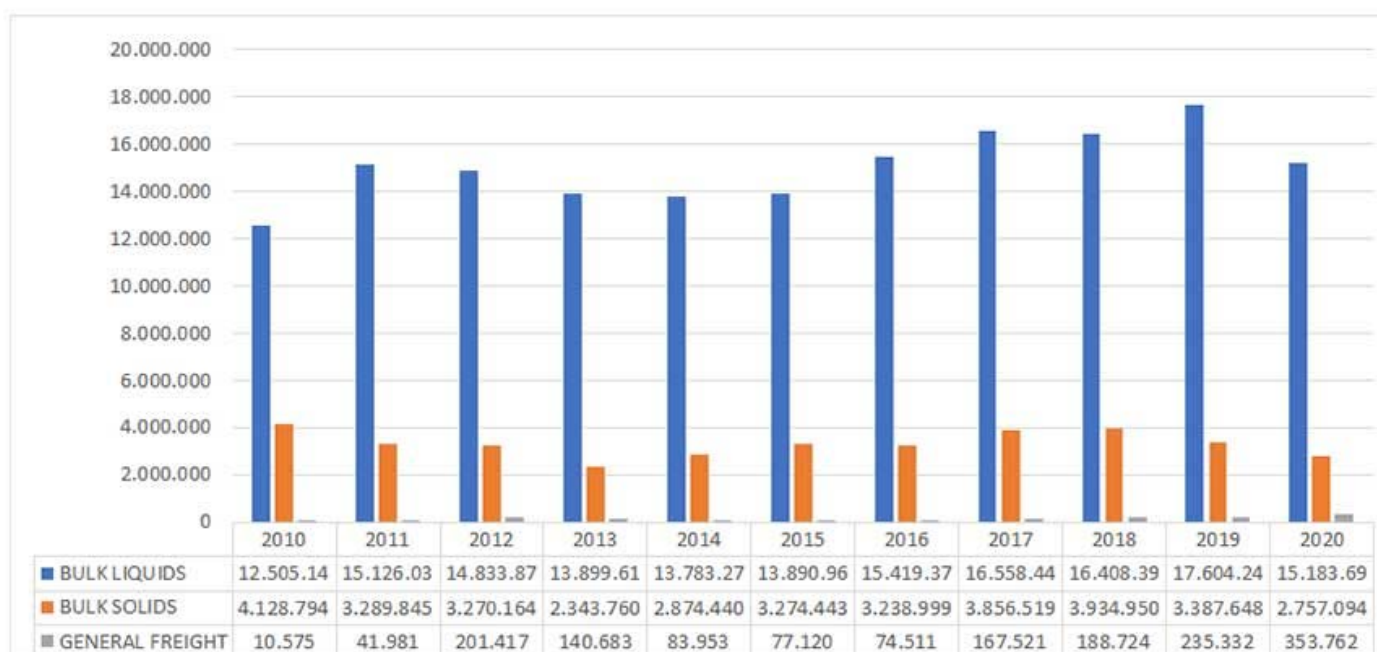
### Freight traffic (Tonnes)



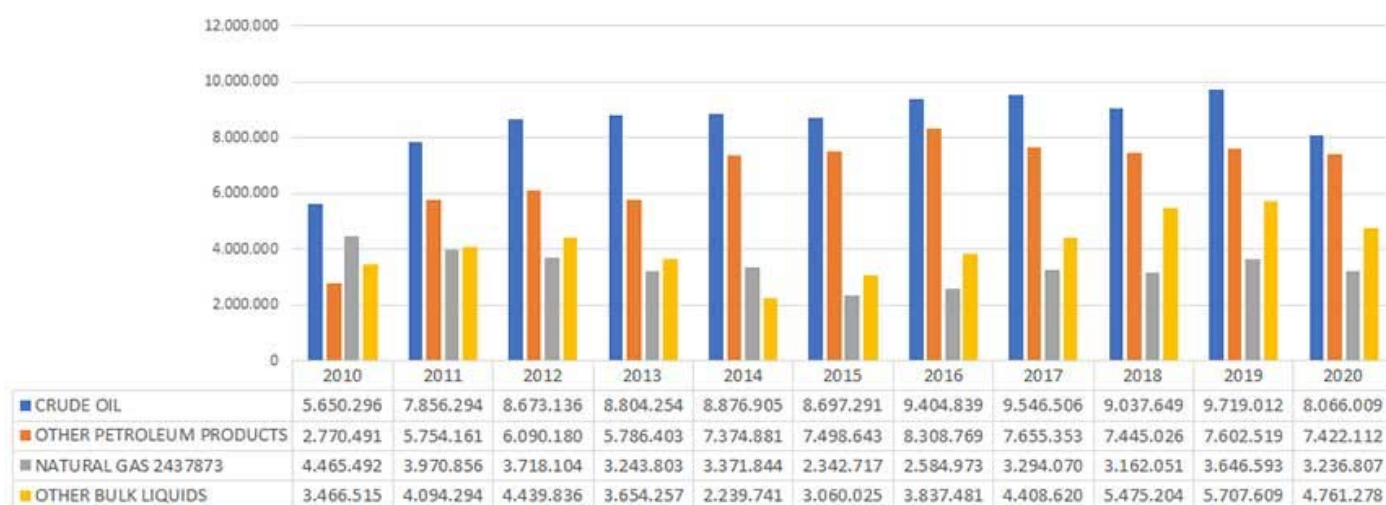
## Loading of freight (Tonnes)



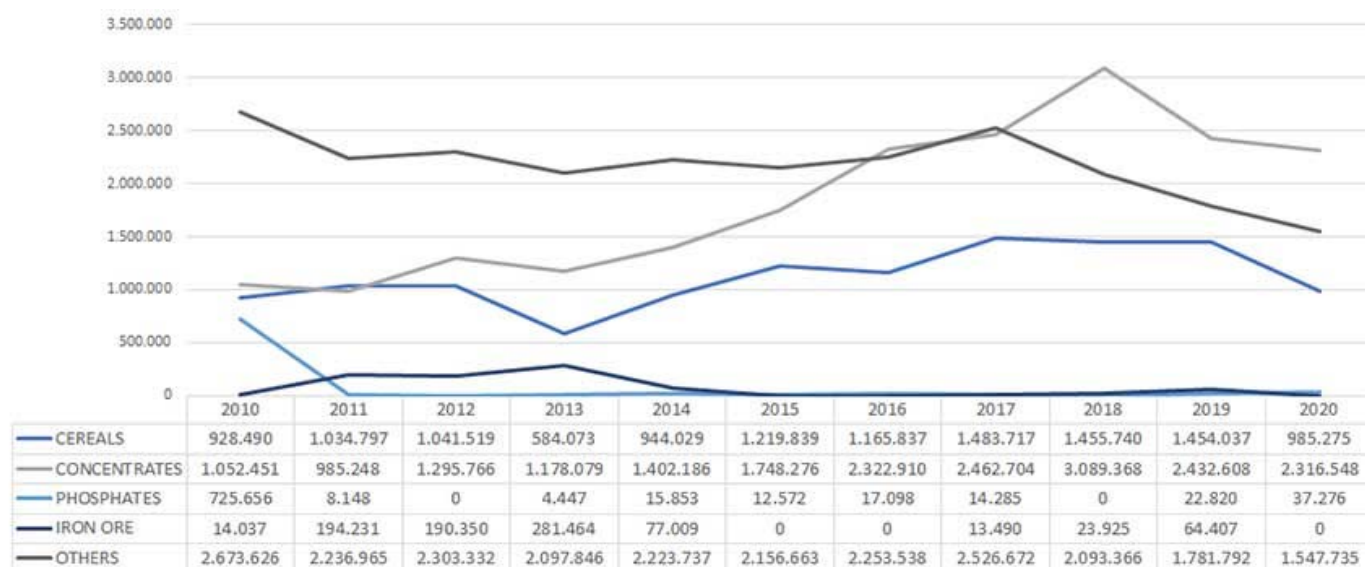
## Unloading of freight (Tonnes)



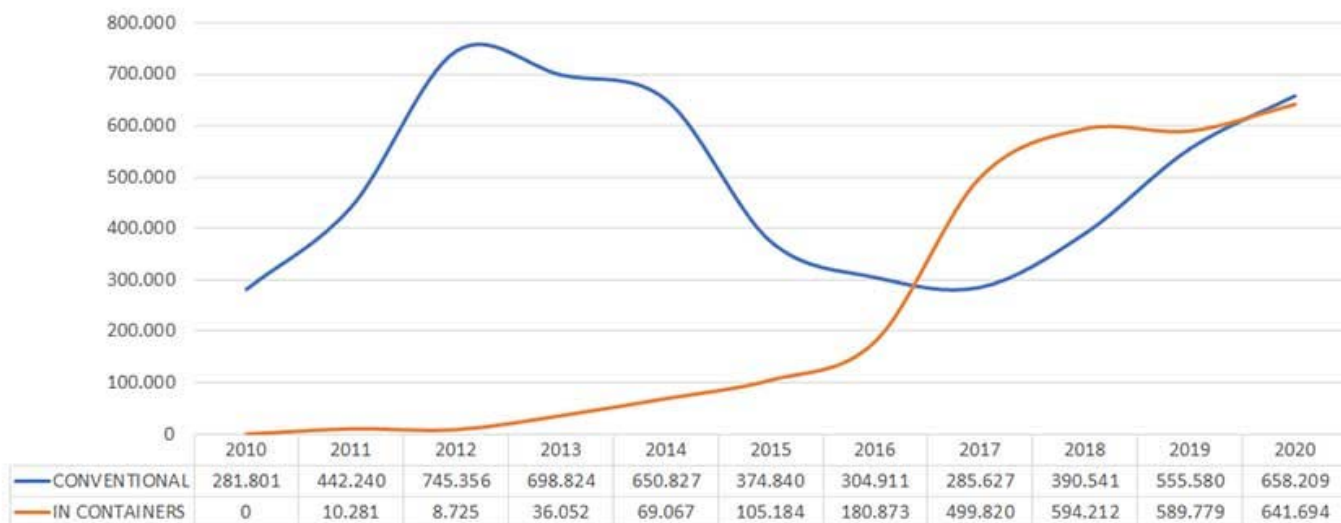
## Bulk liquids (Tonnes)



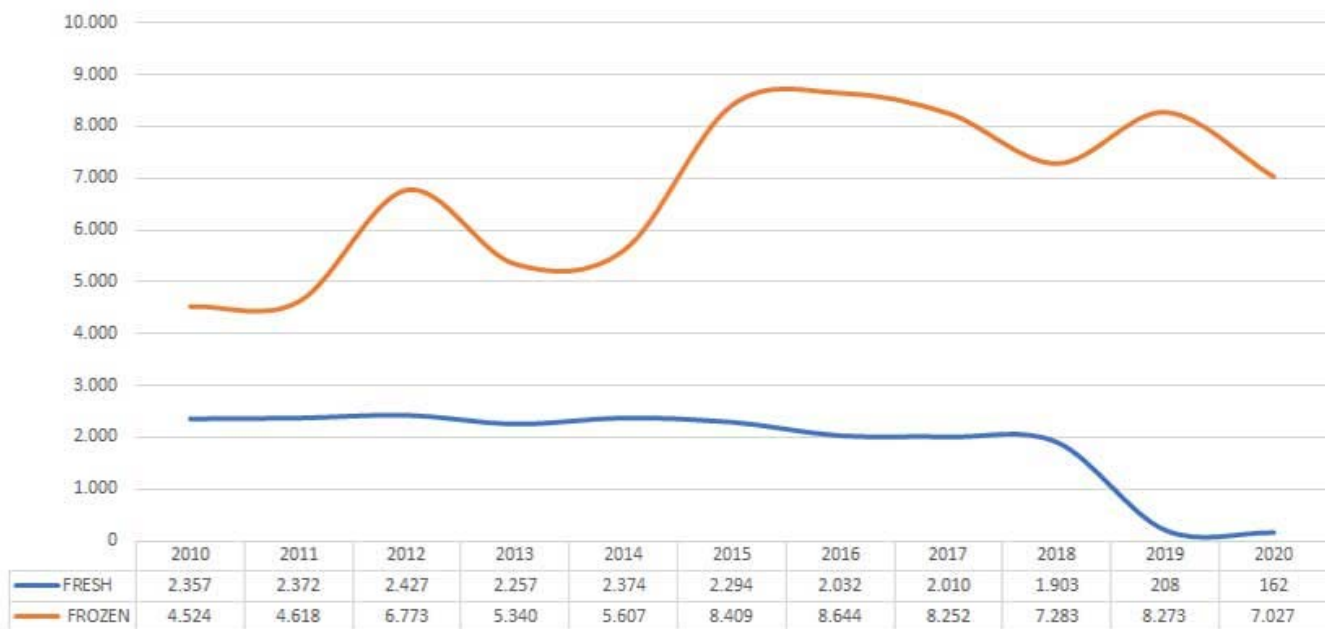
## Bulk solids (Tonnes)



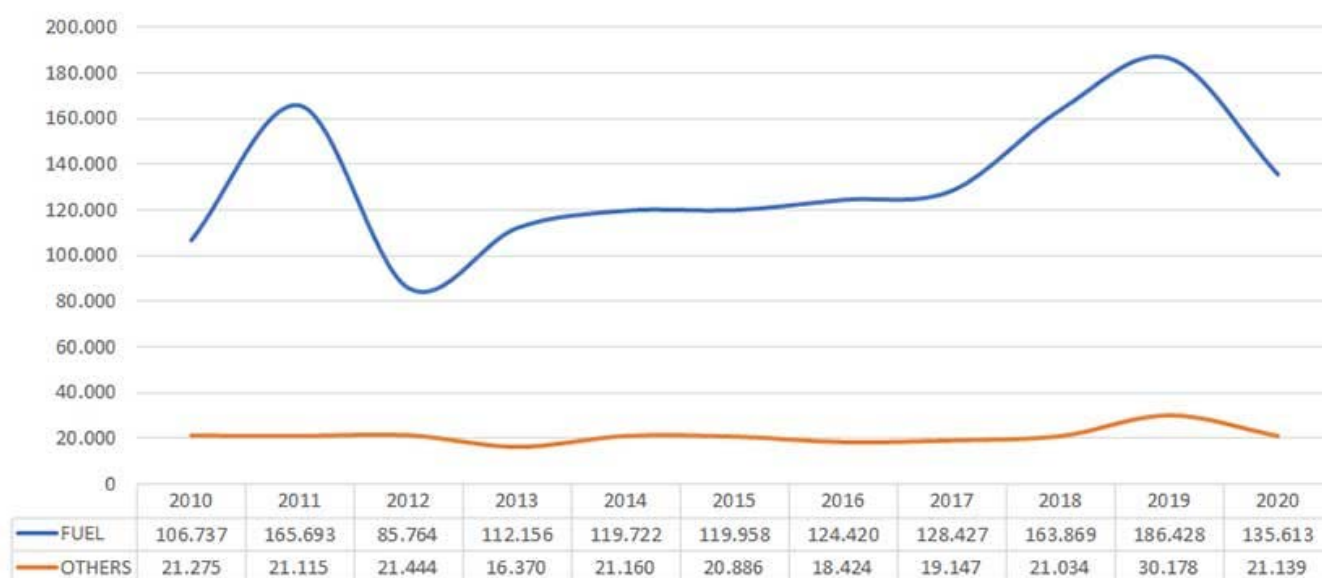
### General freight (Tonnes)



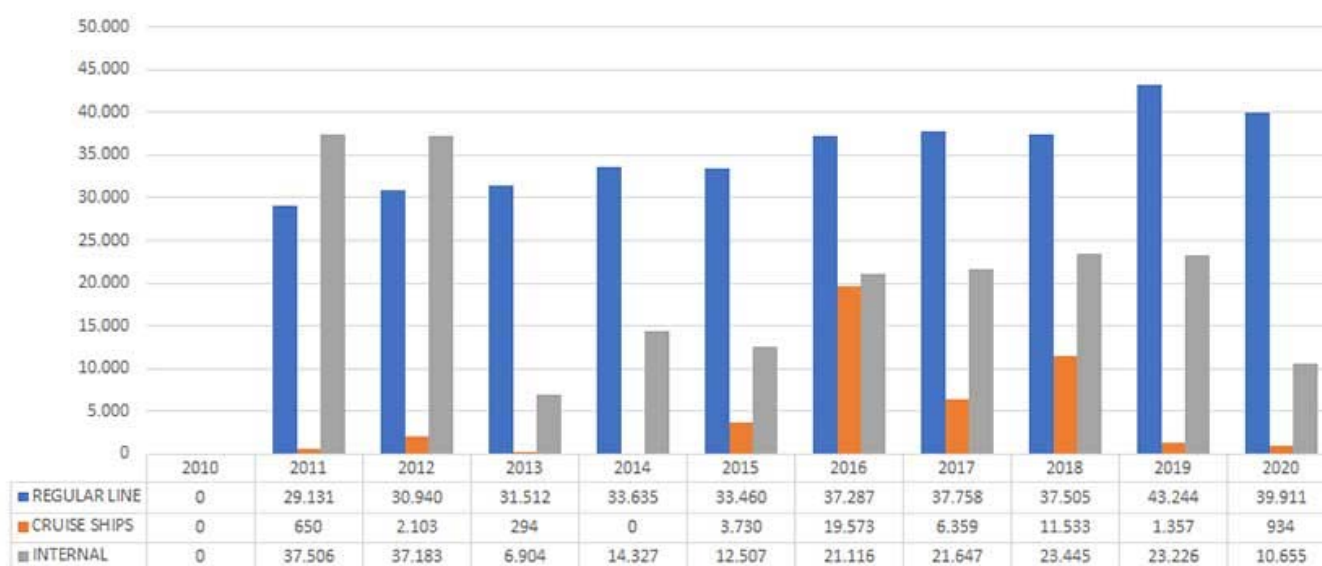
### Fish (Tonnes)



## Provisions (Tonnes)

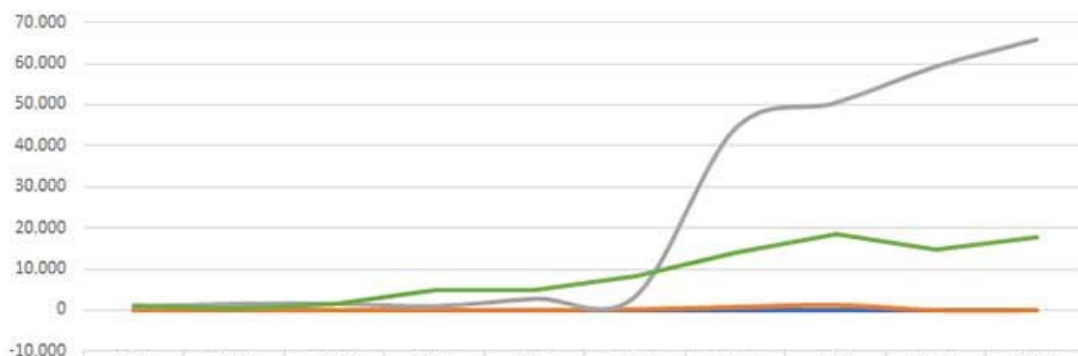


## Passengers (Number)



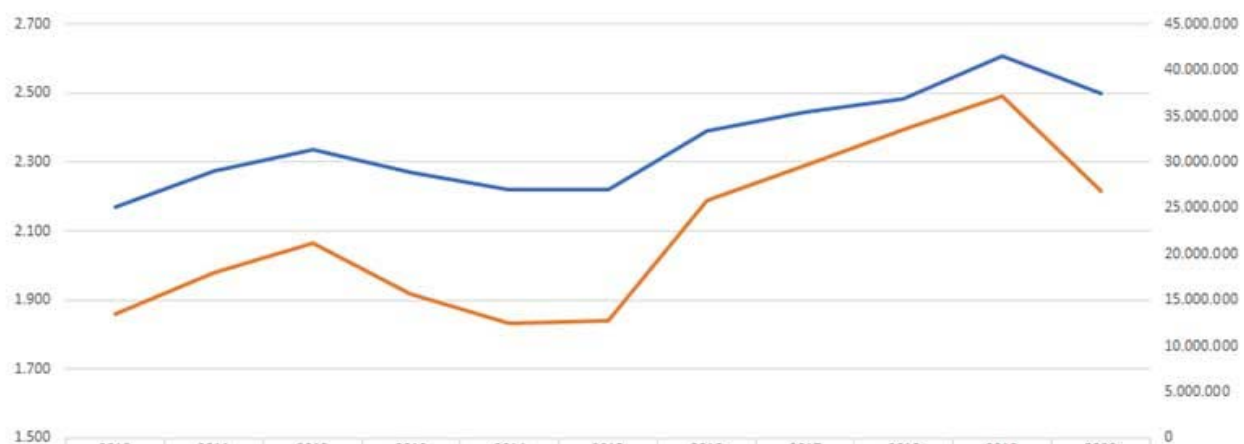


### Containers (Tonnes)



	2011	2012	2013	2014	2015	2016	2017	2018	2019	2020
IN TRANSIT - DOMESTIC	0	0	0	0	0	56	0	16	4	0
IN TRANSIT - FOREIGN	0	0	0	0	0	198	750	1,256	4	0
DOMESTIC INCOMING-OUTGOING	908	1,506	1,561	967	2,792	3,342	44,283	50,470	59,317	65,863
FOREIGN IMPORT-EXPORT	1,086	243	1,555	4,807	5,042	8,480	13,883	18,546	14,661	17,939

### Vessels



	2010	2011	2012	2013	2014	2015	2016	2017	2018	2019	2020
No. of vessels	1,861	1,981	2,067	1,919	1,834	1,839	2,191	2,291	2,396	2,491	2,216
Gross tonnage (G.T.)	25,085,000	29,126,000	31,408,000	28,912,000	27,046,208	27,016,518	33,453,338	35,441,146	36,843,807	41,533,238	37,516,958

## Evolution of traffic

Year	Loading	Unloading	Total
1906	2,317,818	228,816	2,546,634
1907	2,540,138	238,483	2,778,621
1908	2,579,431	299,646	2,879,077
1909	2,422,416	305,898	2,728,314
1910	2,604,468	324,046	2,928,514
1911	3,127,562	358,078	3,485,640
1912	3,214,333	365,440	3,579,773
1913	3,112,345	360,302	3,472,647
1914	2,689,974	347,255	3,037,229
1915	2,243,399	288,981	2,532,380
1916	2,736,190	339,391	3,075,581
1917	2,161,366	322,696	2,484,062
1918	1,226,633	186,283	1,412,916
1919	905,838	196,598	1,102,436
1920	1,661,569	205,940	1,867,509
1921	1,491,916	231,097	1,723,013
1922	2,088,024	241,587	2,329,611
1923	1,913,412	244,686	2,158,098
1924	2,320,751	258,431	2,579,182
1925	2,284,578	292,530	2,577,108
1926	2,233,315	233,280	2,466,595
1927	2,478,612	296,847	2,775,459

Year	Loading	Unloading	Total
1928	2,929,038	272,059	3,201,097
1929	3,164,120	312,712	3,476,832
1930	3,040,881	318,193	3,359,074
1931	2,010,641	218,538	2,229,179
1932	1,839,245	149,396	1,988,641
1933	2,044,807	199,677	2,244,484
1934	2,170,497	199,446	2,369,943
1935	2,158,109	202,067	2,360,176
1936	1,917,566	140,689	2,058,255
1937	2,341,329	178,667	2,519,996
1938	2,260,050	179,883	2,439,933
1939	1,613,395	208,547	1,821,942
1940	1,023,501	204,727	1,228,228
1941	612,176	274,093	886,269
1942	546,170	255,485	801,655
1943	502,918	268,934	771,852
1944	515,891	292,484	808,375
1945	742,914	217,251	960,165
1946	854,203	168,155	1,022,358
1947	1,199,734	182,613	1,382,347
1948	1,387,537	235,229	1,622,766
1949	1,399,470	224,003	1,623,473
1950	1,548,042	215,926	1,763,968

Year	Loading	Unloading	Total
1951	1,981,404	212,315	2,193,719
1952	2,090,472	286,763	2,377,235
1953	1,624,546	283,965	1,908,511
1954	2,019,934	310,106	2,330,040
1955	2,107,994	300,851	2,408,845
1956	2,168,188	310,483	2,478,671
1957	2,258,189	325,679	2,583,868
1958	2,050,801	751,819	2,802,620
1959	2,238,953	844,054	3,083,007
1960	2,735,354	2,719,570	5,454,924
1961	2,527,281	2,400,797	4,928,078
1962	2,191,918	511,020	2,702,938
1963	2,044,534	520,465	2,564,999
1964	2,352,655	722,869	3,075,524
1965	2,404,309	863,231	3,267,540
1966	2,218,644	628,353	2,846,997
1967	2,821,195	1,835,639	4,656,834
1968	4,112,876	2,512,845	6,625,721
1969	4,515,724	3,150,418	7,666,142
1970	4,919,684	3,947,269	8,866,953
1971	5,172,064	4,793,535	9,965,599
1972	4,587,721	5,008,209	9,595,930
1973	4,548,356	5,170,413	9,718,769

Year	Loading	Unloading	Total
1974	5,163,782	5,754,096	10,917,878
1975	5,261,941	5,810,699	11,072,640
1976	5,115,254	5,431,747	10,547,001
1977	5,534,398	6,522,532	12,056,930
1978	5,231,982	6,254,944	11,486,926
1979	4,290,474	6,194,809	10,485,283
1980	4,694,607	5,383,289	10,077,896
1981	4,826,602	6,111,955	10,938,557
1982	4,295,594	5,164,488	9,460,082
1983	4,338,156	5,348,147	9,686,303
1984	4,241,004	5,362,388	9,603,392
1985	3,292,534	5,458,477	8,751,011
1986	4,687,984	6,532,923	11,220,907
1987	3,865,666	6,240,025	10,105,691
1988	3,949,018	6,912,239	10,861,257
1989	3,437,320	7,043,239	10,480,559
1990	3,198,549	6,905,616	10,104,165
1991	2,539,749	6,867,302	9,407,051
1992	2,966,581	7,702,971	10,669,552
1993	3,327,083	7,808,627	11,135,710
1994	3,139,876	9,518,760	12,658,636
1995	5,949,307	10,414,518	16,363,825
1996	3,846,330	11,307,771	15,154,101
1997	3,745,083	10,940,902	14,685,985

Year	Loading	Unloading	Total
1998	3,674,992	10,862,341	14,537,333
1999	3,776,835	11,915,914	15,692,749
2000	4,488,413	13,382,100	17,870,513
2001	4,151,251	14,512,151	18,663,402
2002	3,244,488	14,926,214	18,170,702
2003	3,176,563	14,913,309	18,089,872
2004	3,386,398	14,686,969	18,073,367
2005	3,703,464	17,201,416	20,904,880
2006	3,941,040	17,518,867	21,459,907
2007	3,905,114	17,873,885	21,778,999
2008	3,983,872	16,633,412	20,617,284
2009	3,782,023	13,743,511	17,525,534
2010	5,384,347	16,644,509	22,028,856
2011	8,129,653	18,457,860	26,587,513
2012	10,200,850	18,305,454	28,506,304
2013	9,985,445	16,384,058	26,369,503
2014	10,504,410	16,741,670	27,246,080
2015	9,973,520	17,242,531	27,216,051
2016	11,648,345	18,732,884	30,381,229
2017	11,591,829	20,582,488	32,174,317
2018	12,235,016	20,532,067	32,767,083
2019	12,349,536	21,227,220	33,576,756
2020	11,378,395	18,294,547	29,672,942

# Use of the port

## Use of quays

Quay or berth		Loading	Unloading	Transit	Local traffic	Total
<b>H-0010-Levante comercial</b>	General freight	1,073	1,800			2,872
<b>H-0015-Oil Tankers</b>	Bulk liquids	3,566,342	371,829	40,104	5,495	3,983,770
<b>H-0020-Ores</b>	General freight	53,170	1			53,171
	Bulk solids	54,847	870,515			925,362
<b>H-0025-Ingeniero Juan Gonzalo</b>	General freight	56,396	70,464			126,861
	Bulk solids	684,535	989,464	57,683		1,731,681
<b>H-0027-Ciudad de Palos</b>	General freight	9,504	266			9,770
	Bulk solids	370,898	795,878			1,166,776
<b>H-0033-Impala Terminals</b>	Bulk solids	942,266		120,748		1,063,015
<b>H-0035-Atlantic Copper Norte</b>	Bulk liquids	23,650				23,650
<b>H-0057-Atlantic Copper Sur TNP-1</b>	Bulk liquids	584,141				584,141
<b>H-0060-South Quay</b>	General freight	825,998	281,228	3		1,107,229
<b>H-0062-Enagás Jetty</b>	Bulk liquids	23,121	3,213,686			3,236,807
<b>H-0065-Phosphoric Acid Jetty</b>	Bulk liquids	5,969	38,907			44,875

Quay or berth		Loading	Unloading	Transit	Local traffic	Total
H-0070-Fertilizers Jetty	Bulk liquids	74,096				74,096
H-0075-Atlantic Copper TNP-2	Bulk liquids	177,926			20,001	197,928
H-0085-Fertinagro Jetty - South	Bulk liquids		120,024			120,024
H-0090-Reina Sofía	Bulk liquids	2,240,480	1,311,386		37,471	3,589,337
H-0092-Decal Jetty	Bulk liquids	257,023	655,979	2,715,535	26,395	3,654,932
H-0095-Crude oil single buoy	Bulk liquids		8,066,009			8,066,009
<b>Total</b>		<b>9,951,434</b>	<b>16,787,436</b>	<b>2,934,073</b>	<b>89,363</b>	<b>29,762,306</b>

## Docks

Number of vessels docked	1,469
G.T. of vessels docked	23,571,554
G.T. per days docked	39,835,529

## Anchoring

Number of vessels anchored	9
G.T. of vessels anchored	610,006
G.T. per days of vessels anchored	907,220



## Berths

Berths	2.367
Metros lineales de atraque (suma de esloras)	329.882
Metros lineales por días de atraque	790.279

## Cranes

CRANE TYPE	WITH HOOK		WITH CLAMSHELL BUCKET		TOTAL	
	Hours	Tonnes	Hours	Tonnes	Hours	Tonnes
<b>SERVICE CRANES</b>						
Up to 6 tonnes	-	-	-	-	-	-
Between 7 and 12 tonnes	-	-	-	-	-	-
Between 13 and 16 tonnes	-	-	-	-	-	-
Over 16 tonnes	-	-	-	-	-	-
<b>TOTAL SERVICE CRANES</b>	-	-	-	-	-	-
<b>PRIVATE CRANES</b>						
Up to 6 tonnes	-	-	-	-	-	-
Between 7 and 12 tonnes	-	-	-	-	-	-
Between 13 and 16 tonnes	-	-	-	-	-	-
Over 16 tonnes	-	-	-	-	-	-
<b>TOTAL PRIVATE CRANES</b>	-	-	-	-	-	-

## Special installations (mobile cranes)

INSTALLATION AND OWNER	HOURS	TONNES
Gottwald no. 26 mobile crane - Ingeniero Juan Gonzalo Quay	10.00	6,700
Gottwald no. 28 mobile crane - Ingeniero Juan Gonzalo Quay	784.04	523,839
Gottwald no. 29 mobile crane - Ingeniero Juan Gonzalo Quay	795.58	531,440
Gottwald no. 30 mobile crane - Ingeniero Juan Gonzalo Quay	802.35	535,970
Gottwald no. 31 mobile crane - Ingeniero Juan Gonzalo Quay	679.08	453,625
LHM 400 mobile crane - Ingeniero Juan Gonzalo Quay	549.00	366,702
LHM 500 mobile crane - Ingeniero Juan Gonzalo Quay	688.00	459,684
LHM 600 mobile crane - Ingeniero Juan Gonzalo Quay	770.00	514,360
Liebher 400 no. 1 mobile crane - Ingeniero Juan Gonzalo Quay	1,063.00	710,184
Liebher 400 no. 2 mobile crane - Ingeniero Juan Gonzalo Quay	1,174.00	784,330
<b>Total</b>	<b>7,315.05</b>	<b>4,886,834</b>

## Fork lifts

No. of hours	4,943
--------------	-------

## Conveyor belts

No. of hours	669
--------------	-----

## Loaders

No. of hours	25,964
--------------	--------

## Manoeuvring traction

No. of circulations RFAPH	1,924
---------------------------	-------

## Wagons

Net Tonnes Towed-Pushed	698,340
-------------------------	---------

## Weighbridges

	Ingeniero Juan Gonzalo Quay Weighbridge	South Quay Weighbridge	FF.CC. Weighbridge
Total tares	11,292	103	-
Total gross	54,645	104	-

## Floating cranes

Not applicable

## Tugs

No. of services	1,958
No. of hours	3,914

## Slipways \*

No. of slipways	3
Tonnes pulled up slipways**	1,329

\* The only existing slipways are in the shipyards.

\*\*Sum of the GT of the vessels.

# Investments

## Investments in progress or finished in 2020

Code		Name of work	Approved budget (euros)	Initially approved amount (euros)	Approved in year (euros)	Situation
	a)	<b>In new work projects:</b>				
HU1A3004		North expansion of the South Wharf	33,070,160.75	20,219,649.36	18,980,565.69	In progress
HU1E1003		Access and road reorganisation to the future logistics zone (ZAL) of Punta del Sebo (Phase I)	1,976,679.72	1,976,679.72	80,983.73	Finished
HU1E1005		Widening the access road to the South Wharf	7,074,711.00	3,740,423.84	3,640,609.70	In progress
HU1C4002		New fish and seafood exporters' warehouses (including modified ones)	6,395,505.72	6,395,505.72	1,177,800.60	Finished
HU1H1011		Upgrading of Francisco Montenegro Avenue	7,990,164.94	5,141,393.64	4,077,957.52	In progress
HU1H9011		Installing a perimeter security system (Phase II)	2,207,947.97	2,207,133.77	61,053.00	In progress

Code		Name of work	Approved budget (euros)	Initially approved amount (euros)	Approved in year (euros)	Situation
HU1E2006		Improvement of safety and layout in the network (WP 4.2) (I.I.S.S. command and control for the Railway Network)	2,722,499.45	1,215,009.99	1,215,009.99	In progress
HU1B3006		Collecting water on the Juan Gonzalo and Ciudad de Palos Wharves	15,199,233.25	13,478,473.89	5,137,500.03	In progress
		Environmental sustainability actions (plant screens)	282,700.00	282,700.00	282,700.00	Finished
HU1D9001		Energy efficiency plan	235,401.38	292,954.07	96,488.57	In progress
HU1E9002		Reorganising access to the South Wharf	2,698,796.93	2,540,487.37	2,174,488.35	In progress
HU1C3001		Multifunctional Building in the South Wharf and surrounding areas	5,073,595.57	6,262.11	6,262.11	In progress
HU1G2006		New Techniques for the management of dredged material (R&D)	81,000.00	81,000.00	81,000.00	Finished
<b>Balance carried forward</b>				<b>37,012,419.29</b>		

## Investments in progress or finished in 2020

Code	Name of work	Approved budget (euros)	Initially approved amount (euros)	Approved in year (euros)	Situation
			Previous sum...	37,012,419.29	
HU1G2001	Technical assistance	867,930.38	867,930.38	867,930.38	Finished
HU1H9010	Communication and information system actions (digitization of port processes, network and cybersecurity infrastructures and IT equipment)	531,788.00	531,788.00	531,788.00	In progress
	Applications and right of use	99,022.53	99,022.53	99,022.53	Finished
	Other investments	2,460,897.75	2,460,897.75	2,460,897.75	Finished
	Settlement	226,004.24	226,004.24	226,004.24	Finished
		<b>Suma a)</b>		<b>41.198.062,19</b>	
	b) En Proyectos de conservación:				
	Draft maintenance dredging in inland waters of the Port of Huelva	9,469,981.77	6,633,340.98	1,793,390.10	In progress
	Restoring the Monument to the Faith of the Explorer	184,355.34	184,355.34	184,355.34	Finished
		<b>Suma b)</b>		<b>1,977,745.44</b>	
	<b>RESUME</b>				
	<b>a) Investments in new work projects</b>	<b>41,198,062.19</b>			
	<b>b) Investments in conservation projects</b>	<b>1,977,745.44</b>			
	<b>TOTAL</b>	<b>43,175,807.63</b>			

## Description of the most important works



*During 2020, Huelva Port Authority invested €41,2 million to refurbish its infrastructures to meet the existing needs.*

The following key actions were completed this year:

### NEW FISH AND SEAFOOD EXPORTERS' WAREHOUSES

The building in question is at Avenida de Enlace no. 44, on the corner with Calle Alonso de Ojeda, on a plot of 15,117 m<sup>2</sup>. This building is part of the remodelling of a 65000- m<sup>2</sup> space in the northern area of the Levante Wharf. On the one hand, this will help to readapt the old fisheries infrastructures on the Wharf, to resize them to current economic activity and, in turn, to open up the port area to the general public.

The building houses 41 modules for exporters, three empty premises and spaces for the agents operating in the zone, along with areas for the general public, with a bike lane connecting the venue to the city. In general, its ground floor is 6,485.96 m<sup>2</sup> used for logistics, a first floor measuring 3,208.18 m<sup>2</sup>, a second floor of 183.62 m<sup>2</sup> and a third floor with a built surface area of 98.90 m<sup>2</sup>, with a terrace available for users.

### ACCESS AND ROAD REORGANISATION TO THE FUTURE LOGISTICS ZONE (ZAL) OF PUNTA DEL SEBO PHASE 1

The work consists of creating a new access route for heavy vehicles to the Punta del Sebo Industrial Estate from the H-30, which will allow the companies on the industrial estate and in the future logistics zone to be connected with the Outer Port and the Spanish General Highway Network.

This first phase involves the initial 600 metres from Calle Sabina Negral to the connection with the extension of the Calle Calderón de la Barca, inclusive. That work is on land that is available and regarding which there are no records of former activity being located there.

This new road, which will allow better access and greater mobility through the industry and port area, is a dual carriageway, with each side having two lanes, separated by a 1-m wide divider. There are 2.50 m wide parking spaces and 2-m wide pavements on both sides. Lighting, low and medium voltage, sanitation, utilities, telecommunications, traffic lights and sprinkling are also planned.

### DEMOLITION OF THE FORMER SHIPYARD PREMISES

After terminating the contract for the current Shipyard facilities at the Port of Huelva, further actions are envisaged for the zone and some of the premises located on the Avenida de Enlace needed to be demolished.

The aim of the action was to demolish the Shipyard premises, including the dismantling of all the out-of-services premises, along with a perimeter enclosure.



#### CREATING PLANT SCREENS ON THE INGENIERO JUAN GONZALO, CIUDAD DE PALOS AND MINERALES WHARVES

The northern area of the Ingeniero Juan Gonzalo Wharf, along with the Ciudad de Palos and Minerales wharves are used to stockpile bulk material. With the aim of improving the zone's environmental conditions and prevent the spread of dust and powder on windy days, a plant screen is going to be built to reinforce the irrigation system already on the wharves, to thus minimise even further the impact of that type of material on the surrounding areas.

The action consists of planting 1,700 large trees, setting up a sprinkling system and relocating and protecting a series of services that will be affected by the screen.

#### RESTORING THE MONUMENT TO THE FAITH OF THE EXPLORER

The Monument to the Faith of the Explorer, located at the Punta del Sebo, is popularly known as the Monument to Columbus. It is a highly iconic monument in Huelva that is dedicated to the discovery of America.

In recent years, the monument has been damaged, mainly due to environmental and climate factors and the deterioration of its materials.

Most of the mountings need to be refurbished, several of the monument's lime blocks replaced and all its stone treated in order to guarantee an appropriate state of upkeep and maintenance of the monumen.

#### Other actions that were started in previous years and that continue to be carried out are:

##### COLLECTING WATER ON THE INGENIERO JUAN GONZALO AND CIUDAD DE PALOS WHARVES

The work consists of setting up a new rainwater drainage network on the Wharves, which prevents the rainwater flowing directly into the river estuary.

New manifolds with decanting stormwater drains, new surface paving to adapt it to the new slopes needed, and a large stormwater tank to regularise the water are being built.

In turn, new piping to supply raw water is also being installed to clean and flush the operations surface of the wharf and fibre optic and electricity piping will be restored.

##### REORGANISING ACCESS ON THE SOUTH WHARF

The works consisted of reorganising and developing a 50.197 m<sup>2</sup> port area, including the access road to the loading and to the future terminal, along with the prior inspection controls at the restricted loading area of the Maritime Terminal.

The paving is designed with a road surface of hot bituminous concrete-type compounds, except for the area of the inspection controls prior to the restricted loading area which has concrete paving. The development was completed with the infrastructures required for the planned use of this area: drainage, sanitation and supply facilities, lighting, communications and control. The project also includes enclosures, signage and beaconing, and defining the control areas (concourses, control equipment, ancillary buildings).

### UPGRADING AND WIDENING THE ACCESS ROAD TO THE SOUTH WHARF

The works consisted of upgrading the access road to the South Wharf between pk 0+000 and pk 3+640, along with the widening from pk 3+640 to pk 7+380 of that same road.

The first section only requires the road surface to be treated, except in those sections where the platform is widened due to upgrading intersections. The second section requires the platform widened to a total width of 18 m so that there is room for 2 two-lane carriageways, with each having a central separation of 80 cm marked off by curbs and markers. The lanes will be 3.30 m to keep the speed low.

On the other hand, a series of underpasses is planned to solve the intersection crossing in order to ensure that the road does not have any gauge limitations, along with strengthening the underpass at p.k. 4+328 for cranes and vehicles with special loads.

Finally, the power and telecommunications facilities were connected and the lighting is by means of 12m-high columns with LED lights.

### REFURBISHING THE AVENIDA FRANCISCO MONTENEGRO

Avenida Francisco Montenegro is the main road that connects the city of Huelva and the inner port to the outer port. The avenue is nearly 5 km long and it is not currently suitable for pedestrians along its whole length.

The work consists of refurbishing and developing this Avenue and the edge of the frontages of the adjoining plots in order to bring it into the city and for it to no longer be an industrial avenue.

The refurbishing of Avenida Francisco Montenegro included the following actions:

- Making a new two-metre reservation to be landscaped so the avenue better blends into the setting.
- Removing the existing railway line (recovering and reusing the materials).
- Laying pavements with the same surface paving to that on the righthand side of the avenue.
- Concrete pavement milling and laying a new bearing layer with SMA 11, with low noise impact and proven durability.
- Relaying the existing fibre cement pipes under the pavement to be demolished and rebuilt.
- Creating parking places wherever possible, particularly in the area around the Huelva Yacht Club.
- Refurbishing the timber walkway along the right side of the avenue according to the study at APH.
- Detailed study of the power lines to ensure they have the necessary power for the designed facilities, which will include lighting that respects the type of lamps recently installed in the area.
- Aesthetics and landscaping, creating gardening similar to the one to be found locally and “green screens” on the left side.
- Landscaping slopes and green areas and creating recreational spaces.

### NORTH EXPANSION OF THE SOUTH WHARF

The works consists of expanding the current South Wharf of the Port of Huelva along 526 m. The type of structure will be a screen wharf with a main screen anchored to an anchoring screen on the base slab. Both screens will be sheet piles.

The work initially envisages two different draught areas, one 10m draught (southern half) and another with 6m draught (northern half). However, the wharf design allows its draught to be adapted to the future needs of Huelva Port Authority up to a maximum of 17 metres draught.

The crest elevation of the wharf is the +6.50 m elevation (approximately, given that the surface has drainage slopes). The capping beam and the back guideway of the container cranes are made out of reinforced concrete and they function as pier cap beams of the sheet piling. The back guideway of the gantry crane is also made out of reinforced concrete and is anchored on reinforced concrete pillars.

Furthermore, an area has been paved and it is 40.75 m wide including the capping beam and the guideways using 0.28m thick HP-40 reinforced concrete on a forecourt that is 1.00 m thick. The finish is then provisional with a 1.25m thick layer of quarry run.

### INSTALLING A PERIMETER SECURITY SYSTEM. 2ND PHASE

In 2016, Huelva Port Authority instigated a prior assessment of its protection and security needs, which led to the tendering of works for the “Installation of a Perimeter Security System for the Port of Huelva. Phase 1”, which were implemented during the first half of 2017, and which basically consisted of conveniently demarcating and protecting the perimeter and entrances of the Outer Port.

Phase 2 of the Perimeter Security Project was carried out in order to complete the installation and provide the perimeter demarcating the Outer Port Service Zone with a greater degree of protection. That involved installing a new fibre optic line, along with new protection and surveillance elements integrated with the existing ones.

Thus, the perimeter security of the port is approached from a converging, global and integral way; by fully integrating all the electronic and mechanical elements and systems, whose mission is to protect virtual, logical or physical perimeters to detect, stop and dissuade possible intrusion into their facilities.

**Regarding the projects drawn up in 2020, in addition to those necessary to implement some of the aforementioned investments, the preparation of the following projects has begun:**

- Cold piping network.
- Partial demolition project of the Fish Market and Exporters modules in the Levante Wharf.
- New RO-RO ramp on the south wharf.
- Construction project to allow 550m long trains to operate in the Majorabique complex.
- Tharsis Wharf rehabilitation project.
- Queen’s Wharf rehabilitation project.

**Other projects that have started in 2020 and continue in some of the drafting phases are the following: Proyecto Conexión Saneamiento Muelle Sur.**

- South Wharf Sanitation Connection project.
- New Fountain of Nations project.
- Technological Innovation Node project.
- Project to enable the canal to new traffic.
- Security installations project in the Juan Carlos I dam.

# Regular shipping lines

Description	Shipping Agent	Route	Traffic	Frequency	Weekly services
FRS IBERIA	ZALVIDE	Huelva-Arrecife- Las Palmas de Gran Canaria- Tenerife-Huelva	RO-PAX	Weekly	1
CONTAINERSHIPS (CISS SERVICE)	CONTAINERSHIPS	Huelva- Setubal- Tilbury-Rotterdam- Hamburg- Rotterdam-Tilbury- Tenerife-Las Palmas de Gran Canaria- Casablanca- Algeciras-Huelva	CONTAINER	Weekly	1
ALISIOS	TERMISUR	Huelva- Las Palmas de Gran Canaria-Tenerife- Fuerteventura- Lanzarote-Huelva	CONTAINER	Weekly	1
BALEARIA+FRED OLSEN (CBS)	BALEARIA	Huelva-Las Palmas de Gran Canaria- Tenerife-Huelva	RO-RO/RO-PAX	Weekly	2
				<b>TOTAL</b>	<b>5</b>

# Directory of companies

## Official Associations and ServicesAsociaciones

### Associations

#### Association of Shipping Agents, Stevedores and Freight Forwarders

Address: Avda. de la Ría, 3. Huelva  
Phone: 959 208 300  
Email: zalvide@zalvide.com

#### Spanish Shipowners Association (ANAVE)

Address: Avda. Dr. Fleming, 11, 1.º D. Madrid  
Phone: 914 580 040  
Email: info@anave.es

#### Seafood Exporters Association Huelva

Address: Muelle de Levante, Local Vdor. 14: Huelva  
Phone: 959 252 165  
Email: lagambadehuelva@hotmail.com

#### Spanish National Association of Freezer Vessel Owners (ANAMAR)

Address: P.I. Mirador del Odiel, Lentisco, 1 Oficina 11. Huelva  
Phone: 959 540 160  
Email: anamar@anamar.es

#### Association of Chemical, Basic and Energy Industries

Address: Avda. de la Ría, 3, 3.ª planta.  
Edificio CCEAA. Huelva  
Phone: 959 208 311  
Email: aiqbe@aiqbe.es

### Official Services

#### Public Ports Agency of Andalusia

Address: C/ Pablo Picasso, 6 7ª planta. Sevilla  
Phone: 955 007 200  
Email: info@puertosdeandalucia.es

#### Plant Protection Service

Address: Avda. Hispanoamérica, 9. Huelva  
Phone: 959 759 072  
Email: mapa.huelva@correo.gob.es

#### Firefighters

Address: Avda. Pio XII, 28. Huelva  
Phone: 959 210 208  
Email: bomberos.oficina@huelva.es

#### Odiel Marshes Nature Area

Address: Centro de Calatilla (Ctra. Dique Juan Carlos I, Km 3). Huelva  
Phone: 959 071 015

#### Huelva Chamber of Commerce, Industry, Services and Navigation

Address: C/ La Fuente, 5. Huelva  
Phone: 959 245 900  
Email: registro@camarahuelva.com

#### Civil Protection and Emergency Services 112

Address: C/ Sanlúcar de Barrameda, 3. Huelva  
Phone: 959 017 112

**Harbourmaster's Office**

Address: Avda. Sanlúcar de Barrameda, 9. Huelva

Phone: 959 541 700

**Maritime Rescue Coordination Centre (SASEMAR)**Address: Avda. Sanlúcar de Barrameda,  
9, 2.<sup>a</sup> planta Dcha. Huelva

Phone: 959 243 000

Email: huelva@sasemar.es

**Naval Command**

Address: Avda. Sanlúcar de Barrameda, 2. Huelva

Phone: 959 248 199

Email: comtemarhuelva@fn.mde.es

**Fiscal Service Guardia Civil**

Address: Avda. Hispanoamérica, planta baja. Huelva

Phone: 959 240 620 | Ext.1

**Ministry for the Environment. Junta de Andalucía**

Address: C/ Sanlúcar de Barrameda, 3. Huelva

Phone: 959 070 554

Email: delegacion.dthu.cagpds@juntadeandalucia.es

**Provincial Customs Unit**

Address: Plaza 12 de Octubre, 2. Huelva

Phone: 959 245 174

Email: aduana.huelva@correo.aeat.es

**Customs Surveillance Service**

Address: Plaza 12 de Octubre, 2. Huelva

**Coastal Services**Address: C/ La Fuente, 14 1, 2.<sup>a</sup> planta. Huelva

Phone: 959 542 300

**Official Service of Surveillance, Certification and Technical Assistance of Foreign Trade**Address: José Leandro Muñoz, "Pepe  
Info", nº 6-Bajo, Huelva

Phone: 959 541 477

Email: huelva.dp@comercio.mineco.es

**Estihuelva**

Address: Avda. Sanlúcar de Barrameda, 7. Huelva

Phone: 959 280 617 / 959 283 752

Email: estihuelva@estihuelva.es

**Government Sub-Delegation**

Address: C/ Berdigón, 11. Huelva

Phone: 959 759 000

Email: informacion.huelva@correo.gob.es

**Offices of External and Animal Health**

Address: Avda. Sanlúcar de Barrameda,

9 planta baja. Huelva

Phone: 959 759 050

## Port Services Companies

### Shipping Agents

---

#### Agencia Marítima Portillo, S.L.

Address: Carretera del Copero, s/n. Sevilla  
 Phone: 670 665 856  
 Email: huelva@amportillo.com

---

#### Bergé Marítima, S.L.

Address: Avda. Tomás Domínguez Ortiz, 8 (Insur). Huelva  
 Phone: 676 442 909  
 Email: javier.gravalos.g@berge-m.es

---

#### CEPSA-Petronuba, S.A.

Address: Polígono Nuevo Puerto, s/n.  
 Palos de la Frontera (Huelva)  
 Phone: 699 426 910  
 Email: agencyhuelva@cepsa.com

---

#### Consignaciones y Graneles del Suroeste, S.A.

Avda. Tomás Domínguez Ortiz, 8 (Insur). Huelva  
 Phone: 907 719 482  
 Email: 1congrasur@telefonica.net

---

#### Ership, S.A.

C/ Marina, 26. Huelva  
 Phone: 959 521 270  
 Email: ad.dir@ership.com

---

#### Ibérica Marítima Bahía de Huelva, S.L.

Address: Avda. Italia, 1, 7.º A. Huelva  
 Phone: 609 655 715  
 Email: huelva@ibericamaritima.com

---

#### Tycsa Alfaship, S.A.

Address: Avda. Italia, 13, 2.º. Huelva  
 Phone: 908 754 902  
 Email: huelva@tycsa.eu

---

#### Wilhelmsen Ships Service Spain, S.A.U.

Address: Polígono Industrial Cortijo Real.  
 C/ Capricho, 5. Algeciras (Cádiz)  
 Phone: 607 502 206  
 Email: fernando.calvillo@wilhelmsen.com

---

#### Zalvide, S.A.

Address: Avda. de Alemania, 14, 6.º B. Huelva  
 Phone: 908 855 941  
 Email: zalvide@zalvide.com

---

#### MH Bland, S.L.

Address: Ctra. Cádiz-Málaga, Km. 107,  
 Ed. Sotovilla, s/n. Algeciras (Cádiz)  
 Phone: 626 877 871  
 Email: agency.algeciras@mhbland.com

---

#### Termisur Eurocarga, S.A.

Address: Ctra. de la Esclusa, s/nº. Sevilla  
 Phone: 902 450 211  
 Email: termisur-eurocarga@ral.es

---

#### Vapores Suadiaz Sur-Atlántico, S.L.

Address: Avda. Puerto, 1. Cádiz  
 Phone: 667 113 822  
 Email: jcasencio@suardiaz.com

---



**Marítima del Mediterraneo, S.A.U.**

Address: Edif. Insur-Huelva. Avda. de la Ría, 8 Pta. 3 Módulo 8. Huelva  
 Phone: 989 652 328  
 Email: pshue@marmedsa.com

**Miller y Cia, S.A.**

Address: Avda. Portugal, 4, 2.º. Huelva  
 Phone: 659 802 738  
 Email: shipsagency@boluda.com.es

**Next Maritime, S.L.**

Address: Vía Augusta, 2. Tarragona  
 Phone: 675 900 942  
 Email: huelva@nexmaritime.com

**Containerships - CMA CGM S.A.U.**

Address: Avda. Domínguez Ortíz, 8, 2, mod. 2, Edif. Insur. Huelva.  
 Phone: 671 067 331  
 Email: huv.operations@containerships.eu

**Palos Agencia Marítima, S.L.**

Address: José Nogales 5, 3.º B. Huelva  
 Phone: 687 537 097  
 Email: agency@tmh.es

**Servicios Marítimos Aduaneros, S.L.**

Address: Apartado de Correos 668. Palos de la Frontera. Huelva  
 Phone: 908 855 235  
 Email: huelva@servimad.com

**Transportes y Consignaciones Marítimas, S.A.**

Address: Carrer de l'Atlantic, 112-120 (ZAL). Barcelona  
 Phone: 650 142 783  
 Email: iausina@transcoma.com

**Naviera Armas, S.A.**

Address: Dr. Juan Domínguez Pérez, 2. Las Palmas de Gran Canaria  
 Phone: 928 377 383  
 Email: jjalvo@naviera-armas.com

**Benardino Abad, S.L.**

Address: Méjico, 1 1º. Cádiz  
 Phone: 956 228 007  
 Email: bcopano@bernardinoabad.es

**Sealine Spain Consignaciones, S.L.**

Address: Ctra. de la Esclusa, nº 15 Edif. Centro de Negocios, 2º -A3. Sevilla  
 Phone: 955 544 544  
 Email: antonio.garcia@sealine.es

**Balearia Eurolíneas Marítimas, S.A.**

Address: Estación Marítima, s/n. Denia (Alicante)  
 Phone: 648 786 717  
 Email: juan.cabrera@balearia.com

**Lamaignere Shipping, S.L.**

Address: Avda. República Argentina, 21-B, 1º Módulo C1. Sevilla  
 Phone: 649 913 719  
 Email: fherrero@lamaignere.com

**Erhardt y Compañía, S.A.**

Address: Ercilla, 19, 3ª. Bilbao  
 Phone: 944 250 100  
 Email: alberto.rodriguez@erhardt.es

## Stevedoring Companies

### Bergé Marítima, S.L.

Address: Avda. Tomás Domínguez Ortiz, 8 (Insur). Huelva  
Phone: 959 369 005  
Email: javier.gravalos.g@berge-m.es

### Consignaciones y Graneles del Suroeste, S.A.

Address: Avda. Tomás Domínguez Ortiz, 8 (Insur). Huelva  
Phone: 959 282 809  
Email: 1congrasur@telefonica.net

### Ership, S.A.U.

Address: C/ Marina, 26. Huelva  
Phone: 959 215 100  
Email: ad.dir@ership.com

### Servicios Marítimos Aduaneros, S.L.

Address: Apartado de Correos 668. Palos de la Frontera (Huelva)  
Phone: 959 369 034  
Email: huelva@servimad.com

### Algeposa Huelva, S.L.

Address: Apartado de Correos 552.  
Palos de la Frontera. Huelva  
Phone: 959 369 380  
Email: direccion.huelva@algeposa.com

### Zalvide, S.A.

Address: Avda. de Alemania, 14, 6.º B. Huelva  
Phone: 959 254 834  
Email: zalvide@zalvide.com

### Yilport Huelva, S.L.

Address: Apartado de Correos 513.  
Palos de la Frontera (Huelva)  
Phone: 689 373 163  
Email: info@yilport.com.tr

## Transit / Customs Agents

### Bergé Marítima, S.L.

Address: Avda. Tomás Domínguez Ortiz, 8 (Insur). Huelva  
Phone: 959 369 005  
Email: consignacion.huv@berge-m.es

### Rosaura Martín Pérez (ROMACEX)

Address: Mackay Macdonald, 7, 2A. Huelva.  
Phone: 620 785 025  
Email: info@romacex.com

### Rafael López Camacho

Address: Polígono Industrial Mirador del Odiel, C/ Lentisco nº 1 Oficina 22. Huelva  
Phone: 608 611 565  
Email: rlopezca.aduanas@gmail.com

### Bernardino Abad, S.L.

Address: Muelle Sur. Palos de la Frontera (Huelva)  
Phone: 959 956 087  
Email: huelva@bernardinoabad.com

**Remedios Ventura Aguilar**

Address: C/ Marina, 7-9, 4.º B. Huelva

Phone: 959 248 225

Email: aduanas@aduanaaguilar.es

**Tránsitos Onuba, S.A.**

Address: C/ Marina, 11-13. Huelva

Phone: 959 285 961

Email: jmchr@transitos.e.telefonica.net

**Antonio Zalvide Álvarez-Rementería, S.A.**

Address: Avda. de Alemania, 14, 6ºB. Huelva

Phone: 959 254 834

Email: zalvide@zalvide.com

**Receipt of waste from vessels****Alex Huelva, S.L.**

Address: Avda. Francisco Montenegro,

1.ª Transversal s/n.Huelva

Phone: 959 242 593

Email: servicios@alexhuelva.net

**Sertego Servicios Medioambientales, S.L.U. (Marpol I)**

Address: Muelle de la Isla Verde, s/n. Algeciras (Cádiz)

Phone: 956 573 733

Email: rbarros@sertego.com

**Receipt of waste from loading vessels****Atlantic Copper, S.L.U.**

Address: Avda. Francisco Montenegro, s/n. Huelva

Phone: 959 210 600

Email: fmartin@fmi.com

**CEPSA, Refinería La Rábida**

Address: Apartado de Correos, 289. Huelva

Phone: 959 379 501

Email: d.nieto@cepsa.com

**Fertiberia, S.A.**

Address: Avda. Francisco Montenegro, s/n. Huelva

Phone: 959 281 211

Email: luicas@fertiberia.es

**Impala Terminals Huelva, S.L.U.**Address: Ampliación Sur Muelle Ingeniero  
Juan Gonzalo. Palos de la Frontera (Huelva)

Phone: 959 051 039

Email: javier.pena@impalaterminals.com

**Levantino Aragonesa de Tránsitos, S.A.**

Address: Avda. Francisco Montenegro, s/n. Huelva  
 Phone: 959 255 799  
 Email: info@globalfeed.es

**Nuevo Astillero de Huelva, S.A.**

Address: Avda. de Enlace, s/n. Huelva  
 Phone: 636 091 398  
 Email: jmoreno@grupomeridional.com

**Decal España, S.A.**

Address: Torre Arenillas, s/n. Palos de la Frontera (Huelva)  
 Phone: 959 369 048  
 Email: cgutierrez@decalesp.com

**Trailer****Amarre y Desamarre Molina e Hijos, S.L.**

Address: Arenas Gordas, 33. Mazagón (Huelva)  
 Phone: 630 481 332  
 Email: amarreydesamarremolina@yahoo.es

**Feramar Remolcadores, S.L.**

Address: Poligono Industrial Mirador del Odiel, C/ Coscoja, 3. Huelva  
 Phone: 959 282 568  
 Email: feramar@feramar.es

**Auxiliar Marítima del Sur, S.A.**

Address: Avda. Portugal, 4, 2.º. Huelva  
 Phone: 959 493 310  
 Email: javier.fernandez@boluda.com.es

**Mooring and Unmooring Services****Amarres Marítimos del Sur, S.L.**

Address: Avda. Portugal, 4, 2.º. Huelva  
 Phone: 959 493 308  
 Email: borja.monsalvete@boluda.com.es

**Pilotage Services****Corporación de Prácticos del Puerto y Ría de Huelva. S.L.P.**

Address: Avda. de la Ría, 11, 5º E. Huelva  
 Phone: 959 536 192  
 Email: huelvapilot@huelvapilot.e.telefonica.net

**Passenger Services****Naviera Armas, S.A.**

C/ Doctor Domínguez Pérez, Nº 2 Urb. El Sebadal. Las Palmas de Gran Canaria  
 Phone: 928 327 385  
 Email: mramirez@naviera-arms.com

## Barge Fuel Supply

### GABARRA

#### Itsas Gas Bunker Supply, S.L.

Address: Muelle Tomás Olabarri, 4-5 dcha. Getxo (Vizcaya)  
Phone: 944 805 354  
Email: jmadarieta@ibaizabalms.com

#### Sermalub, S.L.L.

Address: P.I. Mirador del Odiel, Nave nº 7. Huelva  
Phone: 605 270 529  
Email: sermalub@hotmail.com

### TANKER TRUCK FUEL SUPPLY

#### Aljacor Oil, S.L.

Address: C/ Almirante Pinzón s/n. Villalba del Alcor (Huelva)  
Phone: 627 070 886  
Email: info@aljacoroil.es

#### Marmisur, S.L.

Address: Polígono Industrial Cortijo Real.  
La Unión, 12. Algeciras (Cádiz)  
Phone: 956 580 147  
Email: info@marmisur.com

#### Distribuidores y Transportistas de Productos Petrolíferos, S.A.

Address: Ctra. San Martín de Valdeiglesias,  
Km 0,700. Alcorcón (Madrid)  
Phone: 916 191 112  
Email: alvarozubiaga@ditrasa.es

#### Sermalub, S.L.L.

Address: Polígono Empresarial Mirador  
del Odiel, C. Coscoja, nave 7. Huelva  
Phone: 605 270 529  
Email: sermalub@hotmail.com

#### Combustibles Bastilipo, S.A.

Address: Los Almendros, 32. Villamartín (Cádiz)  
Phone: 956 715 187  
Email: administracion@bastilipo.net

#### Servicios y Agentes Marítimos, S.L.

Address: Polígono Industrial Palmones II.  
C/ Dragaminas, 28. Los Barrios (Cádiz)  
Phone: 956 677 475  
Email: sermasa.alg@sermasa.net

#### Disagon, S.L.

Address: Ctra. Nacional 435, Km.198.  
Valverde del Camino (Huelva)  
Phone: 959 553 325  
Email: mjcalderay@disagon.com

#### Transquality 2001, S.L.U.

Address: Ctra. de la Esclusa, s/n. Sevilla  
Phone: 647 806 174  
Email: jmaviles@sbgmail.es

#### Galp Energía España, S.A.U.

Address: Anabel Segura, 16 Ed. Vega  
Norte. Alcobendas, Madrid.  
Phone: 917 146 700  
Email: carina.pereira@galp.com

#### Viguesa de Bombeos, S.L.

Address: Zona Franca-Nave 2, Puerta 1, 36208. Vigo  
Phone: 986 247 080  
Email: eduardo@sumismar.com

#### Inversiones Onubenses, S.L.

Address: Corazón de Jesús, 10. San  
Bartolomé de la Torre (Huelva)  
Phone: 959 386 010  
Email: administracion@inversionesonubenses.es

#### Repsol Comercial de Productos Petrolíferos, S.A.

Address: C/ Méndez Álvaro, 44. Madrid  
Phone: 690 995 748  
Email: csanchezn@repsol.com

## Tanker Truck Liquefied Natural Gas Supply

### Transportes HAM, S.L.U.

Address: Pol. Ind. San Armengol,  
parcela 11. Abrera (Barcelona)  
Phone: 937 704 760  
Email: jugomez@ham.es

### Molgas Energía, S.A.U.

Address: Avda. Astronomía, 41. San  
Fernando de Henares (Madrid)  
Phone: 635 031 740  
Email: iciar.alvarez@molga.es

### Gas Natural Comercializadora, S.A.

Address: Plaza del Gas, 1. Barcelona  
Phone: 902 199 199  
Email: nrodriguez@gasnaturalfenosa.com

### Repsol LNG Holding, S.A.

Address: C/ Méndez Álvaro, 44. Madrid  
Phone: 917 535 303  
Email: luis.pieltain@repsol.com

### ESK, S.A.

Address: Polígono Industrial Mediterránea,  
C/ Tamaris, 3. Albuixech (Valencia)  
Phone: 961 417 015  
Email: pmoscardo.vcia@esk.es

## Tourist domestic passengers

### Serodiel, S.L.

Address: Polígono Empresarial Mirador  
del Odiel, nave 7. Huelva  
Phone: 618 326 860  
Email: info@serodiel.com

### Tourdetania Tour, S.L.

Address: Varaderos, s/n. Punta Umbría (Huelva)  
Phone: 959 311 901  
Email: canoapuntaumbría@varaderospalmas.com

## Other Companies

### Inspection and Certification

### Alex Stewart Assayers Ibérica, S.L.

Address: Polígono Empresarial Mirador  
del Odiel, C/ Taray, 41. Huelva  
Phone: 608 862 968  
Email: asa.huelva@alexstewart.es

### Huelva Shipping

Address: Paseo de la Independencia, 31, 5.º. Huelva  
Phone: 959 285 081  
Email: huelvashipping@hotmail.com

### Alfred H. Knight España, S.L.

Address: C/ Lentisco, 3 oficina 15. Huelva  
Phone: 959 499 752  
Email: ahk.huelva@ahkgroup.com

### P&H Iberia, S.A.

Address: Avda. de Guadalhorce, local 81. Sevilla  
Phone: 954 283 556  
Email: phiberia@phiberia.com

### BSI Inspectorate Andalucía, S.A.

Address: C/ Fray Juan Pérez, 35, 1.º. Huelva  
Phone: 959 540 319  
Email: huelva@inspectorate.es

### SGS Española de Control, S.A.

Address: Avda. Fco. Montenegro 2.ª y  
3.ª Transversal, nave 8. Huelva  
Phone: 959 246 107  
Email: sgs.huelva.espanola@sgs.com

**Caleb Brett Ibérica, S.A.**

Address: C/ Marina, 29, Entreplanta H. Huelva

Phone: 959 262 249

Email: ops.huelva@intertek.com

**Transportation****ADIF**

Address: Estación Adif Mercancías. Polígono Industrial La Paz. Avda. C/ Aldea de Tejada, 2. Huelva

Phone: 959 232 232

Email: joseluis.ortiz@adif.es

**Renfe Operadora**

Address: Estación Huelva - Mercancías RENFE. Huelva

Phone: 959 224 754

**Sociedad Cooperativa Andaluza**

Address: Polígono Industrial Nuevo Puerto, parcela 44. Palos de la Frontera (Huelva)

Phone: 959 369 107

Email: trafico@tphsca.es

**GTO**

Address: Polígono Los Bermejales.

Parcela 8. Niebla (Huelva)

Phone: 959 363 850

Email: info@transonuba.es

**Industry****Air Liquide Ibérica de Gases, S.A.**

Address: Avda. Francisco Montenegro, s/n. Huelva.

Phone: 959 254 111

Email: soportecliente.es@airliquide.com

**ElectroQuímica Onubense, S.L.**

Address: Apartado de Correos 284. Huelva

Phone: 959 369 153

Email: fivars@eqonb.es

**Artes y Redes del Sur, S.L.**

Address: Avda. del Enlace, s/n. Polígono

Pesquero Norte. Huelva

Phone: 959 255 860

Email: artesyredes@hotmail.com

**Fertiberia S.A. (fábrica de Huelva)**

Address: Apartado de Correos 160. Huelva

Phone: 959 281 211

Email: admin@fertiberiahuelva.es

**Atlantic Copper, S.L.U.**

Address: Apartado de Correos 110. Huelva

Phone: 959 210 600

Email: info@atlantic-copper.es

**Fertiberia S.A. (fábrica de Palos)**

Address: Apartado de Correos 44.

Palos de la Frontera (Huelva)

Phone: 959 492 400

Email: info.palos@fertiberia.es

**Cepsa Química, S.A.**

Address: Apartado de Correos 310.  
Palos de la Frontera (Huelva)  
Phone: 959 369 810  
Email: margarita.jorreo@cepsa.com

**CÍA. Logística de Hidrocarburos CLH, S.A.**

Address: Apartado Correos 208. Huelva  
Phone: 959 200 151  
Email: manuel.santiago@grupoclh.com

**Yilport Huelva, S.L.**

Address: Apartado Correos 513. Huelva  
Phone: 689 373 163  
Email: info@yilport.com.tr

**Decal España, S.A.**

Address: Apartado de Correos 145. Huelva  
Phone: 959 369 048  
Email: jpmora@decalesp.com

**Dimahuelva, S.L.U.**

Address: Avda. de Enlace, s/n. Polígono Pesquero Norte  
Phone: 959 250 075  
Email: lvarela@cpescamar.es

**Drace Infraestructuras, S.A.**

Address: Carretera Dique Juan Carlos I.  
Apartado de Correos 79. Huelva  
Phone: 959 500 336  
Email: jamartinezp@drace.com

**Enagás Transporte, S.A.U.**

Address: Apartado de Correos 407. Huelva  
Phone: 959 369 100  
Email: idolmo@enagas.es

**García-Munté Energía, S.L.**

Address: Polígono Industrial Petroquímico,  
s/n. Palos de la Frontera (Huelva)  
Phone: 959 369 369  
Email: cgoenaga@garciamunte.com

**Gomas y Transportes, S.A. (GOTRANSA)**

Dirección: C/ Isaac Albéniz, s/n. Huelva  
Teléfono: 959 255 198  
Email: gotransa@gotransa.com

**Grupo Amasua, S.A.**

Address: C/ Alonso de Ojeda, s/n. Huelva  
Phone: 959 282 112  
Email: francisco.pascual@amasua.com

**Venator P&Aspain, S.L.**

Address: Polígono Industrial Puerto Nuevo. Apartado  
de Correos 159. Palos de la Frontera (Huelva)  
Phone: 959 379 200  
Email: info@venatorp.com

**Lípidos Santiga Huelva, S.L.**

Address: Apartado de Correos 291. Huelva  
Phone: 935 443 115  
Email: pcliment@lipsa.es

**Materias Primas Secundarias, S.A.**

Address: Avda. de la Ría, 8 Planta  
3ª, Módulo 3 y 4. Huelva  
Phone: 959 282 809  
Email: mcrcongrasur@telefonica.net

**Fertinagro Sur, SL.**

Address: Avda. Francisco Montenegro,  
5ª transversal. Huelva  
Phone: 959 255 799  
Email: alberto.ramos@tervalis.es